

JavaServer Pages™ Specification

Version 2.2

Maintenace Release 2

Send comments to jsr-245-comments@jcp.org

Final Release - December 10, 2009

Pierre Delisle, Jan Luehe, Mark Roth,
Kin-man Chung



4150 Network Circle
Santa Clara, CA 95054, USA
650 960-1300 fax: 650 969-9131

We make the net work.

Specification: JSR-000245 JavaServer(tm) Pages ("Specification")

Version: 2.2

Status: Maintenance Release 2

Release: 10 December 2009

Copyright 2009 SUN MICROSYSTEMS, INC.

4150 Network Circle, Santa Clara, California 95054, U.S.A

All rights reserved.

LIMITED LICENSE GRANTS

1. License for Evaluation Purposes. Sun hereby grants you a fully-paid, non-exclusive, non-transferable, worldwide, limited license (without the right to sublicense), under Sun's applicable intellectual property rights to view, download, use and reproduce the Specification only for the purpose of internal evaluation. This includes (i) developing applications intended to run on an implementation of the Specification, provided that such applications do not themselves implement any portion(s) of the Specification, and (ii) discussing the Specification with any third party; and (iii) excerpting brief portions of the Specification in oral or written communications which discuss the Specification provided that such excerpts do not in the aggregate constitute a significant portion of the Specification.

2. License for the Distribution of Compliant Implementations. Sun also grants you a perpetual, non-exclusive, non-transferable, worldwide, fully paid-up, royalty free, limited license (without the right to sublicense) under any applicable copyrights or, subject to the provisions of subsection 4 below, patent rights it may have covering the Specification to create and/or distribute an Independent Implementation of the Specification that: (a) fully implements the Specification including all its required interfaces and functionality; (b) does not modify, subset, superset or otherwise extend the Licensor Name Space, or include any public or protected packages, classes, Java interfaces, fields or methods within the Licensor Name Space other than those required/authorized by the Specification or Specifications being implemented; and (c) passes the Technology Compatibility Kit (including satisfying the requirements of the applicable TCK Users Guide) for such Specification ("Compliant Implementation"). In addition, the foregoing license is expressly conditioned on your not acting outside its scope. No license is granted hereunder for any other purpose (including, for example, modifying the Specification, other than to the extent of your fair use rights, or distributing the Specification to third parties). Also, no right, title, or interest in or to any trademarks, service marks, or trade names of Sun or Sun's licensors is granted hereunder. Java, and Java-related logos, marks and names are trademarks or registered trademarks of Sun Microsystems, Inc. in the U.S. and other countries.

3. Pass-through Conditions. You need not include limitations (a)-(c) from the previous paragraph or any other particular "pass through" requirements in any license You grant concerning the use of your Independent Implementation or products derived from it. However, except with respect to Independent Implementations (and products derived from them) that satisfy limitations (a)-(c) from the previous paragraph, You may neither: (a) grant or otherwise pass through to your licensees any licenses under Sun's applicable intellectual property rights; nor (b) authorize your licensees to make any claims concerning their implementation's compliance with the Specification in question.

4. Reciprocity Concerning Patent Licenses.

a. With respect to any patent claims covered by the license granted under subparagraph 2 above that would be infringed by all technically feasible implementations of the Specification, such license is conditioned upon your offering on fair, reasonable and non-discriminatory terms, to any party seeking it from You, a perpetual, non-exclusive, non-transferable, worldwide license under Your patent rights which are or would be infringed by all technically feasible implementations of the Specification to develop, distribute and use a Compliant Implementation.

JavaServer Pages 2.2 Specification

b With respect to any patent claims owned by Sun and covered by the license granted under subparagraph 2, whether or not their infringement can be avoided in a technically feasible manner when implementing the Specification, such license shall terminate with respect to such claims if You initiate a claim against Sun that it has, in the course of performing its responsibilities as the Specification Lead, induced any other entity to infringe Your patent rights.

c Also with respect to any patent claims owned by Sun and covered by the license granted under subparagraph 2 above, where the infringement of such claims can be avoided in a technically feasible manner when implementing the Specification such license, with respect to such claims, shall terminate if You initiate a claim against Sun that its making, having made, using, offering to sell, selling or importing a Compliant Implementation infringes Your patent rights.

5. Definitions. For the purposes of this Agreement: "Independent Implementation" shall mean an implementation of the Specification that neither derives from any of Sun's source code or binary code materials nor, except with an appropriate and separate license from Sun, includes any of Sun's source code or binary code materials; "Licensor Name Space" shall mean the public class or interface declarations whose names begin with "java", "javax", "com.sun" or their equivalents in any subsequent naming convention adopted by Sun through the Java Community Process, or any recognized successors or replacements thereof; and "Technology Compatibility Kit" or "TCK" shall mean the test suite and accompanying TCK User's Guide provided by Sun which corresponds to the Specification and that was available either (i) from Sun's 120 days before the first release of Your Independent Implementation that allows its use for commercial purposes, or (ii) more recently than 120 days from such release but against which You elect to test Your implementation of the Specification.

This Agreement will terminate immediately without notice from Sun if you breach the Agreement or act outside the scope of the licenses granted above.

DISCLAIMER OF WARRANTIES

THE SPECIFICATION IS PROVIDED "AS IS". SUN MAKES NO REPRESENTATIONS OR WARRANTIES, EITHER EXPRESS OR IMPLIED, INCLUDING BUT NOT LIMITED TO, WARRANTIES OF MERCHANTABILITY, FITNESS FOR A PARTICULAR PURPOSE, NON-INFRINGEMENT (INCLUDING AS A CONSEQUENCE OF ANY PRACTICE OR IMPLEMENTATION OF THE SPECIFICATION), OR THAT THE CONTENTS OF THE SPECIFICATION ARE SUITABLE FOR ANY PURPOSE. This document does not represent any commitment to release or implement any portion of the Specification in any product. In addition, the Specification could include technical inaccuracies or typographical errors.

LIMITATION OF LIABILITY

TO THE EXTENT NOT PROHIBITED BY LAW, IN NO EVENT WILL SUN OR ITS LICENSORS BE LIABLE FOR ANY DAMAGES, INCLUDING WITHOUT LIMITATION, LOST REVENUE, PROFITS OR DATA, OR FOR SPECIAL, INDIRECT, CONSEQUENTIAL, INCIDENTAL OR PUNITIVE DAMAGES, HOWEVER CAUSED AND REGARDLESS OF THE THEORY OF LIABILITY, ARISING OUT OF OR RELATED IN ANY WAY TO YOUR HAVING, IMPELEMENTING OR OTHERWISE USING USING THE SPECIFICATION, EVEN IF SUN AND/OR ITS LICENSORS HAVE BEEN ADVISED OF THE POSSIBILITY OF SUCH DAMAGES.

You will indemnify, hold harmless, and defend Sun and its licensors from any claims arising or resulting from: (i) your use of the Specification; (ii) the use or distribution of your Java application, applet and/or implementation; and/or (iii) any claims that later versions or releases of any Specification furnished to you are incompatible with the Specification provided to you under this license.

RESTRICTED RIGHTS LEGEND

U.S. Government: If this Specification is being acquired by or on behalf of the U.S. Government or by a U.S. Government prime contractor or subcontractor (at any tier), then the Government's rights in the Software and accompanying documentation shall be only as set forth in this license; this is in accordance with 48 C.F.R. 227.7201 through 227.7202-4 (for Department of Defense (DoD) acquisitions) and with 48 C.F.R. 2.101 and 12.212 (for non-DoD acquisitions).

REPORT

If you provide Sun with any comments or suggestions concerning the Specification ("Feedback"), you hereby: (i) agree that such Feedback is provided on a non-proprietary and non-confidential basis, and (ii) grant Sun a perpetual, non-exclusive, worldwide, fully paid-up, irrevocable license, with the right to sublicense through multiple levels of sublicensees, to incorporate, disclose, and use without limitation the Feedback for any purpose.

GENERAL TERMS

Any action related to this Agreement will be governed by California law and controlling U.S. federal law. The U.N. Convention for the International Sale of Goods and the choice of law rules of any jurisdiction will not apply.

The Specification is subject to U.S. export control laws and may be subject to export or import regulations in other countries. Licensee agrees to comply strictly with all such laws and regulations and acknowledges that it has the responsibility to obtain such licenses to export, re-export or import as may be required after delivery to Licensee.

This Agreement is the parties' entire agreement relating to its subject matter. It supersedes all prior or contemporaneous oral or written communications, proposals, conditions, representations and warranties and prevails over any conflicting or additional terms of any quote, order, acknowledgment, or other communication between the parties relating to its subject matter during the term of this Agreement. No modification to this Agreement will be binding, unless in writing and signed by an authorized representative of each party.

Contents

Status	xxi
Preface	xxiii
Overview	xxxii
The JavaServer Pages™ Technology	xxxii
Basic Concepts	xxxiii
Users of JavaServer Pages	xxxvi
Part I	1-1
JSP.1 Core Syntax and Semantics	1-3
JSP.1.1 What Is a JSP Page	1-3
JSP.1.1.1 Web Containers and Web Components	1-3
JSP.1.1.2 Generating HTML	1-4
JSP.1.1.3 Generating XML	1-4
JSP.1.1.4 Translation and Execution Phases	1-4
JSP.1.1.5 Validating JSP pages	1-5
JSP.1.1.6 Events in JSP Pages	1-6
JSP.1.1.7 JSP Configuration Information	1-6
JSP.1.1.8 Naming Conventions for JSP Files	1-6
JSP.1.1.9 Compiling JSP Pages	1-7
JSP.1.1.10 Debugging JSP Pages	1-8
JSP.1.2 Web Applications	1-8
JSP.1.2.1 Relative URL Specifications	1-9
JSP.1.3 Syntactic Elements of a JSP Page	1-10
JSP.1.3.1 Elements and Template Data	1-10
JSP.1.3.2 Element Syntax	1-10
JSP.1.3.3 Start and End Tags	1-11
JSP.1.3.4 Empty Elements	1-12
JSP.1.3.5 Attribute Values	1-12
JSP.1.3.6 The jsp:attribute, jsp:body and jsp:element Elements	1-12
JSP.1.3.7 Valid Names for Actions and Attributes	1-14
JSP.1.3.8 White Space	1-14
JSP.1.3.9 JSP Documents	1-15

JSP.1.3.10	JSP Syntax Grammar	1-16
JSP.1.4	Error Handling	1-33
JSP.1.4.1	Translation Time Processing Errors	1-33
JSP.1.4.2	Request Time Processing Errors	1-34
JSP.1.4.3	Using JSPs as Error Pages	1-34
JSP.1.5	Comments	1-35
JSP.1.5.1	Comments in JSP Pages in Standard Syntax	1-35
JSP.1.5.2	Comments in JSP Documents	1-36
JSP.1.6	Quoting and Escape Conventions	1-36
JSP.1.7	Overall Semantics of a JSP Page	1-38
JSP.1.8	Objects	1-39
JSP.1.8.1	Objects and Variables	1-40
JSP.1.8.2	Objects and Scopes	1-40
JSP.1.8.3	Implicit Objects	1-41
JSP.1.8.4	The pageContext Object	1-43
JSP.1.9	Template Text Semantics	1-44
JSP.1.10	Directives	1-44
JSP.1.10.1	The page Directive	1-44
JSP.1.10.2	The taglib Directive	1-52
JSP.1.10.3	The include Directive	1-54
JSP.1.10.4	Implicit Includes	1-54
JSP.1.10.5	Including Data in JSP Pages	1-55
JSP.1.10.6	Additional Directives for Tag Files	1-56
JSP.1.11	EL Elements	1-56
JSP.1.12	Scripting Elements	1-57
JSP.1.12.1	Declarations	1-58
JSP.1.12.2	Scriptlets	1-58
JSP.1.12.3	Expressions	1-59
JSP.1.13	Actions	1-60
JSP.1.14	Tag Attribute Interpretation Semantics	1-61
JSP.1.14.1	Request Time Attribute Values	1-61
JSP.1.14.2	Type Conversions	1-62
JSP.2	Expression Language	1-65
JSP.2.1	Syntax of expressions in JSP pages: <code>\${}</code> vs <code>#{} </code>	1-65
JSP.2.2	Expressions and Template Text	1-66
JSP.2.3	Expressions and Attribute Values	1-66
JSP.2.3.1	Static Attribute	1-67
JSP.2.3.2	Dynamic Attribute	1-67
JSP.2.3.3	Deferred Value	1-68

JSP.2.3.4	Deferred Method	1-68
JSP.2.3.5	Dynamic Attribute or Deferred Expression ..	1-69
JSP.2.3.6	Examples of Using \${ } and #{}	1-69
JSP.2.4	Implicit Objects	1-70
JSP.2.5	Deactivating EL Evaluation	1-71
JSP.2.6	Disabling Scripting Elements	1-71
JSP.2.7	Invalid EL expressions	1-71
JSP.2.8	Errors, Warnings, Default Values	1-72
JSP.2.9	Resolution of Variables and their Properties	1-72
JSP.2.10	Functions	1-73
JSP.2.10.1	Invocation Syntax	1-74
JSP.2.10.2	Tag Library Descriptor Information	1-74
JSP.2.10.3	Example	1-75
JSP.2.10.4	Semantics	1-75
JSP.3	JSP Configuration	1-77
JSP.3.1	JSP Configuration Information in web.xml	1-77
JSP.3.2	Taglib Map	1-77
JSP.3.3	JSP Property Groups	1-78
JSP.3.3.1	JSP Property Groups	1-78
JSP.3.3.2	Deactivating EL Evaluation	1-79
JSP.3.3.3	Disabling Scripting Elements	1-81
JSP.3.3.4	Declaring Page Encodings	1-82
JSP.3.3.5	Defining Implicit Includes	1-83
JSP.3.3.6	Denoting XML Documents	1-84
JSP.3.3.7	Deferred Syntax (character sequence #t)	1-84
JSP.3.3.8	Removing whitespaces from template text ..	1-85
JSP.3.3.9	Declaring Default Content Type	1-86
JSP.3.3.10	Setting Default Buffer Size	1-86
JSP.3.3.11	Raising Errors for Undeclared Namespaces .	1-86
JSP.4	Internationalization Issues	1-87
JSP.4.1	Page Character Encoding	1-88
JSP.4.1.1	Standard Syntax	1-88
JSP.4.1.2	XML Syntax	1-89
JSP.4.2	Response Character Encoding	1-90
JSP.4.3	Request Character Encoding	1-91
JSP.4.4	XML View Character Encoding	1-91
JSP.4.5	Delivering Localized Content	1-91

JSP.5	Standard Actions	1-93
JSP.5.1	<jsp:useBean>	1-93
JSP.5.2	<jsp:setProperty>	1-99
JSP.5.3	<jsp:getProperty>	1-101
JSP.5.4	<jsp:include>	1-103
JSP.5.5	<jsp:forward>	1-105
JSP.5.6	<jsp:param>	1-106
JSP.5.7	<jsp:plugin>	1-107
JSP.5.8	<jsp:params>	1-109
JSP.5.9	<jsp:fallback>	1-109
JSP.5.10	<jsp:attribute>	1-109
JSP.5.11	<jsp:body>	1-112
JSP.5.12	<jsp:invoke>	1-113
	JSP.5.12.1 Basic Usage	1-113
	JSP.5.12.2 Storing Fragment Output	1-113
	JSP.5.12.3 Providing a Fragment Access to Variables	1-114
JSP.5.13	<jsp:doBody>	1-115
JSP.5.14	<jsp:element>	1-117
JSP.5.15	<jsp:text>	1-118
JSP.5.16	<jsp:output>	1-119
JSP.5.17	Other Standard Actions	1-123
JSP.6	JSP Documents	1-125
JSP.6.1	Overview of JSP Documents and of XML Views	1-125
JSP.6.2	JSP Documents	1-127
	JSP.6.2.1 Identifying JSP Documents	1-127
	JSP.6.2.2 Overview of Syntax of JSP Documents	1-128
	JSP.6.2.3 Semantic Model	1-129
	JSP.6.2.4 JSP Document Validation	1-130
JSP.6.3	Syntactic Elements in JSP Documents	1-131
	JSP.6.3.1 Namespaces, Standard Actions, and Tag Libraries	1-131
	JSP.6.3.2 The jsp:root Element	1-132
	JSP.6.3.3 The jsp:output Element	1-133
	JSP.6.3.4 The jsp:directive.page Element	1-133
	JSP.6.3.5 The jsp:directive.include Element	1-134
	JSP.6.3.6 Additional Directive Elements in Tag Files	1-134
	JSP.6.3.7 Scripting Elements	1-134
	JSP.6.3.8 Other Standard Actions	1-135
	JSP.6.3.9 Template Content	1-135

JSP.6.3.10	Dynamic Template Content	1-136
JSP.6.4	Examples of JSP Documents	1-136
JSP.6.4.1	Example: A simple JSP document	1-137
JSP.6.4.2	Example: Generating Namespace-aware documents 1-138	
JSP.6.4.3	Example: Generating non-XML documents	1-138
JSP.6.4.4	Example: Using Custom Actions and Tag Files	1-139
JSP.6.5	Possible Future Directions for JSP documents	1-141
JSP.6.5.1	Generating XML Content Natively	1-141
JSP.6.5.2	Schema and XInclude Support	1-142
JSP.7	Tag Extensions	1-143
JSP.7.1	Introduction	1-143
JSP.7.1.1	Goals	1-144
JSP.7.1.2	Overview	1-145
JSP.7.1.3	Classic Tag Handlers	1-146
JSP.7.1.4	Simple Examples of Classic Tag Handlers	1-146
JSP.7.1.5	Simple Tag Handlers	1-148
JSP.7.1.6	JSP Fragments	1-150
JSP.7.1.7	Simple Examples of Simple Tag Handlers	1-150
JSP.7.1.8	Attributes With Dynamic Names	1-152
JSP.7.1.9	Event Listeners	1-152
JSP.7.1.10	JspId Attribute	1-152
JSP.7.1.11	Resource Injection	1-152
JSP.7.2	Tag Libraries	1-153
JSP.7.2.1	Packaged Tag Libraries	1-154
JSP.7.2.2	Location of Java Classes	1-154
JSP.7.2.3	Tag Library directive	1-154
JSP.7.3	The Tag Library Descriptor	1-155
JSP.7.3.1	Identifying Tag Library Descriptors	1-155
JSP.7.3.2	TLD resource path	1-156
JSP.7.3.3	Taglib Map in web.xml	1-157
JSP.7.3.4	Implicit Map Entries from TLDs	1-157
JSP.7.3.5	Implicit Map Entries from the Container ...	1-157
JSP.7.3.6	Determining the TLD Resource Path	1-158
JSP.7.3.7	Translation-Time Class Loader	1-159
JSP.7.3.8	Assembling a Web Application	1-160
JSP.7.3.9	Well-Known URIs	1-160
JSP.7.3.10	Tag and Tag Library Extension Elements ..	1-160

JSP.7.4	Validation	1-164
JSP.7.4.1	Translation-Time Mechanisms	1-164
JSP.7.4.2	Request-Time Errors	1-165
JSP.7.5	Conventions and Other Issues	1-166
JSP.7.5.1	How to Define New Implicit Objects	1-166
JSP.7.5.2	Access to Vendor-Specific information	1-167
JSP.7.5.3	Customizing a Tag Library	1-167
JSP.8	Tag Files	1-169
JSP.8.1	Overview	1-169
JSP.8.2	Syntax of Tag Files	1-170
JSP.8.3	Semantics of Tag Files	1-170
JSP.8.4	Packaging Tag Files	1-172
JSP.8.4.1	Location of Tag Files	1-173
JSP.8.4.2	Packaging in a JAR	1-173
JSP.8.4.3	Packaging Directly in a Web Application	1-174
JSP.8.4.4	Packaging as Precompiled Tag Handlers	1-175
JSP.8.5	Tag File Directives	1-176
JSP.8.5.1	The tag Directive	1-176
JSP.8.5.2	The attribute Directive	1-179
JSP.8.5.3	The variable Directive	1-181
JSP.8.6	Tag Files in XML Syntax	1-184
JSP.8.7	XML View of a Tag File	1-184
JSP.8.8	Implicit Objects	1-185
JSP.8.9	Variable Synchronization	1-186
JSP.8.9.1	Synchronization Points	1-187
JSP.8.9.2	Synchronization Examples	1-188
JSP.9	Scripting	1-193
JSP.9.1	Overall Structure	1-193
JSP.9.1.1	Valid JSP Page	1-193
JSP.9.1.2	Reserved Names	1-194
JSP.9.1.3	Implementation Flexibility	1-194
JSP.9.2	Declarations Section	1-195
JSP.9.3	Initialization Section	1-195
JSP.9.4	Main Section	1-195
JSP.9.4.1	Template Data	1-195
JSP.9.4.2	Scriptlets	1-196
JSP.9.4.3	Expressions	1-196
JSP.9.4.4	Actions	1-196

JSP.10	XML View	1-199
JSP.10.1	XML View of a JSP Document, JSP Page or Tag File . .	1-199
JSP.10.1.1	JSP Documents and Tag Files in XML Syntax .	1-199
JSP.10.1.2	JSP Pages or Tag Files in JSP Syntax	1-200
JSP.10.1.3	JSP Comments	1-201
JSP.10.1.4	The page Directive	1-201
JSP.10.1.5	The taglib Directive	1-201
JSP.10.1.6	The include Directive	1-202
JSP.10.1.7	Declarations	1-202
JSP.10.1.8	Scriptlets	1-202
JSP.10.1.9	Expressions	1-203
JSP.10.1.10	Standard and Custom Actions	1-203
JSP.10.1.11	Request-Time Attribute Expressions	1-203
JSP.10.1.12	Template Text and XML Elements	1-204
JSP.10.1.13	The jsp:id Attribute	1-205
JSP.10.1.14	The tag Directive	1-205
JSP.10.1.15	The attribute Directive	1-205
JSP.10.1.16	The variable Directive	1-206
JSP.10.2	Validating an XML View of a JSP page	1-206
JSP.10.3	Examples	1-206
JSP.10.3.1	A JSP document	1-207
JSP.10.3.2	A JSP page and its corresponding XML View .	1-207
JSP.10.3.3	Clearing Out Default Namespace on Include	1-208
JSP.10.3.4	Taglib Directive Adds to Global Namespace	1-209
JSP.10.3.5	Collective Application of Inclusion Semantics .	1-209
Part II.		2-1
JSP.11	JSP Container	2-3
JSP.11.1	JSP Page Model	2-3
JSP.11.1.1	Protocol Seen by the Web Server	2-3
JSP.11.2	JSP Page Implementation Class	2-5
JSP.11.2.1	API Contracts	2-6
JSP.11.2.2	Request and Response Parameters	2-7
JSP.11.2.3	Omitting the extends Attribute	2-8

JSP.11.2.4	Using the extends Attribute	2-10
JSP.11.3	Buffering	2-11
JSP.11.4	Precompilation	2-12
JSP.11.4.1	Request Parameter Names	2-12
JSP.11.4.2	Precompilation Protocol	2-13
JSP.11.5	Debugging Requirements	2-13
JSP.11.5.1	Line Number Mapping Guidelines	2-14
JSP.12	Core API	2-17
javax.servlet.jsp		1-19
ErrorData		1-22
HttpJspPage		1-24
JspApplicationContext		1-26
JspContext		1-29
JspEngineInfo		1-35
JspException		1-37
JspFactory		1-39
JspPage		1-42
JspTagException		1-44
JspWriter		1-46
PageContext		1-56
SkipPageException		1-65
JSP.2	Tag Extension API	2-67
javax.servlet.jsp.tagext		1-69
BodyContent		1-88
BodyTag		1-91
BodyTagSupport		1-95
DynamicAttributes		1-99
FunctionInfo		1-100
IterationTag		1-102
JspFragment		1-105
JspIdConsumer		1-107
JspTag		1-108
PageData		1-109
SimpleTag		1-111
SimpleTagSupport		1-114
Tag		1-118
TagAdapter		1-123
TagAttributeInfo		1-126

TagData	1-131
TagExtraInfo	1-134
TagFileInfo	1-137
TagInfo	1-139
TagLibraryInfo	1-146
TagLibraryValidator	1-151
TagSupport	1-154
TagVariableInfo	1-159
TryCatchFinally	1-161
ValidationMessage	1-163
VariableInfo	1-165
JSP.2 Expression Language API	2-169
javax.servlet.jsp.el	1-171
ELException	1-174
ELParseException	1-176
Expression	1-178
ExpressionEvaluator	1-180
FunctionMapper	1-183
ImplicitObjectELResolver	1-184
ScopedAttributeELResolver	1-189
VariableResolver	1-194
Part III.....	3-1
JSP.A Packaging JSP Pages	3-3
JSP.A.1 A Very Simple JSP Page	3-3
JSP.A.2 The JSP Page Packaged as Source in a WAR File	3-3
JSP.A.3 The Servlet for the Compiled JSP Page	3-4
JSP.A.4 The Web Application Descriptor	3-5
JSP.A.5 The WAR for the Compiled JSP Page	3-6
JSP.B JSP Elements of web.xml	3-7
JSP.B.1 XML Schema for JSP 2.2 Deployment Descriptor	3-7
JSP.B.2 XML Schema for JSP 2.1 Deployment Descriptor ...	3-16
JSP.B.3 XML Schema for JSP 2.0 Deployment Descriptor ...	3-24
JSP.C Tag Library Descriptor Formats	3-31
JSP.C.1 XML Schema for TLD, JSP 2.1	3-31
JSP.C.2 XML Schema for TLD, JSP 2.0	3-61

JSP.C.3	DTD for TLD, JSP 1.2	3-86
JSP.C.4	DTD for TLD, JSP 1.1	3-95
JSP.D	Page Encoding Detection	3-101
JSP.D.1	Detection Algorithm for JSP pages	3-101
JSP.D.2	Detection Algorithm for Tag Files	3-103
JSP.E	Changes	3-107
JSP.E.1	Changes between JSP 2.2 and JSP 2.1 Final Release	3-107
JSP.E.2	Changes between JSP 2.1 Proposed Final Draft 2 and JSP 2.1 Final Release	3-109
JSP.E.3	Changes between JSP 2.1 Proposed Final Draft and JSP 2.1 Proposed Final Draft 2	3-110
E.3.1	Resource Injection	3-110
E.3.2	JSP document syntax and the DOCTYPE prologue 3-110	
E.3.3	Page Character Encoding	3-111
E.3.4	EL Resolvers	3-111
E.3.5	JSP Version of Tag Files	3-111
E.3.6	Unsupported Tag Directive and Attribute Directive Attributes in Pre-2.1 Tag Files	3-111
E.3.7	Static Attribute	3-112
JSP.E.4	Changes between JSP 2.1 Public Review and JSP 2.1 Pro- posed Final Draft	3-112
E.4.8	Resource Injection	3-112
E.4.9	Deferred expressions in tag files	3-112
E.4.10	Deferred expressions for dynamic attributes	3-112
E.4.11	ResourceBundleELResolver	3-113
E.4.12	Clarified required support for JSR-45 ("Debugging Support for Other Languages")	3-113
E.4.13	Byte Order Mark and Page Encoding	3-113
E.4.14	TagAttributeInfo	3-113
E.4.15	Taglib map order of precedence	3-113
E.4.16	Generics	3-113
E.4.17	Various Clarifications	3-114
JSP.E.5	Changes between JSP 2.1 EDR and JSP 2.1 Public Review	3-114
E.5.18	Backwards Compatibility with JSP 2.0	3-114
E.5.19	Faces Action Attribute and MethodExpression	3-

	114	
E.5.20	Additional element for the TLD	3-115
E.5.21	New JspId attribute	3-115
E.5.22	Removing whitespaces from template text . .	3-115
E.5.23	Response Status Code for JSP error page . . .	3-115
E.5.24	Comments in JSP Documents	3-115
E.5.25	Byte Order Mark and Page Encoding	3-116
E.5.26	TagLibraryInfo	3-116
E.5.27	SimpleTag and <body-content>	3-116
E.5.28	JspApplicationContext.addResolver()	3-116
E.5.29	Duplicate tag files	3-116
E.5.30	Table 1-9	3-116
E.5.31	Restructuring of API chapters	3-117
JSP.E.6	Changes between JSP 2.0 Final and JSP 2.1 EDR1 .	3-117
E.6.32	New specification document for the Expression Language	3-117
E.6.33	Backwards Compatibility and Migration Guidelines	3-117
E.6.34	Chapter 2 - Expression Language	3-117
E.6.35	New class javax.servlet.jsp.JspApplicationContext	3-117
E.6.36	New method getJspApplicationContext on JspFactory	3-118
E.6.37	Major changes to the javax.servlet.jsp.el API .	3-118
E.6.38	New method getELContext on JspContext	3-118
E.6.39	New rules for tag handler attributes	3-118
E.6.40	TLD schema now supports deferred expressions as attributes	3-118
E.6.41	Syntax of EL expressions	3-119
E.6.42	Constraints on the use of \${ } and #{}	3-119
E.6.43	Escaping EL expressions	3-119
JSP.E.7	Changes between JSP 2.0 PFD3 and JSP 2.0 Final .	3-120
JSP.E.8	Changes between JSP 2.0 PFD2 and JSP 2.0 PFD3 .	3-121
JSP.E.9	Changes between JSP 2.0 PFD and JSP 2.0 PFD2 . .	3-123
JSP.E.10	Changes between JSP 2.0 PFD1a and JSP 2.0 PFD .	3-127
JSP.E.11	Changes between JSP 2.0 PD2 and JSP 2.0 PFD1a .	3-129
JSP.E.12	Changes between JSP 2.0 PD1 and JSP 2.0 PD2 . . .	3-130
JSP.E.13	Changes between JSP 2.0 CD2 and JSP 2.0 PD1 . . .	3-131
JSP.E.14	Changes between JSP 2.0 CD1 and JSP 2.0 CD2 . . .	3-131

E.14.44	Between CD2c and CD2	3-131
E.14.45	Between CD2b and CD2c	3-132
E.14.46	Between CD2a and CD2b	3-133
E.14.47	Changes between CD1 and CD2a	3-133
JSP.E.15	Changes between JSP 2.0 ED1 and JSP 2.0 CD1	3-133
E.15.48	JSP Fragments, .tag Files, and Simple Tag Handlers	3-134
E.15.49	Expression Language Added	3-134
E.15.50	EBNF Fixes	3-134
E.15.51	I18N Clarifications	3-134
E.15.52	Other Changes	3-134
JSP.E.16	Changes Between JSP 1.2 Final Draft and JSP 2.0 ED1	3-135
E.16.53	Typographical Fixes and Version Numbers	3-135
E.16.54	Added EBNF Grammar for JSP Standard Syntax	3-135
E.16.55	Added Users of JavaServer Pages Section	3-135
E.16.56	Added Placeholders for Expression Language and Custom Actions Using JSP	3-135
E.16.57	Added Requirement for Debugging Support	3-135
JSP.E.17	Changes Between PFD 2 and Final Draft	3-135
E.17.58	Added jsp:id mechanism	3-136
E.17.59	Other Small Changes	3-136
E.17.60	Clarification of role of id	3-136
E.17.61	Clarifications on Multiple Requests and Threading	3-136
E.17.62	Clarifications on JSP Documents	3-137
E.17.63	Clarifications on Well Known Tag Libraries	3-137
E.17.64	Clarified Impact of Blocks	3-137
E.17.65	Other Small Clarifications	3-137
JSP.E.18	Changes Between 1.2 PFD 1b and PFD 2	3-138
E.18.66	Added elements to Tag Library Descriptor	3-138
E.18.67	Changed the way version information is encoded into TLD	3-138
E.18.68	Assigning String literals to Object attributes	3-139
E.18.69	Clarification on valid names for prefix, action and attributes	3-139
E.18.70	Clarification of details of empty actions	3-139
E.18.71	Corrections related to XML syntax	3-139

E.18.72	Other changes	3-140
JSP.E.19	Changes Between 1.2 PFD and 1.2 PFD 1b	3-140
JSP.E.20	Changes Between 1.2 PD1 and 1.2 PFD	3-140
E.20.73	Deletions	3-141
E.20.74	Additions	3-141
E.20.75	Clarifications	3-141
E.20.76	Changes	3-142
JSP.E.21	Changes Between 1.1 and 1.2 PD1	3-142
E.21.77	Organizational Changes	3-142
E.21.78	New Document	3-143
E.21.79	Additions to API	3-143
E.21.80	Clarifications	3-144
E.21.81	Changes	3-144
JSP.E.22	Changes Between 1.0 and 1.1	3-144
E.22.82	Additions	3-144
E.22.83	Changes	3-145
JSP.F	Glossary	3-147

Status

This is JSP 2.2 (Maintenance Release 2 of JSP 2.1). JSP 2.1 was developed by the expert group JSR-245 under the Java Community Process (more details at <http://jcp.org/jsr/detail/245.jsp>).

The Java Community Process

The JCP produces a specification using three *communities*: an expert community (the *expert group*), the *participants* of the JCP, and the *public-at-large*. The expert group is responsible for the authoring of the specification through a collection of drafts. Specification *drafts* move from the expert community, through the participants, to the public, gaining in detail and completeness, always feeding received comments back to the expert group. The *final draft* is submitted for approval by the *Executive Committee*. The *expert group lead* is responsible for facilitating the workings of the expert group, for authoring the specification, and for delivering the *reference implementation* and the *conformance test suite*.

The JCP and This Specification

The JCP is designed to be a very flexible process so each expert group can address the requirements of the specific communities it serves.

This specification includes chapters that are derived directly from the *Javadoc* comments in the API classes, but, were there to be any discrepancies, this specification has precedence over the *Javadoc* comments.

The JCP process provides a mechanism for updating the specification through a *maintenance* process using *erratas*. If available, the *erratas* will have precedence over this specification.

Preface

This document is the JavaServer™ Pages 2.2 Specification (JSP 2.2). This specification is being developed following the Java Community Process (JCP).

Relation to JSP 2.1

JSP 2.2 is a maintenance release for JSP 2.1.

- JSP 2.2 specification uses Servlet 3.0 specification for its web semantics.
- JSP 2.2 specification is a component of Java™ Platform, Enterprise Edition 6 (Java EE 6) specification.
- JSP 2.2 specification requires the Java™ Platform, Standard Edition 6 (Java SE 6), or later.

JSP 2.1 Relation To JSP 2.0

JSP 2.1 extends the JavaServer Pages 2.0 Specification (JSP 2.0) in the following ways:

- The JSP specification now features a *unified* expression language, which is the result of the integration of the expression languages defined in the JSP 2.0 and Faces 1.1 specifications. The new unified expression language is defined in its own specification document, delivered along with the JSP 2.1 specification.
- The JSP 2.1 specification uses the Servlet 2.5 specification for its web semantics.

- The JSP 2.1 specification requires the Java™ 2 Platform, Standard Edition version 5.0 or later.

Backwards Compatibility with JSP 2.0

As of JSP 2.1, the character sequence `#{` is reserved for EL expressions.

When used as a tag attribute value, the `{expr}` syntax is evaluated by the container only if the `jsp-version` element specified in the TLD has the value 2.1 or higher. If the version specified is less than 2.1, then the `{expr}` syntax is simply processed as a String literal.

When used in template text in a JSP page, the `#{` character sequence triggers a translation error, unless specifically allowed through a configuration setup. This is because the `#{}` syntax is associated exclusively with deferred-evaluation in JSP 2.1 and does not make sense in the context of template text (only immediate evaluation using the `$(expr)` syntax makes sense in template text).

In a tag file, `{expr}` in template text is handled according to the tag file's JSP version: If the tag file's JSP version is 2.0 or less, `{expr}` in template text will not cause any error. If the tag file's JSP version is equal to or greater than 2.1, `{expr}` in template text must cause an error, unless it has been escaped or the tag file contains a `deferredSyntaxAllowedAsLiteral` tag directive attribute set to `TRUE`. See Section JSP.8.4.2, "Packaging in a JAR", and Section JSP.8.4.3, "Packaging Directly in a Web Application", for how the JSP version of a tag file is determined.

Similarly, the `#{` character sequence triggers a translation error if used for a tag attribute of a tag library where the `jsp-version` is greater than or equal to 2.1, and for which the attribute is not marked as a deferred expression in the TLD.

A web-application developed for a JSP version that is prior to JSP 2.1 may therefore suffer from the following backwards incompatibilities:

- If `#{` is used in template text as a String literal, it must be escaped using `\#{`, or through a configuration setup (described below).
- When a tag library is upgraded to a `jsp-version` that is greater than or equal to 2.1, then String literals specified as attribute values that include the sequence `#{` will need to be escaped using `\#{`, or through a configuration setup (described below).

Configuration setup to allow the `#{` character sequence as String literal

It is possible to allow the use of the `#{` character sequence as a String literal (in template text of JSP 2.1+ containers or as an attribute value for a tag-library where `jsp-version` is 2.1+) through the property `deferred-syntax-allowed-as-literal` of JSP Property Groups (See Section JSP.3.3.7, “Deferred Syntax (character sequence `#{`)”) or the `page/tag-file` directive attribute `deferredSyntaxAllowedAsStringLiteral` (See Section JSP.1.10.1, “The page Directive” and Section JSP.8.5.1, “The tag Directive”).

What this means for a JSP/Faces developer

You can run all your JSP 2.0 webapps as-is (well, *almost* as-is¹) on the latest and greatest JSP 2.1 containers! However, please be aware of the following if your web-application uses third party tag libraries that are based on Faces 1.1 or earlier.

- Some new features provided by JSP 2.1 and Faces 1.2 can only be used with Faces 1.2-based tag libraries. For example, while EL functions may now be used in the Faces 1.2 core and html tag libraries, they cannot be used with third party tag libraries that are based on Faces 1.1 and earlier.

Licensing of Specification

Details on the conditions under which this document is distributed are described in the license agreement on page v.

Who Should Read This Document

This document is the authoritative JSP 2.2 specification. It is intended to provide requirements for implementations of JSP page processing, and support by web containers in web servers and application servers. As an authoritative document, it covers material pertaining to a wide audience, including *Page Authors*, *Tag Library Developers*, *Deployers*, *Container Vendors*, and *Tool Vendors*.

This document is not intended to be a user’s guide. We expect other documents will be created that will cater to different readerships.

¹ The character sequence `#{'` is now reserved by JSP. So If you are using `#{'` in template text or as a literal in an attribute value for a 1.2-based taglib, the sequence will have to be escaped.

Organization of This Document

This document comprises of a number of Chapters and Appendices that are organized into 3 parts. In addition, the document contains a “Preface” (this section), a “Status” on page xxi, and an “Overview” on page xxxi.

Part I contains several chapters intended for all *JSP Page Authors*. These chapters describe the general structure of the language, including the expression language, fragments, and scripting.

Part II contains detailed chapters on the JSP container engine and API in full detail. The information in this part is intended for advanced JSP users.

Finally, Part III contains all the appendices.

Related Documents

Implementors of JSP containers and authors of JSP pages may find the following documents worth consulting for additional information:

Table JSP.P-1 *Some Related Web Sites*

JSP specification website	https://jsp-spec-public.dev.java.net
JSP home page	http://java.sun.com/products/jsp
Servlet home page	http://java.sun.com/products/servlet
Java 2 Platform, Standard Edition	http://java.sun.com/j2se
Java 2 Platform, Enterprise Edition	http://java.sun.com/j2ee
XML in the Java Platform home page	http://java.sun.com/xml
JavaBeans™ technology home page	http://java.sun.com/beans
XML home page at W3C	http://www.w3.org/XML
HTML home page at W3C	http://www.w3.org/MarkUp
XML.org home page	http://www.xml.org
JSR-045 home page (Debugging Support for Other Languages)	http://jcp.org/jsr/detail/45.jsp

Historical Note

The following individuals were pioneers who did ground-breaking work on the Java platform areas related to this specification. James Gosling's work on a Web Server in Java in 1994/1995 became the foundation for servlets. A larger project emerged in 1996 with Pavani Diwanji as lead engineer and with many other key members listed below. From this project came Sun's Java Web Server product.

Things started to move quickly in 1999. The servlet expert group, with James Davidson as lead, delivered the Servlet 2.1 specification in January and the Servlet 2.2 specification in December, while the JSP group, with Larry Cable and Eduardo Pelegri-Llopart as leads, delivered JSP 1.0 in June and JSP 1.1 in December.

The year 2000 saw a lot of activity, with many implementations of containers, tools, books, and training that target JSP 1.1, Servlet 2.2, and the Java 2 Platform, Enterprise Edition. Tag libraries were an area of intense development, as were varying approaches to organizing all these features together. The adoption of JSP technology has continued in the year 2001, with many talks at the "Web, Services and beyond" track at JavaOne being dedicated to the technology.

The JSP 1.2 specification went final in 2001. JSP 1.2 provided a number of fine-tunings of the spec. It also added the ability for validating JSP pages through the XML views of a JSP page. JSP 1.2 also introduced a normative XML syntax for JSP pages, but its adoption was handicapped by several specification shortcomings.

JSP 2.0 brought a major revision of the JSP language. Key new features included the simple Expression Language (EL), tag files, substantial simplifications for writing tag handlers in Java and the notion of JSP fragments. JSP 2.0 also included a revision of the XML syntax that addresses most of the problems in JSP 1.2.

The primary goal of JSP 2.1 is to unify the Expression Language used by JSP and JSF pages. The Expression language is therefore defined in its own specification document making it clear that it has general applicability and does not carry a dependency on any specific technology.

Tracking the industry in a printed document is at best difficult; the industry pages at the web site at <http://java.sun.com/products/jsp> do a better job.

Acknowledgments for JSP 2.1

Many thanks to all the individuals who have contributed to this version of the specification.

JavaServer Pages 2.2 Specification

We want to thank members of the Expert Group: Shawn Bayern, Hans Bergsten, Paul Bonfanti (New Atlanta Communications), Elaine Chien, Kin-Man Chung, Bill Dudley, Satish Duggana (Pramati Technologies), Jayson Falkner, Kjeld Froberg (Trifork Technologies), Sumathi Gopalakrishnan (Oracle), Geoffrey Greene (Macromedia), Randal Hanford (Boeing), Andy Hedges (Cap Gemini), Larry Isaacs (SA Institute), Scott Johnson (IBM), Kevin Jones (DevelopMentor), Vishy Kasar (Borland), Serge Knystautas (Apache Software Foundation), Changshin Lee (Tmax Soft), Felipe Leme, Kito Mann, Eddie O'Neil (BEA), John Rousseau (Novell), Kris Schneider, Nicholas Shulman (BEA), Sue Spielman, Hani Suleiman (Ironflare AB), Srinagesh Susarla (BEA), Sivasundaram Umapathy, Ana von Klopp.

Special mention is due to Hani Suleiman, Felipe Leme, Scott Johnson, and Sumathi Gopalakrishnan for their overall active participation to the expert group discussions.

The editors also want to give special thanks to the individuals within the Java Enterprise Edition platform team at Sun Microsystems, and especially to Bill Shannon, Eduardo Pellegrí-Llopart, Jim Driscoll, Karen Schaffer, Kin-Man Chung, Nick Rodin, Sheri Shen, Jean-Francois Arcand, Jennifer Ball, Tony Ng, Ed Burns, Jayashri Visvanathan, Roger Kitain, Ryan Lubke, Dhiru Pandey, Greg Murray, and Norbert Lindenberg.

Acknowledgments for JSP 2.0

Many people contributed to the JavaServer Pages specifications. The success of the Java Platform depends on the Java Community Process used to define and evolve it. This process, which involves many individuals and corporations, promotes the development of high quality specifications in Internet time.

Although it is impossible to list all the individuals who have contributed to this version of the specification, we would like to give thanks to all the members in our expert group. We have the benefit of a very large, active and enthusiastic expert group, without which the JSP specifications would not have succeeded.

We want to thank:

Nathan Abramson (Individual), Tim Ampe (Persistence Software Inc.), Shawn Bayern (Individual), Hans Bergsten (Individual), Paul Bonfanti (New Atlanta Communications Inc.), Prasad BV (Pramati Technologies), Bjorn Carlson (America Online), Murthy Chintalapati (Sun Microsystems, Inc.), Kin-Man Chung (Sun Microsystems, Inc.), Bill de hOra (InterX PLC), Ciaran Dynes (IONA Technologies PLC), Jayson Falkner (Individual), James Goodwill (Individual), Kouros Gorgani (Sybase), Randal Hanford (Boeing), Larry Isaacs

(SAS Institute Inc.), Kevin R. Jones (Developmentor), Francois Jouaux (Apple Computer Inc.), Vishy Kasar (Borland Software Corporation), Ana Von Klopp (Sun Microsystems, Inc.), Matt LaMantia (Art Technology Group, Inc.), Bart Leeten (EDS), Geir Magnusson Jr. (Apache Software Foundation), Jason McGee (IBM), Brian McKellar (SAP AG), Shawn McMurdo (Lutris Technologies), Charles Morehead (Art Technology Group Inc.), Lars Oleson (SeeBeyond Technology Corp.), Jeff Plager (Sybase), Boris Pruessmann (Adobe Systems, Inc.), Tom Reilly (Macromedia, Inc.), Ricardo Rocha (Apache Software Foundation), John Rousseau (Novell, Inc.), James Strachan (Individual), Srinagesh Susarla (BEA Systems), Alex Yiu (Oracle).

We want to thank the community that implemented the reference implementation, and the vendors that have implemented the spec, the authoring tools, and the tag libraries.

Special mention is due to: Hans Bergsten for his numerous thorough reviews and technical accuracy, Shawn Bayern for his tireless help with the EL and RI, Alex Yiu for his thorough analysis on the invocation protocol and I18N, Nathan Abramson for his in-depth technical expertise and ideas, Norbert Lindenberg for his overhaul of the I18N chapter, Jan Luehe and Kin-Man Chung for keeping the RI more than up-to-date with the specification allowing for real-time feedback, Ana von Klopp for her help with JSR-45 debugging and keeping the tools perspective fresh in our minds, and Umit Yalcinalp for her conversion of the TLD and deployment descriptors into XML Schema.

We want to thank all the authors of books on JSP technology, and the creators of the web sites that are tracking and facilitating the creation of the JSP community.

The editors want to give special thanks to many individuals within the Java 2 Enterprise Edition team, and especially to Jean-Francois Arcand, Jennifer Ball, Stephanie Bodoff, Pierre Delisle, Jim Driscoll, Cheng Fang, Robert Field, Justyna Horwat, Dianne Jiao, Norbert Lindenberg, Ryan Lubke, Jan Luehe, Craig McClanahan, Bill Shannon, Prasad Subramanian, Norman Walsh, Yutaka Yoshida, Kathleen Zelony, and to Ian Evans for his editorial work.

Lastly, but most importantly, we thank the software developers, web authors and members of the general public who have read this specification, used the reference implementation, and shared their experience. You are the reason the JavaServer Pages technology exists!

xxx

Overview

This is an overview of the JavaServer Pages technology.

The JavaServer Pages™ Technology

JavaServer™ Pages (JSP) is the Java™ Platform, Enterprise Edition (Java EE) technology for building applications for generating dynamic web content, such as HTML, DHTML, XHTML, and XML. JSP technology enables the easy authoring of web pages that create dynamic content with maximum power and flexibility.

General Concepts

JSP technology provides the means for textual specification of the creation of a dynamic *response* to a *request*. The technology builds on the following concepts:

- *Template Data*

A substantial portion of most dynamic content is fixed or *template* content. Text or XML fragments are typical template data. JSP technology supports natural manipulation of template data.

- *Addition of Dynamic Data*

JSP technology provides a simple, yet powerful, way to add dynamic data to template data.

- *Encapsulation of Functionality*

JSP technology provides two related mechanisms for the encapsulation of functionality: JavaBeans™ component architecture, and tag libraries deliver-

ing custom actions, functions, listener classes, and validation.

- *Good Tool Support*

Good tool support leads to significantly improved productivity. Accordingly, JSP technology has features that enable the creation of good authoring tools.

Careful development of these concepts yields a flexible and powerful server-side technology.

Benefits of JavaServer Pages Technology

JSP technology offers the following benefits:

- *Write Once, Run Anywhere™ properties*

JSP technology is platform independent in its dynamic web pages, its web servers, and its underlying server components. JSP pages may be authored on any platform, run on any web server or web enabled application server, and accessed from any web browser. Server components can be built on any platform and run on any server.

- *High quality tool support*

Platform independence allows the JSP user to choose best-of-breed tools. Additionally, an explicit goal of the JavaServer Pages design is to enable the creation of high quality portable tools.

- *Separation of Roles*

JSP supports the separation of developer and author roles. *Developers* write components that interact with server-side objects. *Authors* put static data and dynamic content together to create presentations suited for their intended audience.

Each group may do their job without knowing the job of the other. Each role emphasizes different abilities and, although these abilities may be present in the same individual, they most commonly will not be. Separation allows a natural division of labor.

A subset of the developer community may be engaged in developing reusable components intended to be used by authors.

- *Reuse of components and tag libraries*

JavaServer Pages technology emphasizes the use of reusable components

such as JavaBeans components, Enterprise JavaBeans™ components, and tag libraries. These components can be used with interactive tools for component development and page composition, yielding considerable development time savings. In addition, they provide the cross-platform power and flexibility of the Java programming language or other scripting languages.

- *Separation of dynamic and static content*

JavaServer Pages technology enables the separation of static content in a template from dynamic content that is inserted into the static template. This greatly simplifies the creation of content. The separation is supported by beans specifically designed for the interaction with server-side objects, and by the tag extension mechanism.

- *Support for actions, expressions, and scripting*

JavaServer Pages technology supports scripting elements as well as actions. Actions encapsulate useful functionality in a convenient form that can be manipulated by tools. Expressions are used to access data. Scripts can be used to glue together this functionality in a per-page manner.

The JSP 2.0 specification added a simple expression language (EL) to Java-based scripts. Expressions in the EL directly express page author concepts like properties in beans and provide more controlled access to the Web Application data. Functions defined through the tag library mechanism can be accessed in the EL.

The JSP 2.0 specification also added a mechanism by which page authors can write actions using the JSP technology directly. This greatly increases the ease with which action abstractions can be created.

- *Web access layer for N-tier enterprise application architecture(s)*

JavaServer Pages technology is an integral part of Java EE. The Java EE platform brings Java technology to enterprise computing. One can now develop powerful middle-tier server applications that include a web site using JavaServer Pages technology as a front end to Enterprise JavaBeans components in a Java EE compliant environment.

Basic Concepts

This section introduces basic concepts that will be defined formally later in the specification.

What Is a JSP Page?

A JSP page is a text-based document that describes how to process a *request* to create a *response*. The description intermixes template data with dynamic actions and leverages the Java Platform. JSP technology supports a number of different paradigms for authoring dynamic content. The key features of JavaServer Pages are:

- Standard directives
- Standard actions
- Scripting elements
- Tag Extension mechanism
- Template content

Web Applications

The concept of a web application is inherited from the servlet specification. A web application can be composed of:

- Java Runtime Environment(s) running on the server (required)
- JSP page(s) that handle requests and generate dynamic content
- Servlet(s) that handle requests and generate dynamic content
- Server-side JavaBeans components that encapsulate behavior and state
- Static HTML, DHTML, XHTML, XML, and similar pages.
- Client-side Java Applets, JavaBeans components, and arbitrary Java class files
- Java Runtime Environment(s) running in client(s) (downloadable via the Plugin and Java™ Web Start technology)

The JavaServer Pages specification inherits from the servlet specification the concepts of web applications, `ServletContexts`, sessions, and requests and responses. See the Java Servlet 2.5 specification for more details.

Components and Containers

JSP pages and servlet classes are collectively referred to as *web components*. JSP pages are delivered to a *container* that provides the services indicated in the *JSP Component Contract*.

The separation of components from containers allows the reuse of components, with quality-of-service features provided by the container.

Translation and Execution Steps

JSP pages are textual components. They go through two phases: a *translation* phase, and a *request* phase. Translation is done once per page. The request phase is done once per request.

The JSP page is translated to create a servlet class, the JSP page implementation class, that is instantiated at request time. The instantiated JSP page object handles requests and creates responses.

JSP pages may be translated prior to their use, providing the web application, with a servlet class that can serve as the textual representation of the JSP page.

The translation may also be done by the JSP container at deployment time, or on-demand as the requests reach an untranslated JSP page.

Deployment Descriptor and Global Information

The JSP pages delivered in a web application may require some JSP configuration information. This information is delivered through JSP-specific elements in the `web.xml` deployment descriptor, rooted on the `<jsp-config>` element. Configuration information includes `<taglib>` elements in mapping of tag libraries and `<jsp-property-group>` elements used to provide properties of collections of JSP files. The properties that can be indicated this way include page encoding information, EL evaluation activation, automatic includes before and after pages, and whether scripting is enabled in a given page.

Role in the Java Platform, Enterprise Edition

With a few exceptions, integration of JSP pages within the Java EE 6.0 platform is inherited from the Servlet 2.5 specification since translation turns JSPs into servlets.

Users of JavaServer Pages

There are six classes of users that interact with JavaServer Pages technology. This section describes each class of user, enumerates the technologies each must be familiar with, and identifies which sections of this specification are most relevant to each user class. The intent is to ensure that JavaServer Pages remains a practical and easy-to-use technology for each class of user, even as the language continues to grow.

Page Authors

Page Authors are application component providers that use JavaServer Pages to develop the presentation component of a web application. It is expected that they will not make use of the scripting capabilities of JavaServer Pages, but rather limit their use to standard and custom actions. Therefore, it is assumed that they know the target language, such as HTML or XML, and basic XML concepts, but they need not know Java at all.

The following sections are most relevant to this class of user:

- Chapter JSP.1, “Core Syntax and Semantics”, except for Section JSP.1.12, “Scripting Elements” and Section JSP.1.14, “Tag Attribute Interpretation Semantics”, which both talk about scripting.
- Chapter JSP.2, “Expression Language”
- Chapter JSP.3, “JSP Configuration”
- Chapter JSP.4, “Internationalization Issues”
- Chapter JSP.5, “Standard Actions”
- Chapter JSP.6, “JSP Documents”, except for sections that discuss declarations, scriptlets, expressions, and request-time attributes.
- Section JSP.7.1.1, “Goals” and Section JSP.7.1.2, “Overview” of Chapter JSP.7, “Tag Extensions”.
- Chapter JSP.8, “Tag Files”.
- Appendices Appendix JSP.A, “Packaging JSP Pages”, Appendix JSP.E, “Changes”, and Appendix JSP.F, “Glossary”.

Advanced Page Authors

Like Page Authors, Advanced Page Authors are also application component providers that use JavaServer Pages to develop the presentation component of a web application. These authors have a better understanding of XML and also know Java. Though they are recommended to avoid it where possible, these authors do have scripting at their disposal and should be able to read and understand JSPs that make use of scripting.

The following sections are most relevant to this class of user:

- Chapters Chapter JSP.1, “Core Syntax and Semantics”, Chapter JSP.2, “Expression Language”, Chapter JSP.3, “JSP Configuration”, Chapter JSP.4, “Internationalization Issues” and Chapter JSP.5, “Standard Actions”.
- Chapter JSP.6, “JSP Documents”.
- Section JSP.9.1.1, “Valid JSP Page” and Section JSP.9.1.2, “Reserved Names” of Chapter JSP.9, “Scripting”.
- Section JSP.7.1.1, “Goals” and Section JSP.7.1.2, “Overview” of Chapter JSP.7, “Tag Extensions”.
- Chapter JSP.8, “Tag Files”
- Section JSP.11.4, “Precompilation” of Chapter JSP.11, “JSP Container”
- Chapter JSP.12, “Core API”
- Appendices Appendix JSP.A, “Packaging JSP Pages”, Appendix JSP.B, “JSP Elements of web.xml”, Appendix JSPE, “Changes”, and Appendix JSP.F, “Glossary”.

Tag Library Developers

Tag Library Developers are application component providers who write tag libraries that provide increased functionality to Page Authors and Advanced Page Authors. They have an advanced understanding of the target language, XML, and Java.

The following sections are most relevant to this class of user:

- Chapters Chapter JSP.1, “Core Syntax and Semantics”, Chapter JSP.2, “Expression Language”, Chapter JSP.3, “JSP Configuration”, Chapter JSP.4, “Internationalization Issues” and Chapter JSP.5, “Standard Actions”.
- Chapter JSP.6, “JSP Documents”.

JavaServer Pages 2.2 Specification

- Section JSP.9.1.1, “Valid JSP Page” and Section JSP.9.1.2, “Reserved Names” of Chapter JSP.9, “Scripting”.
- Chapter JSP.7, “Tag Extensions”
- Chapter JSP.8, “Tag Files”
- Section JSP.11.4, “Precompilation” of Chapter JSP.11, “JSP Container”
- Chapter JSP.12, “Core API” and Chapter JSP.2, “Tag Extension API”
- All Appendices.

Deployers

A deployer is an expert in a specific operational environment who is responsible for configuring a web application for, and deploying the web application to, that environment. The deployer does not need to understand the target language or Java, but must have an understanding of XML or use tools that provide the ability to read deployment descriptors.

The following sections are most relevant to this class of user:

- Section JSP.1.1, “What Is a JSP Page” and Section JSP.1.2, “Web Applications” of Chapter JSP.1, “Core Syntax and Semantics”
- Chapter JSP.3, “JSP Configuration”
- Chapter JSP.4, “Internationalization Issues”
- Chapter JSP.11, “JSP Container”
- All Appendices.

Container Developers and Tool Vendors

Container Developers develop containers that host JavaServer Pages. Tool Vendors write development tools to assist Page Authors, Advanced Page Authors, Tag Library Developers, and Deployers. Both Container Developers and Tool Vendors must know XML and Java, and must know all the requirements and technical details of JavaServer Pages. Therefore, this entire specification is relevant to both classes of user.

Part I

The next chapters form the core of the JSP specification. These chapters provide information for Page authors, Tag Library developers, deployers and Container and Tool vendors.

The chapters of this part are:

- Core Syntax and Semantics
- Expression Language
- Configuration Information
- Internationalization Issues
- Standard Actions
- JSP Documents
- Tag Extensions
- Tag Files
- Scripting
- XML Views

CHAPTER JSP.1

Core Syntax and Semantics

This chapter describes the core syntax and semantics for the JavaServer Pages 2.2 specification (JSP 2.2).

JSP.1.1 What Is a JSP Page

A JSP page is a textual document that describes how to create a response object from a request object for a given protocol. The processing of the JSP page may involve creating and/or using other objects.

A JSP page defines a JSP page implementation class that implements the semantics of the JSP page. This class implements the `javax.servlet.Servlet` interface (see Chapter JSP.11, “JSP Container” for details). At request time a request intended for the JSP page is delivered to the JSP page implementation object for processing.

HTTP is the default protocol for requests and responses. Additional request/response protocols may be supported by JSP containers. The default request and response objects are of type `HttpServletRequest` and `HttpServletResponse` respectively.

JSP.1.1.1 Web Containers and Web Components

A JSP container is a system-level entity that provides life-cycle management and runtime support for JSP pages and servlet components. Requests sent to a JSP page are delivered by the JSP container to the appropriate JSP page implementation object. The term web container is synonymous with JSP container.

A web component is either a servlet or a JSP page. The `servlet` element in a `web.xml` deployment descriptor is used to describe both types of web components. JSP page components are defined implicitly in the deployment descriptor through

the use of an implicit `.jsp` extension mapping, or explicitly through the use of a `jsp-group` element.

JSP.1.1.2 Generating HTML

A traditional application domain of the JSP technology is HTML content. The JSP specification supports well this use through a syntax that is friendly to HTML and XML although it is not HTML-specific; for instance, HTML comments are treated no differently than other HTML content. The JSP Standard Tag Library has specific support for HTML though some specific custom actions.

JSP.1.1.3 Generating XML

An increasingly important application domain for JSP technology is dynamic XML content using formats like XHTML, SVG and the Open Office format, and in applications like content publishing, data representation and Web Services. The basic JSP machinery (JSP syntax) can be used to generate XML content, but it is also possible to tag a JSP page as a JSP document and get additional benefits.

A JSP document is an XML document; this means that a JSP document is a well-formed, structured document and that this will be validated by the JSP container. Additionally, this structure will be available to the JSP validation machinery, the `TagLibraryValidators`. A JSP document is a namespace-aware XML document, with namespaces reflecting the structure of both content and custom actions and with some additional care, a JSP page can reflect quite accurately the structure of the resulting content. A JSP document can also use machinery like entity definitions.

The JSP 1.2 specification made a stronger distinction between JSP documents and non-XML JSP pages. For instance standard actions like `<jsp:expression>` were only available in JSP documents. The difference proved to be confusing and distracting and the distinction has been relaxed in JSP 2.0 to facilitate the transition from the JSP syntax to XML syntax.

JSP.1.1.4 Translation and Execution Phases

A JSP container manages two phases of a JSP page's lifecycle. In the *translation phase*, the container validates the syntactic correctness of the JSP pages and tag files and determines a JSP page implementation class that corresponds to the JSP page. In the *execution phase* the container manages one or more instances of this class in response to requests and other events.

During the translation phase the container locates or creates the JSP page implementation class that corresponds to a given JSP page. This process is determined by the semantics of the JSP page. The container interprets the standard directives and actions, and the custom actions referencing tag libraries used in the page. A tag library may optionally provide a validation method acting on the XML View of a JSP page, see below, to validate that a JSP page is correctly using the library.

A JSP container has flexibility in the details of the JSP page implementation class that can be used to address quality-of-service--most notably performance--issues.

During the execution phase the JSP container delivers events to the JSP page implementation object. The container is responsible for instantiating request and response objects and invoking the appropriate JSP page implementation object. Upon completion of processing, the response object is received by the container for communication to the client. The details of the contract between the JSP page implementation class and the JSP container are described in Chapter JSP.11, “JSP Container”.

The translation of a JSP source page into its implementation class can occur at any time between initial deployment of the JSP page into the JSP container and the receipt and processing of a client request for the target JSP page. Section JSP.1.1.9 describes how to perform the translation phase ahead of deployment.

JSP.1.1.5 Validating JSP pages

All JSP pages, regardless of whether they are written in the traditional JSP syntax or the XML syntax of JSP documents have an equivalent XML document, the XML view of a JSP page, that is presented to tag library validators in the translation phase for validation.

The structure of the custom actions in a JSP page is always exposed in the XML view. This means that a tag library validator can check that, for instance, some custom actions are only used within others.

The structure of the content used in a JSP page is exposed in greater or lesser detail depending on whether the XML syntax or the traditional JSP syntax is used. When using XML syntax a tag library validator can use that extra structure to, for example, check that some actions are only used with some content, or within some content, and, using knowledge of the semantics of the custom actions, make assertions on the generated dynamic content.

JSP.1.1.6 Events in JSP Pages

A JSP page may indicate how some events are to be handled.

As of JSP 1.2 only `init` and `destroy` events can be described in the JSP page. When the first request is delivered to a JSP page, a `jspInit()` method, if present, will be called to prepare the page. Similarly, a JSP container invokes a JSP's `jspDestroy()` method to reclaim the resources used by the JSP page at any time when a request is not being serviced. This is the same life-cycle as for servlets.

JSP.1.1.7 JSP Configuration Information

JSP pages may be extended with configuration information that is delivered in the JSP configuration portion of the `web.xml` deployment description of the web application. The JSP configuration information includes interpretation for the tag libraries used in the JSP files and different property information for groups of JSP files. The property information includes: page encoding information, whether the EL evaluation and the scripting machinery is enabled, and prelude and coda automatic inclusions. The JSP configuration information can also be used to indicate that some resources in the web application are JSP files even if they do not conform to the default `.jsp` extension, and to modify the default interpretation for `.jspx`.

JSP.1.1.8 Naming Conventions for JSP Files

A JSP page is packaged as one or more JSP files, often in a web application, and delivered to a tool like a JSP container, a Java EE container, or an IDE. A complete JSP page may be contained in a single file. In other cases, the top file will include other files that contain complete JSP pages, or included segments of pages.

It is common for tools to need to differentiate JSP files from other files. In some cases, the tools also need to differentiate between top JSP files and included segments. For example, a segment may not be a legal JSP page and may not compile properly. Determining the type of file is also very useful from a documentation and maintenance point of view, as people familiar with the `.c` and `.h` convention in the C language know.

By default the extension `.jsp` means a top-level JSP file. We recommend, but do not mandate, to differentiate between top-level JSP files (invoked directly by the client or dynamically included by another page or servlet) and statically included segments so that:

- The .jsp extension is used only for files corresponding to top level JSP files, forming a JSP page when processed.
- Statically included segments use any other extension. As included segments were called ‘JSP fragments’ in past versions of this specification, the extension .jspx was offered as a suggestion. This extension is still suggested for consistency reasons, despite that they are now called ‘jsp segments’.

JSP documents, that is, JSP pages that are delivered as XML documents, use the extension .jspx by default.

The jsp-property-group element of web.xml can be used to indicate that some group of files, perhaps not using either of the extensions above, are JSP pages, and can also be used to indicate which ones are delivered as XML documents.

JSP.1.1.9 Compiling JSP Pages

A JSP page may be compiled into its implementation class plus deployment information during development (a JSP page can also be compiled at deployment time). In this way JSP page authoring tools and JSP tag libraries may be used for authoring servlets. The benefits of this approach include:

- Removal of the start-up lag that occurs when a container must translate a JSP page upon receipt of the first request.
- Reduction of the footprint needed to run a JSP container, as the Java compiler is not needed.

Compilation of a JSP page in the context of a web application provides resolution of relative URL specifications in include directives and elsewhere, tag library references, and translation-time actions used in custom actions.

A JSP page can also be compiled at deployment time.

JSP.1.1.9.1 JSP Page Packaging

When a JSP page implementation class depends on support classes in addition to the JSP 2.2 and Servlet 2.5 classes, the support classes are included in the packaged WAR, as defined in the Servlet 2.5 specification, for portability across JSP containers.

Appendix , “Packaging JSP Pages contains two examples of JSP pages packaged in WARs:

1. A JSP page delivered in source form (the most common case).
2. A JSP page translated into an implementation class plus deployment information. The deployment information indicates support classes needed and the mapping between the original URL path to the JSP page and the URL for the JSP page implementation class for that page.

JSP.1.1.10 Debugging JSP Pages

In the past debugging tools provided by development environments have lacked a standard format for conveying source map information allowing the debugger of one vendor to be used with the JSP container of another. As of JSP 2.0, containers must support JSR-045 (“Debugging Support for Other Languages”). Details can be found in Section JSP.1.1.5, “Debugging Requirements”.

JSP.1.2 Web Applications

A web application is a collection of resources that are available at designated URLs. A web application is made up of some of the following:

- Java runtime environment(s) running in the server (required)
- JSP page(s) that handle requests and generate dynamic content
- Servlet(s) that handle requests and generate dynamic content
- Server-side JavaBeans components that encapsulate behavior and state
- Static HTML, DHTML, XHTML, XML and similar pages.
- Resource files used by Java classes.
- Client-side Java Applets, JavaBeans components, and Java class files
- Java runtime environment(s) (downloadable via the Plugin and Java Web Start) running in client(s)

Web applications are described in more detail in the Servlet 2.5 specification.

A web application contains a deployment descriptor `web.xml` that contains information about the JSP pages, servlets, and other resources used in the web application. The deployment descriptor is described in detail in the Servlet 2.5 specification.

JSP 2.2 requires that these resources be implicitly associated with and accessible through a unique `ServletContext` instance available as the implicit application object (see Section JSP.1.8).

The application to which a JSP page belongs is reflected in the application object, and has impact on the semantics of the following elements:

- The `include` directive (see Section JSP.1.10.3).
- The `taglib` directive (see Section JSP.1.10.2).
- The `jsp:include` action element (see Section JSP.5.4, “`<jsp:include>`”).
- The `jsp:forward` action (see Section JSP.5.5, “`<jsp:forward>`”).

JSP 2.2 supports portable packaging and deployment of web applications through the Servlet 2.5 specification. The JavaServer Pages specification inherits from the servlet specification the concepts of applications, `ServletContext`s, Sessions, Requests and Responses.

JSP.1.2.1 Relative URL Specifications

Elements may use relative URL specifications, called URI paths, in the Servlet 2.5 specification. These paths are as described in RFC 2396. We refer to the path part of that specification, not the scheme, nor authority parts. Some examples are:

- A context-relative path is a path that starts with a slash (/). It is to be interpreted as relative to the application to which the JSP page or tag file belongs. That is, its `ServletContext` object provides the base context URL.
- A page relative path is a path that does not start with a slash (/). It is to be interpreted as relative to the current JSP page, or the current JSP file or tag file, depending on where the path is being used. For an `include` directive (see Section JSP.1.10.3) where the path is used in a file attribute, the interpretation is relative to the JSP file or tag file. For a `jsp:include` action (see Section JSP.5.4, “`<jsp:include>`”) where the path is used in a page attribute, the interpretation is relative to the JSP page. In both cases the current page or file is denoted by some path starting with / that is then modified by the new specification to produce a path starting with /. The new path is interpreted through the `ServletContext` object. See Section JSP.1.10.5 for exact details on this interpretation.

The JSP specification uniformly interprets paths in the context of the web container where the JSP page is deployed. The specification goes through a mapping translation. The semantics outlined here apply to the translation-time phase, and to the request-time phase.

JSP.1.3 Syntactic Elements of a JSP Page

This section describes the basic syntax rules of JSP pages.

JSP.1.3.1 Elements and Template Data

A JSP page has elements and template data. An element is an instance of an element type known to the JSP container. Template data is everything else; that is, anything that the JSP translator does not know about.

The type of an element describes its syntax and its semantics. If the element has attributes, the type describes the attribute names, their valid types, and their interpretation. If the element defines objects, the semantics includes what objects it defines and their types.

JSP.1.3.2 Element Syntax

There are three types of elements: directive elements, scripting elements, and action elements.

Directives

Directives provide global information that is conceptually valid independent of any specific request received by the JSP page. They provide information for the translation phase.

Directive elements have a syntax of the form `<%@ directive...%>`.

Actions

Actions provide information for the request processing phase. The interpretation of an action may, and often will, depend on the details of the specific request received by the JSP page. An Actions can either be *standard* (that is, defined in this specification), or *custom* (that is, provided via the portable tag extension mechanism).

Action elements follow the syntax of an XML element. They have a start tag including the element name, and may have attributes, an optional body, and a

matching end tag, or may be an empty tag, possibly with attributes:

```
<mytag attr1="attribute value" ...>body</mytag>
```

And:

```
<mytag attr1="attribute value" .../>  
<mytag attr1="attribute value" ...></mytag>
```

An element has an *element type* describing its tag name, its valid attributes and its semantics. We refer to the type by its tag name.

JSP tags are case-sensitive, as in XML and XHTML.

An action may create objects and may make them available to the scripting elements through scripting-specific variables.

Scripting Elements

Scripting elements provide “glue” around template text and actions.

The Expression Language (EL) can be used to simplify accessing data from different sources. EL expressions can be used in JSP standard and custom actions and template data. EL expressions use the syntax `${expr}` and `#{expr}`; For example:

```
<mytag attr1="${bean.property}" .../>  
${map[entry]}  
<lib:myAction>${3+counter}</lib:myAction>
```

Chapter JSP.2, “Expression Language” provides more details on the EL.

There are three language-based types of scripting elements: *declarations*, *scriptlets*, and *expressions*. Declarations follow the syntax `<%! ... %>`. Scriptlets follow the syntax `<% ... %>`. Expressions follow the syntax `<%= ... %>`.

JSP.1.3.3 Start and End Tags

Elements that have distinct start and end tags (with enclosed body) must start and end in the same file. The start tag cannot be on one file while the end tag is in another.

The same rule applies to elements in the alternate syntax. For example, a scriptlet has the syntax `<% scriptlet %>`. Both the opening `<%` characters and the closing `%>` characters must be in the same physical file.

A scripting language may also impose constraints on the placement of start and end tags relative to specific scripting constructs. For example, Chapter JSP.9, “Scripting” shows that Java language blocks cannot separate a start and an end tag. See Section JSP.9.4, “Main Section” for details.

JSP.1.3.4 Empty Elements

Following the XML specification, an element described using an empty tag is indistinguishable from one using a start tag, an empty body, and an end tag

As examples, the following are all empty tags:

```
<x:foo></x:foo>
<x:foo />
<x:foo/>
<x:foo><%-- any comment --%></x:foo>
```

While the following are all non-empty tags:

```
<foo> </foo>
<foo><%= expression %></foo>
<foo><% scriptlet %></foo>
<foo><bar/></foo>
<foo><!-- a comment --></foo>
```

JSP.1.3.5 Attribute Values

Following the XML specification, attribute values always appear quoted. Either single or double quotes can be used to reduce the need for escaping quotes; the quotation conventions available are described in Section JSP.1.6. There are two types of attribute values, literals and request-time expressions (Section JSP.1.14.1), but the quotation rules are the same.

JSP.1.3.6 The `jsp:attribute`, `jsp:body` and `jsp:element` Elements

Until JSP 2.0, tag handlers could be passed input two ways: through attribute values and through the element body. Attribute values were always evaluated once (if they were specified as an expression) and the result was passed to the tag handler. The body could contain scripting elements and action elements and be evaluated zero or more times on demand by the tag handler.

As of JSP 2.0, page authors can provide input in new ways using the `<jsp:attribute>` standard action element. Based on the configuration of the action

being invoked, the body of the element either specifies a value that is evaluated once, or it specifies a “JSP fragment,” which represents the body in a form that makes it possible for a tag handler to evaluate it as many times as needed. The `<jsp:attribute>` action must only be used to specify an attribute value for standard or custom actions. A translation error must occur if it is used in any other context, for example to specify the value of template text that looks like an XML element.

It is illegal JSP syntax, which must result in a translation error, to use both an XML element attribute and a `<jsp:attribute>` standard action to pass the value of the same attribute. See Section JSP.5.10, “`<jsp:attribute>`” for more details on the `<jsp:attribute>` standard action.

The following example uses an XML element attribute to define the value of the `param1` attribute, and uses an attribute standard action to define the value of the `param2` attribute. In this example, the value of `param2` comes from the result of a custom action invocation.

```
<mytag:paramTag param1="value1">  
  <jsp:attribute name="param2">  
    <mymath:add x="2" y="2"/>  
  </jsp:attribute>  
</mytag:paramTag>
```

If a page author wishes to pass both an attribute standard action and a tag body, the `<jsp:body>` standard action must be used to specify the body. A translation error will result if the custom action invocation has `<jsp:attribute>` elements but does not define the body using a `<jsp:body>` element. See Section JSP.5.11, “`<jsp:body>`” for more details on the `<jsp:body>` standard action.

The following example shows two equivalent tag invocations to the hypothetical `<mytag:formatBody>` custom action. The first invocation uses an XML element attribute to pass the values of the `color` and `size` attributes. The second example uses an attribute standard action to pass the value of the `color` attribute. Both examples have tag body containing simply the words “Template Text”.

```
<mytag:tagWithBody color="blue" size="12">  
  Template Text  
</mytag:tagWithBody>
```

```

<mytag:tagWithBody size="12">
  <jsp:attribute name="color">blue</jsp:attribute>
  <jsp:body>
    Template Text
  </jsp:body>
</mytag:tagWithBody>

```

<jsp:attribute> can be used with the <jsp:element> standard action to generate dynamic content in a well structured way. The example below generates an HTML head of some type unknown at page authoring time:

```

<jsp:element name="H${headLevel}">
  <jsp:attribute name="size">${headSize}</jsp:attribute>
  <jsp:body>${headText}</jsp:body>
</jsp:element>

```

JSP.1.3.7 Valid Names for Actions and Attributes

The names for actions must follow the XML convention (i.e. must be an NMTOKEN as indicated in the XML 1.0 specification). The names for attributes must follow the conventions described in the JavaBeans specification.

Attribute names that start with jsp, _jsp, java, or sun are reserved in this specification.

JSP.1.3.8 White Space

In HTML and XML white space is usually not significant, but there are exceptions. For example, an XML file may start with the characters <?xml, and, when it does, it must do so with no leading whitespace characters.

This specification follows the whitespace behavior defined for XML. White space within the body text of a document is not significant, but is preserved. This default behavior can be modified for JSP pages in standard syntax as described in Section JSP.3.3.8, "Removing whitespaces from template text".

Next are two examples of JSP code with their associated output. Note that directives generate no data and apply globally to the JSP page.

Table JSP.1-1 *Example 1 - Input*

LineNo	Source Text
1	<?xml version="1.0" ?>
2	<%@ page buffer="8kb" %>
3	The rest of the document goes here

The result is

Table JSP.1-2 *Example 1 - Output*

LineNo	Output Text
1	<?xml version="1.0" ?>
2	
3	The rest of the document goes here

The next two tables show another example, with input and output.,

Table JSP.1-3 *Example 2 - Input*

LineNo	Source Text
1	<% response.setContentType("...");
2	whatever... %><?xml version="1.0" ?>
3	<%@ page buffer="8kb" %>
4	The rest of the document goes here

The result is

Table JSP.1-4 *Example 2 - Output*

LineNo	Output Text
1	<?xml version="1.0" ?>
2	
3	The rest of the document goes here

As of JSP 2.1, it is possible to have extraneous whitespaces removed from template text through element trim-directive-whitespaces of JSP Property Groups (See Section JSP.3.3.8, “Removing whitespaces from template text”), or the page and tag file directive attribute trimDirectiveWhitespaces (See Section JSP.1.10.1, “The page Directive”, Section JSP.8.5.1, “The tag Directive”).

JSP.1.3.9 **JSP Documents**

A JSP page is usually passed directly to a JSP container. A JSP Document is a JSP page that is also an XML document. When a JSP document is encountered by the JSP container, it is interpreted as an XML document first and after that as a JSP page. Among the consequences of this are:

- The document must be well-formed
- Validation, if indicated
- Entity resolution will apply, if indicated
- `<%` style syntax cannot be used

JSP documents are often a good match for the generation of dynamic XML content as they can preserve much of the structure of the generated document.

The default convention for JSP documents is `.jspx`. There are configuration elements that can be used to indicate that a specific file is a JSP document.

See Chapter JSP.6, “JSP Documents” for more details on JSP documents, and Chapter JSP.3, “JSP Configuration” for more details on configuration.

JSP.1.3.10 JSP Syntax Grammar

This section presents a simple EBNF grammar for the JSP syntax. The grammar is intended to provide a concise syntax overview and to resolve any syntax ambiguities present in this specification. Other sections may apply further restrictions to this syntax, for example to restrict what represents a valid attribute value for a page directive. In all other cases the grammar takes precedence in resolving syntax questions.

The notation for this grammar is identical to that described by Chapter 6 of the XML 1.0 specification, available at the following URL:

<http://www.w3c.org/TR/2000/REC-xml-20001006#sec-notation>

In addition, the following notes and rules apply:

- The root production for a JSP page is `JSPPage`.
- The prefix `XML::` is used to refer to an EBNF definition in the XML 1.0 specification. Refer to <http://www.w3.org/TR/REC-xml>.
- Where applicable, to resolve grammar ambiguities, the first matching production must always be followed. This is commonly known as the “greedy” algorithm.
- If the `<TRANSLATION_ERROR>` production is followed, the page is invalid, and the result will be a translation error.
- Many productions make use of XML-style attributes. These attributes can appear in any order, separated from each other by whitespace, but no attribute can be repeated more than once. To make these XML-style attribute specifica-

tions more concise and easier to read, the syntax `ATTR[attrset]` is used in the EBNF to define a set of XML attributes that are recognized in a particular production.

Within the square brackets (*attrset*) is listed a comma-separated list of case-sensitive attribute names that are valid. Each attribute name represents a single XML attribute. If the attribute name is prefixed with an `=`, the production `Attribute` (defined below) must be matched (either a `rexprvalue` or a static value is accepted). If not, the production `NonRTAttribute` must be matched (only static values are accepted). If the attribute name is prefixed with a `!`, the attribute is required and must appear in order for this production to be matched. If an attribute that matches the `Attribute` production with a name not listed appears adjacent to any of the other attributes, the production is not matched.

For example, consider a production that contains `ATTR[!name, =value, =!repeat]`. This production is matched if and only if all of the following hold true:

- The name attribute appears exactly once and matches the `NonRTAttribute` production.
- The value attribute appears at most once. If it appears, the `Attribute` production must be matched.
- The repeat attribute appears exactly once and matches the `Attribute` production.
- There must be no other attributes aside from name, value, or repeat.

For example, the following sample strings match the above:

- `name="somename" value="somevalue" repeat="2"`
- `repeat="{ x + y }" name="othername"`

JSP.1.3.10.1 EBNF Grammar for JSP Syntax

```

JSPPage      ::= Body

JSPTagDef    ::= Body

Body         ::= AllBody | ScriptlessBody
               [ vc: ScriptingEnabled ]
               [ vc: ScriptlessBody ]

```

```

AllBody ::= (
    | ( '<%--' JSPCommentBody )
    | ( '<%@' DirectiveBody )
    | ( '<jsp:directive.' XMLDirectiveBody )
    | ( '<%!' DeclarationBody )
    | ( '<jsp:declaration' XMLDeclarationBody )
    | ( '<%= ' ExpressionBody )
    | ( '<jsp:expression' XMLExpressionBody )
    | ( '<% ' ScriptletBody )
    | ( '<jsp:scriptlet' XMLScriptletBody )
    | ( '${' EExpressionBody )
    | ( '#{ ' EExpressionBody )
    | ( '<jsp:text' XMLTemplateText )
    | ( '<jsp:' StandardAction )
    | ( '<' ExtraClosingTag )
    | ( '<' CustomAction
        CustomActionBody )
    | TemplateText
)*

ScriptlessBody ::= (
    | ( '<%--' JSPCommentBody )
    | ( '<%@' DirectiveBody )
    | ( '<jsp:directive.' XMLDirectiveBody )
    | ( '<%!' <TRANSLATION_ERROR> )
    | ( '<jsp:declaration'
        <TRANSLATION_ERROR> )
    | ( '<%= ' <TRANSLATION_ERROR> )
    | ( '<jsp:expression'
        <TRANSLATION_ERROR> )
    | ( '<% ' <TRANSLATION_ERROR> )
    | ( '<jsp:scriptlet'
        <TRANSLATION_ERROR> )
    | ( '${' EExpressionBody )
    | ( '#{ ' EExpressionBody )
    | ( '<jsp:text' XMLTemplateText )
    | ( '<jsp:' StandardAction )
    | ( '<' ExtraClosingTag )
    | ( '<' CustomAction
        CustomActionBody )
    | TemplateText
)*
[ vc: ELEnabled ]

```



```

TemplateTextBody ::= (
    ( '<%--'           JSPCommentBody )
  | ( '<%@'           DirectiveBody   )
  | ( '<jsp:directive.' XMLDirectiveBody )
  | ( '<%!'           <TRANSLATION_ERROR> )
  | ( '<jsp:declaration'
        <TRANSLATION_ERROR> )
  | ( '<%= '          <TRANSLATION_ERROR> )
  | ( '<jsp:expression'
        <TRANSLATION_ERROR> )
  | ( '<% '          <TRANSLATION_ERROR> )
  | ( '<jsp:scriptlet'
        <TRANSLATION_ERROR> )
  | ( '${'           <TRANSLATION_ERROR> )
  | ( '#{ '         <TRANSLATION_ERROR> )
  | ( '<jsp:text'    <TRANSLATION_ERROR> )
  | ( '<jsp:'        <TRANSLATION_ERROR> )
  | ( '<'           CustomAction
        <TRANSLATION_ERROR> )
  | TemplateText
)*
[ vc: ELEnabled ]

JSPCommentBody ::= ( Char* - ( Char* '--%>' ) ) '--%>'
                | <TRANSLATION_ERROR>

DirectiveBody   ::= JSPDirectiveBody | TagDefDirectiveBody
                  [ vc: TagFileSpecificDirectives ]

XMLDirectiveBody ::= XMLJSPDirectiveBody | XMLTagDefDirectiveBody
                  [ vc: TagFileSpecificXMLDirectives ]

JSPDirectiveBody ::= S?
                  (
                    ( 'page' S PageDirectiveAttrList )
                    | ( 'taglib' S TagLibDirectiveAttrList )
                    | ( 'include' S IncludeDirectiveAttrList )
                  )
                  S? '%>'
                | <TRANSLATION_ERROR>

```

```

XMLJSPDirectiveBody ::= S?
    (
        ( 'page' S PageDirectiveAttrList S?
          ( '/>' | ( '>' S? ETag ) )
        )
        |
        ( 'include' S IncludeDirectiveAttrList S?
          ( '/>' | ( '>' S? ETag ) )
        )
    )
    | <TRANSLATION_ERROR>

TagDefDirectiveBody ::= S?
    (
        ( 'tag' S TagDirectiveAttrList )
        |
        ( 'taglib' S TagLibDirectiveAttrList )
        |
        ( 'include' S IncludeDirectiveAttrList )
        |
        ( 'attribute' S AttributeDirectiveAttrList )
        |
        ( 'variable' S VariableDirectiveAttrList )
    )
    S? '%>'
    | <TRANSLATION_ERROR>

XMLTagDefDirectiveBody ::= (
    (
        ( 'tag' S TagDirectiveAttrList S?
          ( '/>' | ( '>' S? ETag ) )
        )
        |
        ( 'include' S IncludeDirectiveAttrList S?
          ( '/>' | ( '>' S? ETag ) )
        )
        |
        ( 'attribute' S AttributeDirectiveAttrList S?
          ( '/>' | ( '>' S? ETag ) )
        )
        |
        ( 'variable' S VariableDirectiveAttrList S?
          ( '/>' | ( '>' S? ETag ) )
        )
    )
    | <TRANSLATION_ERROR>

PageDirectiveAttrList ::= ATTR[ language, extends, import, session,
    buffer, autoFlush, isThreadSafe,
    info, errorPage, isErrorPage,
    contentType, pageEncoding,
    isELIgnored ]
    [ vc: PageDirectiveUniqueAttr ]

```

```

TagLibDirectiveAttrList ::=  ATTR[ !uri, !prefix ]
                          |  ATTR[ !tagdir, !prefix ]
                          [ vc: TagLibDirectiveUniquePrefix ]

IncludeDirectiveAttrList ::=ATTR[ !file ]

TagDirectiveAttrList ::=  ATTR[ display-name, body-content,
                              dynamic-attributes, small-icon, large-icon,
                              description, example, language,
                              import, pageEncoding, isELIgnored ]
                          [ vc: TagDirectiveUniqueAttr ]

AttributeDirectiveAttrList ::=ATTR[ !name, required, fragment, rtxprvalue,
                                   type, description ]
                              [ vc: UniqueAttributeName ]

VariableDirectiveAttrList ::=  ATTR[ !name-given, variable-class,
                                   scope, declare, description ]
                              |  ATTR[ !name-from-attribute, !alias,
                                   variable-class,
                                   scope, declare, description ]
                              [ vc: UniqueVariableName ]

DeclarationBody ::= ( Char* - ( Char* '%>' ) ) '%>'
                   | <TRANSLATION_ERROR>

XMLDeclarationBody ::= ( S? '/>' )
                      | ( S? '>'
                          ( ( Char* - ( Char* '<' ) ) CDsect? ) *
                          ETag
                          )
                      | <TRANSLATION_ERROR>

ExpressionBody ::= ( Char* - ( Char* '%>' ) ) '%>'
                  | <TRANSLATION_ERROR>
                  [ vc: ExpressionBodyContent ]

XMLExpressionBody ::= ( S? '/>' )
                      | ( S? '>'
                          ( ( Char* - ( Char* '<' ) ) CDsect? ) *
                          ETag
                          )
                      | <TRANSLATION_ERROR>
                      [ vc: ExpressionBodyContent ]

```

```

EExpressionBody ::= EExpression '}'
                  | <TRANSLATION_ERROR>

EExpression     ::= [See EL spec document, production Expression]

ScriptletBody   ::= ( Char* - ( Char* '%>' ) ) '%>'
                  | <TRANSLATION_ERROR>

XMLScriptletBody ::= ( S? '/>' )
                  | ( S? '>'
                      ( ( Char* - ( Char* '<' ) ) CDsect? ) *
                      ETag
                    )
                  | <TRANSLATION_ERROR>

StandardAction  ::= ( 'useBean' StdActionContent )
                  | ( 'setProperty' StdActionContent )
                  | ( 'getProperty' StdActionContent )
                  | ( 'include' StdActionContent )
                  | ( 'forward' StdActionContent )
                  | ( 'plugin' StdActionContent )
                  | ( 'invoke' StdActionContent )
                  | ( 'doBody' StdActionContent )
                  | ( 'element' StdActionContent )
                  | ( 'output' StdActionContent )
                  | <TRANSLATION_ERROR>
                  [ vc: TagFileSpecificActions ]

StdActionContent ::= Attributes StdActionBody
                  [ vc: StdActionAttributesValid ]

StdActionBody   ::= EmptyBody
                  | OptionalBody
                  | ParamBody
                  | PluginBody
                  [ vc: StdActionBodyMatch ]

EmptyBody       ::= '/>'
                  | ( '>' ETag )
                  | ( '>' S? '<jsp:attribute' NamedAttributes ETag )

TagDependentActionBody ::= JspAttributeAndBody
                        | ( '>' TagDependentBody ETag )

TagDependentBody ::= Char* - ( Char* ETag )

```

```

JspAttributeAndBody ::= ( '>' S? ( '<jsp:attribute' NamedAttributes )?
                        '<jsp:body'
                        ( JspBodyBody | <TRANSLATION_ERROR> )
                        S? ETag
                        )

ActionBody           ::= JspAttributeAndBody
                        | ( '>' Body ETag )

ScriptlessActionBody ::= JspAttributeAndBody
                        | ( '>' ScriptlessBody ETag )

OptionalBody        ::= EmptyBody | ActionBody

ScriptlessOptionalBody ::= EmptyBody | ScriptlessActionBody

TagDependentOptionalBody ::= EmptyBody | TagDependentActionBody

ParamBody           ::= EmptyBody
                        | ( '>' S? ( '<jsp:attribute' NamedAttributes )?
                          '<jsp:body'
                          ( JspBodyParam | <TRANSLATION_ERROR> )
                          S? ETag
                          )
                        | ( S? '>' Param* ETag )

PluginBody          ::= EmptyBody
                        | ( '>' S? ( '<jsp:attribute' NamedAttributes )?
                          '<jsp:body'
                          ( JspBodyPluginTags
                            | <TRANSLATION_ERROR>
                          )
                          S? ETag
                          )
                        | ( '>' S? PluginTags ETag )

NamedAttributes     ::= AttributeBody S? ( '<jsp:attribute' AttributeBody S? ) *

AttributeBody       ::= ATTR[ !name, trim ] S?
                        (
                          '>'
                          | '></jsp:attribute>'
                          | '>' AttributeBodyBody '</jsp:attribute>'
                          | <TRANSLATION_ERROR>
                        )

```

```

AttributeBodyBody ::= AllBody
                   | ScriptlessBody
                   | TemplateTextBody
                   [ vc: AttributeBodyMatch ]

JspBodyBody ::= ( S? JspBodyEmptyBody )
               | ( S? '>' ( JspBodyBodyContent - " ) '</jsp:body>' )

JspBodyBodyContent ::= ScriptlessBody | Body | TagDependentBody
                    [ vc: JspBodyBodyContent ]

JspBodyEmptyBody ::= '/'>'
                  | '></jsp:body>'
                  | <TRANSLATION_ERROR>

JspBodyParam ::= S? '>' S? Param* '</jsp:body>'

JspBodyPluginTags ::= S? '>' S? PluginTags '</jsp:body>'

PluginTags ::= ( '<jsp:params' Params S? )?
              ( '<jsp:fallback' Fallback S? )?

Params ::= '>' S?
         ( ( '<jsp:body>'
           ( ( S? Param+ S? '</jsp:body>' )
             | <TRANSLATION_ERROR>
           )
         )
         | Param+
       )
       '</jsp:params>'

```

```

Fallback      ::=  '>'
                |  ( '>' S? '<jsp:body>'
                    ( ( S?
                        ( Char* - ( Char* '</jsp:body>' ) )
                        '</jsp:body>' S?
                      )
                    |  <TRANSLATION_ERROR>
                  )
                '</jsp:fallback>'
                )
                |  ( '>'
                    ( Char* - ( Char* '</jsp:fallback>' ) )
                    '</jsp:fallback>'
                )
                )

Param         ::=  '<jsp:param>' StdActionContent

Attributes   ::=  ( S Attribute )* S?
                 [ vc: UniqueAttSpec ]

CustomAction ::=  TagPrefix ':' CustomActionName
                 [vc: CustomActionMatchesAndValid]

TagPrefix    ::=  Name

CustomActionName ::=  Name

CustomActionBody ::=  ( Attributes CustomActionEnd )
                    |  <TRANSLATION_ERROR>

CustomActionEnd ::=  CustomActionTagDependent
                    |  CustomActionJSPContent
                    |  CustomActionScriptlessContent

CustomActionTagDependent ::=  TagDependentOptionalBody
                             [vc: CustomActionTagDependentMatch]

CustomActionJSPContent ::=  OptionalBody
                            [ vc: CustomActionJSPContentMatch ]

CustomActionScriptlessContent ::=  ScriptlessOptionalBody
                                   [ vc: CustomActionScriptlessContentMatch ]

```

```

TemplateText ::= ( '<' | '${' | '#{ ' )
              | ( TemplateChar* -
                  ( TemplateChar* ( '<' | '${' | '#{ ' ) ) )

TemplateChar ::= '\$'
              | '\#'
              | '\%'
              | Char
              [ vc : QuotedDollarMatched ]

XMLTemplateText ::= ( S? '/>' )
                  | ( S? '>'
                      ( ( Char* - ( Char* ( '<' | '${' | '#{ ' ) ) )
                        ( ( '${' EExpressionBody )?
                          | ( '#{ ' EExpressionBody )?
                        )
                        CDsect?
                      ) * ETag
                    )
                  | <TRANSLATION_ERROR>
                  [ vc: EEnabled ]

ExtraClosingTag ::= ETag
                 [ vc: ExtraClosingTagMatch ]

ETag ::= '</' TagPrefix ':' Name S? '>'
      [ vc: ETagMatch ]

Attribute ::= Name Eq
           ( ( "" '<%= ' RTAttributeValueDouble )
             | ( "" '<%= ' RTAttributeValueSingle )
             | ( "" AttributeValueDouble )
             | ( "" AttributeValueSingle )
           )

NonRTAttribute ::= Name Eq
               ( ( "" AttributeValueDouble )
                 | ( "" AttributeValueSingle )
               )

AnyAttributeValue ::= AttributeValue | RTAttributeValue

AttributeValue ::= AttributeValueDouble | AttributeValueSingle

RTAttributeValue ::= RTAttributeValueDouble | RTAttributeValueSingle

```



```
AttributeValueDouble ::= ( QuotedChar - "'" )*
                        ( "" | <TRANSLATION_ERROR> )
```

```
AttributeValueSingle ::= ( QuotedChar - "\"" )*
                        ( "" | <TRANSLATION_ERROR> )
```

```
RTAttributeValueDouble ::= ( ( QuotedChar - "'" )* -
                             ( ( QuotedChar - "'" )* '%>' )
                           )
                          ( '%>' | <TRANSLATION_ERROR> )
                          [ vc: RTAttributeScriptingEnabled ]
                          [ vc: ExpressionBodyContent ]
```

```
RTAttributeValueSingle ::= ( ( QuotedChar - "\"" )* -
                             ( ( QuotedChar - "\"" )* '%>' )
                           )
                          ( "%>" | <TRANSLATION_ERROR> )
                          [ vc: RTAttributeScriptingEnabled ]
                          [ vc: ExpressionBodyContent ]
```

```
Name ::= XML::Name
```

```
Char ::= XML::Char
```

```
QuotedChar ::= '&apos;'  
             | '&quot;'  
             | '\\'  
             | \"'  
             | \"\"  
             | '$'  
             | '#'  
             | ( '${' EExpressionBody )  
             | ( '#{ ' EExpressionBody )  
             | Char  
             [ vc: QuotedDollarMatched ]
```

```
S ::= XML::S
```

```
Eq ::= XML::Eq
```

```
CDSect ::= XML::CDSect
```

JSP.1.3.10.2 Validity Constraints

The following validity constraints are referenced in the above grammar using the syntax [vc: ValidityConstraint], and must be followed:

- **ScriptingEnabled** - The **ScriptlessBody** production must be followed if scripting is disabled for this translation unit. See the scripting-invalid JSP Configuration element (Section JSP.3.3.3, “Disabling Scripting Elements”).
- **ScriptlessBody** - The **AllBody** production cannot be followed if one of our parent nodes in the parse tree is a **ScriptlessBody** production. That is, once we have followed the **ScriptlessBody** production, until that production is complete we cannot choose the **AllBody** production.
- **ELEnabled** - The token `#{` or `#{` is not followed if expressions are disabled for this translation unit. See the `isELIgnored` page and tag directive (Section JSP.1.10.1 and Section JSP.8.5.1, “The tag Directive” respectively) and the `el-ignored` JSP Configuration element (Section JSP.3.3.2, “Deactivating EL Evaluation”).
- **TagFileSpecificDirectives** - The **JSPDirectiveBody** production must be followed if the root production is **JSPPage** (i.e. this is a JSP page). The **TagDefDirectiveBody** production must be followed if the root production is **JSPTagDef** (i.e. this is a tag file).
- **TagFileSpecificXMLDirectives** - The **XMLJSPDirectiveBody** production must be followed if the root production is **JSPPage** (i.e. this is a JSP page). The **XMLTagDefDirectiveBody** production must be followed if the root production is **JSPTagDef** (i.e. this is a tag file).
- **PageDirectiveUniqueAttr** - A translation error will result if there is more than one occurrence of any attribute defined by this directive in a given translation unit, and if the value of the attribute is different than the previous occurrence. No translation error results if the value is identical to the previous occurrence. In addition, the `import` and `pageEncoding` attributes are excluded from this constraint (see Section JSP.1.10.1).
- **TagLibDirectiveUniquePrefix** - A translation error will result if the prefix `AttributeValue` has already previously been encountered as a potential `TagPrefix` in this translation unit.
- **TagDirectiveUniqueAttr** - A translation error will result if the prefix of this tag directive is already defined in the current scope, and if that prefix is bound to a namespace other than that specified by the `uri` or `tagdir` attribute.

- **UniqueAttributeName** - A translation error will result if there are two or more attribute directives with the same value for the name attribute in the same translation unit. A translation error will result if there is a variable directive with a name-given attribute equal to the value of the name attribute of an attribute directive in the same translation unit.
- **UniqueVariableName** - A translation error must occur if more than one variable directive appears in the same translation unit with the same value for the name-given attribute or the same value for the name-from-attribute attribute. A translation error must occur if there is a variable directive with a name-given attribute equal to the value of the name attribute of an attribute directive in the same translation unit. A translation error must occur if there is a variable directive with a name-from-attribute attribute whose value is not equal to the name attribute of an attribute directive in the same translation unit that is also of type `java.lang.String`, that is required and that is not an `rtextprvalue`. A translation error must occur if the value of the alias attribute is equal to the value of a name-given attribute of a variable directive, or the value of the name attribute of an attribute directive in the same translation unit.
- **TagFileSpecificActions** - The `invoke` and `doBody` standard actions are only matched if the `JSPTagDef` production was followed (i.e. if this is a tag file instead of a JSP page).
- **RTAttributeScriptingEnabled** - If the `RTAttributeValueDouble` or `RTAttributeValueSingle` productions are visited during parsing and scripting is disabled for this page, a translation error must be produced. See the scripting-invalid JSP Configuration element (Section JSP.3.3.3, “Disabling Scripting Elements”).
- **ExpressionBodyContent** - A translation error will result if the body content minus the closing delimiter (`%>`, or `</jsp:expression>`, depending on how the expression started) does not represent a well-formed expression in the scripting language selected for the JSP page.
- **StdActionAttributesValid** - An attribute is considered “provided” for this standard action if either the `Attribute` production or the `AttributeBody` production is followed in the context of the enclosing `StandardAction` production. A translation error will result if any of the following conditions is true:
 - The set of attributes “provided” for this standard action does not match one of the valid attribute combinations specified in Table JSP.1-5.
 - The same attribute is “provided” more than once, as determined by the attribute name.

- An attribute is “provided” using the `AttributeBody` production that does not accept a request-time expression value, as indicated by the `=` prefix in Table JSP.1-5.
- `StdActionBodyMatch` - The `StdActionBody` production will only be matched if the production listed for this standard action in the “Body Production” column in Table JSP.1-5 is followed.
- `AttributeBodyMatch` - The type of element being specified determines which production is followed (see Section JSP.5.10, “<jsp:attribute>” for details):
 - If a custom action that specifies an attribute of type `JspFragment`, `ScriptlessBody` must be followed.
 - If a standard or custom action that accepts a request-time expression value, `AllJspBody` must be followed.
 - If a standard or custom action that does not accept a request-time expression value, `TemplateTextBody` must be followed.
- `JspBodyBodyContent` - The `ScriptlessBody` production must be followed if the body content for this tag is scriptless. The `Body` production must be followed if the body content for this tag is JSP. The `TagDependentBody` production must be followed if the body content for this tag is tagdependent.
- `UniqueAttSpec` - A translation error will result if the same attribute name appears more than once.
- `CustomActionMatchesAndValid` - Following the rules in Section JSP.7.3, “The Tag Library Descriptor” for determining the relevant set of tags and tag libraries, assume the following:
 - Let `U` be the URI indicated by the `uri` `AttributeValue` of the previously encountered `TagLibDirectiveAttrList` with prefix matching the `TagPrefix` for this potential custom action, or `nil` if no such `TagLibDirectiveAttrList` was encountered in this translation unit.
 - If `U` is not `nil`, let `L` be the `<taglib>` element in the relevant TLD entry such that `L.uri` is equal to `U`.
 Then:
 - If, after being parsed, the `CustomAction` production is matched (not yet taking into account the following rules), `TagPrefix` is considered a potential `TagPrefix` in this translation unit for the purposes of the `TagLibDirectiveUniquePrefix` validity constraint.
 - The `CustomAction` production will not be matched if `U` is `nil` or if the `TagPrefix` does not match the prefix `AttributeValue` of a `TagLibDirectiveAttrList` previ-

ously encountered in this translation unit.

- Otherwise, if the CustomAction production is matched, a translation error will result if there does not exist a <tag> element T in a relevant TLD such that L.T.name is equal to CustomActionName.
- CustomActionTagDependentMatch - Assume the definition of L from the CustomActionMatchesAndValid validity constraint above. The CustomActionTagDependent production is not matched if there does not exist a <tag> element T in a relevant TLD such that L.T.body-content contains the value tagdependent.
- CustomActionJSPContentMatch - Assume the definition of L from the CustomActionMatchesAndValid validity constraint above. The CustomActionJSPContent production is not matched if there exists a <tag> element T in a relevant TLD such that L.T.body-content does not contain the value JSP.
- CustomActionScriptlessContentMatch - Assume the definition of L from the CustomActionMatchesAndValid validity constraint above. The CustomActionScriptlessContent production is not matched if there does not exist a <tag> element T in a relevant TLD such that L.T.body-content contains the value scriptless.
- QuotedDollarMatch - The ‘\\$\$’ or ‘\##’ token is only matched if EL is enabled for this translation unit. See Section JSP.3.3.2, “Deactivating EL Evaluation”.
- ETagMatch - Assume the definition of U from the CustomActionMatchesAndValid validity constraint. If TagPrefix is not ‘jsp’ and U is nil, the ETag production is not matched. Otherwise, the ETag production is matched and a translation error will result if the prefix and name of this closing tag does not match the prefix and name of the starting tag at the corresponding nesting level, or if there is no corresponding nesting level (i.e. too many closing tags). This is similar to the way XML is defined, except that template text that looks like a closing element with an unrecognized prefix is allowed in the body of a custom or standard action. In the following example, assuming ‘my’ is a valid prefix and ‘indent’ is a valid tag, the tag is considered template text, and no translation error is produced:

```
<my:indent level="2">  
  </ul>  
</my:indent>
```

The following example, however, would produce a translation error, assuming ‘my’ is a valid prefix and ‘indent’ is a valid tag, and regardless of whether ‘othertag’ is a valid tag or not.

```
<my:indent level="2">
  </my:othertag>
</my:indent>
```

- **ExtraClosingTagMatch** - The `ExtraClosingTag` production is not matched if encountered within two or more nested `Body` productions (e.g. if encountered inside the body of a standard or custom action).

JSP.1.3.10.3 Standard Action Attributes

Table JSP.1-5 specifies, for each standard action element, the bodies and the attribute combinations that are valid. The value in the “Body Production” column specifies a production name that must be matched for the body of the standard action to be considered valid. The value in the “Valid Attribute Combinations” column uses the same syntax as the `attrset` notation described at the start of Section JSP.1.3.10, and indicates which attributes can be provided. Note that for some valid attribute combinations, there are differing body productions. The first attribute combination to be matched selects the valid body production for this standard action invocation.

Table JSP.1-5 *Valid body content and attributes for Standard Actions*

Element	Body Production	Valid Attribute Combinations
jsp:useBean	OptionalBody	(!id, scope, !class)
	OptionalBody	(!id, scope, !type)
	OptionalBody	(!id, scope, !class, !type)
	OptionalBody	(!id, scope, !=beanName, !type)
jsp:setProperty	EmptyBody	(!name, !property, param)
	EmptyBody	(!name, !property, !=value)
jsp:getProperty	EmptyBody	(!name, !property)
jsp:include	ParamBody	(!=page, flush)
jsp:forward	ParamBody	(!=page)

Table JSP.1-5 *Valid body content and attributes for Standard Actions*

jsp:plugin	PluginBody	(!type, !code, !codebase, align, archive, =height, hspace, jreversion, name, vspace, title, =width, nspluginurl, iepluginurl, mayscript)
jsp:invoke	EmptyBody EmptyBody EmptyBody	(!fragment, !var, scope) (!fragment, !varReader, scope) (!fragment)
jsp:doBody	EmptyBody EmptyBody EmptyBody	(!var, scope) (!varReader, scope) ()
jsp:element	OptionalBody	(=!name)
jsp:output	EmptyBody EmptyBody	(omit-xml-declaration) (omit-xml-declaration, !doctype-root-element, !doctype-system, doctype-public)
jsp:param	EmptyBody	(!name, =!value)

JSP.1.4 Error Handling

Errors may occur at translation time or at request time. This section describes how errors are treated by a compliant implementation.

JSP.1.4.1 Translation Time Processing Errors

The translation of a JSP page source into a corresponding JSP page implementation class by a JSP container can occur at any time between initial deployment of the JSP page into the JSP container and the receipt and processing of a client request for the target JSP page. If translation occurs prior to the receipt of a client request for the target JSP page, error processing and notification is implementation dependent and not covered by this specification. In all cases, fatal translation failures shall result in the failure of subsequent client requests for the translation target with the appropriate error specification: For HTTP protocols the error status code 500 (Server Error) is returned.

JSP.1.4.2 Request Time Processing Errors

During the processing of client requests, errors can occur in either the body of the JSP page implementation class, or in some other code (Java or other implementation programming language) called from the body of the JSP page implementation class. Runtime errors occurring are realized in the page implementation, using the Java programming language exception mechanism to signal their occurrence to caller(s) of the offending behavior¹.

These exceptions may be caught and handled (as appropriate) in the body of the JSP page implementation class.

Any uncaught exceptions thrown in the body of the JSP page implementation class result in the forwarding of the client request and uncaught exception to the `errorPage` URL specified by the JSP page (or the implementation default behavior, if none is specified).

Information about the error is passed as `javax.servlet.HttpServletRequest` attributes to the error handler, with the same attributes as specified by the Servlet specification. Names starting with the prefixes `java` and `javax` are reserved by the different specifications of the Java platform. The `javax.servlet` prefix is reserved and used by the servlet and JSP specifications.

JSP.1.4.3 Using JSPs as Error Pages

A JSP is considered an Error Page if it sets the page directive's `isErrorPage` attribute to true. If a page has `isErrorPage` set to true, then the "exception" implicit scripting language variable (see Table JSP.1-7) of that page is initialized. The variable is set to the value of the `javax.servlet.error.exception` request attribute value if present, otherwise to the value of the `javax.servlet.jsp.jspException` request attribute value (for backwards compatibility for JSP pages pre-compiled with a JSP 1.2 compiler).

In addition, an `ErrorData` instance must be initialized based on the error handler `HttpServletRequest` attributes defined by the Servlet specification, and made available through the `PageContext` to the page. This has the effect of providing easy access to the error information via the Expression Language. For example, an

¹ Note that this is independent of scripting language. This specification requires that unhandled errors occurring in a scripting language environment used in a JSP container implementation to be signalled to the JSP page implementation class via the Java programming language exception mechanism.

Error Page can access the status code using the syntax `${pageContext.errorData.statusCode}`. See Chapter JSP.12, “Core API” for details.

By default, a JSP error page sets the status code of the response to the value of `${pageContext.errorData.statusCode}` (which is equal to 500 by default), but may set it to a different value (including 200) as it sees fit.

A JSP container must detect if a JSP error page is self-referencing and throw a translation error.

JSP.1.5 Comments

There are different types of comments available in JSP pages in standard syntax and JSP documents (in XML syntax).

JSP.1.5.1 Comments in JSP Pages in Standard Syntax

There are two types of comments in a JSP page: comments to the JSP page itself, documenting what the page is doing; and comments that are intended to appear in the generated document sent to the client.

JSP.1.5.1.1 Generating Comments in Output to Client

In order to generate comments that appear in the response output stream to the requesting client, the HTML and XML comment syntax is used, as follows:

```
<!-- comments ... -->
```

These comments are treated as uninterpreted template text by the JSP container. Dynamic content that appears within HTML/XML comments, such as actions, scriptlets and expressions, is still processed by the container. If the generated comment is to have dynamic data, this can be obtained through an expression syntax, as in:

```
<!-- comments <%= expression %> more comments ... -->
```

JSP.1.5.1.2 JSP Comments

A JSP comment is of the form

```
<%-- anything but a closing --%> ... --%>
```

The body of the content is ignored completely. Comments are useful for documentation but also are used to “comment out” some portions of a JSP page. Note that JSP comments do not nest.

An alternative way to place a comment in JSP is to use the comment mechanism of the scripting language. For example:

```
<% /** this is a comment ... */ %>
```

JSP.1.5.2 Comments in JSP Documents

Comments in JSP documents use the XML syntax, as follows:

```
<!-- comments ... ->
```

The body of the content is ignored completely. Comments in JSP documents may be used for documentation purposes and for “commenting out” portions of a JSP page.

Comments in JSP documents do not nest.

JSP.1.6 Quoting and Escape Conventions

The following quoting conventions apply to JSP pages.

Note – The current quoting rules do not allow for quoting special characters such as \n - the only current way to do this in a JSP is with a Java expression.

Quoting in EL Expressions

- There is no special quoting mechanism within EL expressions; use a literal '\${' if the literal \${ is desired and expressions are enabled for the page (similarly, use a literal '#{ ' if the literal #{ is desired). For example, the evaluation of \${'\${'} is '\${'. Note that \${'}' is legal, and simply evaluates to '}'.

Quoting in Scripting Elements

- A literal %> is quoted by %\>

Quoting in Template Text

- A literal `<%` is quoted by `<%`
- Only when the EL is enabled for a page (see Section JSP.3.3.2, “Deactivating EL Evaluation”), a literal `$` can be quoted by `\$`, and a literal `#` can be quoted by `\#`. This is not required but is useful for quoting EL expressions.

Quoting in Attributes

Quotation is done consistently regardless of whether the attribute value is a literal or a request-time attribute expression. Quoting can be used in attribute values regardless of whether they are delimited using single or double quotes. It is only required as described below.

- A `'` is quoted as `\'`. This is required within a single quote-delimited attribute value.
- A `"` is quoted as `\"`. This is required within a double quote-delimited attribute value.
- A `\` is quoted as `\\`
- Only when the EL is enabled for a page (see Section JSP.3.3.2, “Deactivating EL Evaluation”), a literal `$` can be quoted by `\$`. Similarly, a literal `#` can be quoted by `\#`. This is not required but is useful for quoting EL expressions.
- A `%>` is quoted as `%\>`
- A `<%` is quoted as `<%`
- The entities `'` and `"` are available to describe single and double quotes.

Examples

The following line shows an illegal attribute values.

```
<mytags:tag value="<%= "hi!" %>" />
```

The following line shows a legal scriptlet, but perhaps with an intended value. The result is `Joe said %\>` not `Joe said %>`.

```
<%= "Joe said %\>" %>
```

The next lines are all legal quotations.

```

<%= "Joe said %/>" %>
<%= "Joe said %\>" %>
<% String joes_statement = "hi!"; %>
    <%= "Joe said \" + joes_statement + "\"." %>
    <x:tag value='<%= "Joe said \" + joes_statement + "\"." %>' />
<x:tag value='<%= "hi!" %>' />
<x:tag value="<%= \"hi!\" %>" />
<x:tag value='<%= \"name\" %>' />
<x:tag value="<%= \"Joe said 'hello\" %>"/>
<x:tag value="<%= \"Joe said \\\"hello\\\" \" %>"/>
<x:tag value="end expression %\>"/>
<% String s="abc"; %>
    <x:tag value="<%= s + \"def\" + \"jkl\" + 'm' + \"\n\" %>" />
    <x:tag value='<%= s + \"def\" + \"jkl\" + 'm' + \"\n\" %>' />

```

XML Documents

The quoting conventions are different from those of XML. See Chapter JSP.6, “JSP Documents”.

JSP.1.7 Overall Semantics of a JSP Page

A JSP page implementation class defines a `_jspService()` method mapping from the *request* to the *response* object. Some details of this transformation are specific to the scripting language used (see Chapter JSP.9, “Scripting”). Most details are not language specific and are described in this chapter.

The content of a JSP page is devoted largely to describing the data that is written into the output stream of the response. (The JSP container usually sends this data back to the client.) The description is based on a `JspWriter` object that is exposed through the implicit object `out` (see Section JSP.1.8.3, “Implicit Objects”). Its value varies:

- Initially, `out` is a new `JspWriter` object. This object may be different from the stream object returned from `response.getWriter()`, and may be considered to be interposed on the latter in order to implement buffering (see

Section JSP.1.10.1, “The page Directive”). This is the initial out object. JSP page authors are prohibited from writing directly to either the `PrintWriter` or `OutputStream` associated with the `ServletResponse`.

- The JSP container should not invoke `response.getWriter()` until the time when the first portion of the content is to be sent to the client. This enables a number of uses of JSP, including using JSP as a language to “glue” actions that deliver binary content, or reliably forwarding to a servlet, or change dynamically the content type of the response before generating content. See Chapter JSP.4, “Internationalization Issues”.
- Within the body of some actions, `out` may be temporarily re-assigned to a different (nested) instance of a `JspWriter` object. Whether this is the case depends on the details of the action’s semantics. Typically the content of these temporary streams is appended to the stream previously referred to by `out`, and `out` is subsequently re-assigned to refer to the previous (nesting) stream. Such nested streams are always buffered, and require explicit flushing to a nesting stream or their contents will be discarded.
- If the initial out `JspWriter` object is buffered, then depending upon the value of the `autoFlush` attribute of the `page` directive, the content of that buffer will either be automatically flushed out to the `ServletResponse` output stream to obviate overflow, or an exception shall be thrown to signal buffer overflow. If the initial out `JspWriter` is unbuffered, then content written to it will be passed directly through to the `ServletResponse` output stream.

A JSP page can also describe what should happen when some specific events occur. In JSP 2.2, the only events that can be described are the initialization and the destruction of the page. These events are described using “well-known method names” in declaration elements. (See Section JSP.11.1.1.1, “Protocol Seen by the JSP Page Author”).

JSP.1.8 Objects

A JSP page can access, create, and modify server-side objects. Objects can be made visible to actions, EL expressions and to scripting elements. An object has a *scope* describing what entities can access the object.

Actions can access objects using a name in the `PageContext` object.

An object exposed through a scripting variable has a scope within the page. Scripting elements can access some objects directly via a *scripting variable*. Some

implicit objects are visible via scripting variables and EL expressions in any JSP page.

JSP.1.8.1 Objects and Variables

An object may be made accessible to code in the scripting elements through a scripting language variable. An element can define scripting variables that will contain, at process request-time, a reference to the object defined by the element, although other references may exist depending on the scope of the object.

An element type indicates the name and type of such variables although details on the name of the variable may depend on the Scripting Language. The scripting language may also affect how different features of the object are exposed. For example, in the JavaBeans specification, properties are exposed via getter and setter methods, while these properties are available directly as variables in the JavaScript™ programming language.

The exact rules for the visibility of the variables are scripting language specific. Chapter JSP.1.1 defines the rules for when the language attribute of the page directive is `java`.

JSP.1.8.2 Objects and Scopes

A JSP page can create and/or access some Java objects when processing a request. The JSP specification indicates that some objects are created implicitly, perhaps as a result of a directive (see Section JSP.1.8.3, “Implicit Objects”). Other objects are created explicitly through actions, or created directly using scripting code. Created objects have a scope attribute defining where there is a reference to the object and when that reference is removed.

The created objects may also be visible directly to scripting elements through scripting-level variables (see Section JSP.1.8.3, “Implicit Objects”).

Each action and declaration defines, as part of its semantics, what objects it creates, with what scope attribute, and whether they are available to the scripting elements.

Objects are created within a JSP page instance that is responding to a request object. There are several scopes:

- **page** - Objects with page scope are accessible only within the page where they are created. All references to such an object shall be released after the response is sent back to the client from the JSP page or the request is forwarded some-

where else. References to objects with page scope are stored in the pageContext object.

- request - Objects with request scope are accessible from pages processing the same request where they were created. References to the object shall be released after the request is processed. In particular, if the request is forwarded to a resource in the same runtime, the object is still reachable. References to objects with request scope are stored in the request object.
- session - Objects with session scope are accessible from pages processing requests that are in the same session as the one in which they were created. It is not legal to define an object with session scope from within a page that is not session-aware (see Section JSP.1.10.1, “The page Directive”). All references to the object shall be released after the associated session ends. References to objects with session scope are stored in the session object associated with the page activation.
- application - Objects with application scope are accessible from pages processing requests that are in the same application as they one in which they were created. Objects with application scope can be defined (and reached) from pages that are not session-aware. References to objects with application scope are stored in the application object associated with a page activation. The application object is the servlet context obtained from the servlet configuration object. All references to the object shall be released when the runtime environment reclaims the ServletContext.

A name should refer to a unique object at all points in the execution; that is, all the different scopes really should behave as a single name space. A JSP container implementation may or may not enforce this rule explicitly for performance reasons.

JSP.1.8.3 Implicit Objects

JSP page authors have access to certain implicit objects that are always available for use within scriptlets and scriptlet expressions through scripting variables that are declared implicitly at the beginning of the page. All scripting languages are required to provide access to these objects. See Section JSP.2.4, “Implicit Objects” for the implicit objects available within EL expressions. Implicit objects are available to tag handlers through the pageContext object, see below.

Each implicit object has a class or interface type defined in a core Java technology or Java Servlet API package, as shown in **Table JSP.1-6**.

Table JSP.1-6 *Implicit Objects Available in JSP Pages*

Variable Name	Type	Semantics & Scope
request	protocol dependent subtype of: javax.servlet.HttpServletRequest e.g: javax.servlet.http.HttpServletRequest	The request triggering the service invocation. request scope.
response	protocol dependent subtype of: javax.servlet.HttpServletResponse, e.g: javax.servlet.http.HttpServletResponse	The response to the request. page scope.
pageContext	javax.servlet.jsp.PageContext	The page context for this JSP page. page scope.
session	javax.servlet.http.HttpSession	The session object created for the requesting client (if any). This variable is only valid for HTTP protocols. session scope
application	javax.servlet.ServletContext	The servlet context obtained from the servlet configuration object (as in the call <code>getServletConfig().getContext()</code>) application scope
out	javax.servlet.jsp.JspWriter	An object that writes into the output stream. page scope
config	javax.servlet.ServletConfig	The ServletConfig for this JSP page page scope

Table JSP.1-6 *Implicit Objects Available in JSP Pages*

Variable Name	Type	Semantics & Scope
page	java.lang.Object	The instance of this page's implementation class processing the current request ^a page scope

a. When the scripting language is java then page is a synonym for this in the body of the page.

In addition, the exception implicit object can be accessed in an error page, as described in Table JSP.1-7.

Table JSP.1-7 *Implicit Objects Available in Error Pages*

Variable Name	Type	Semantics & Scope
exception	java.lang.Throwable	The uncaught Throwable that resulted in the error page being invoked. page scope.

Object names with prefixes jsp, _jsp, jsp_x and _jsp_x, in any combination of upper and lower case, are reserved by the JSP specification.

See Section JSP.7.5.1, "How to Define New Implicit Objects" for some non-normative conventions for the introduction of new implicit objects.

JSP.1.8.4 The pageContext Object

A PageContext is an object that provides a context to store references to objects used by the page, encapsulates implementation-dependent features, and provides convenience methods. A JSP page implementation class can use a PageContext to run unmodified in any compliant JSP container while taking advantage of implementation-specific improvements like high performance JspWriters.

See Chapter JSP.12, "Core API" for more details.

JSP.1.9 Template Text Semantics

The semantics of *template (or uninterpreted) Text* is very simple: the template text is passed through to the current out JspWriter implicit object, after applying the substitutions of Section JSP.1.6, “Quoting and Escape Conventions”.

JSP.1.10 Directives

Directives are messages to the JSP container. Directives have this syntax:

```
<%@ directive { attr="value" }* %>
```

There may be optional white space after the `<%@` and before `%>`.

This syntax is easy to type and concise but it is not XML-compatible. Chapter JSP.6, “JSP Documents” describes equivalent alternative mechanisms that are consistent with XML syntax.

Directives do not produce any output into the current out stream.

There are three directives: the `page` and the `taglib` directives are described next, while the `include` directive is described in “The include Directive” on page 54.

JSP.1.10.1 The page Directive

The `page` directive defines a number of page dependent properties and communicates these to the JSP container.

This `<jsp:directive.page>` element (Section JSP.6.3.4, “The `jsp:directive.page` Element”) describes the same information following the XML syntax.

A translation unit (JSP source file and any files included via the `include` directive) can contain more than one instance of the `page` directive, all the attributes will apply to the complete translation unit (i.e. `page` directives are position independent). An exception to this position independence is the use of the `pageEncoding` and `contentType` attributes in the determination of the page character encoding; for this purpose, they should appear at the beginning of the page (see Section JSP.4.1). There shall be only one occurrence of any attribute/value pair defined by this directive in a given translation unit, unless the values for the duplicate attributes are identical for all occurrences. The `import` and `pageEncoding` attributes are exempt from this rule and can appear multiple times. Multiple uses of the `import` attribute are cumulative (with ordered set union semantics). The `pageEncoding` attribute can occur at most once per file (or a

translation error will result), and applies only to the file in which it appears. Other such multiple attribute/value (re)definitions result in a fatal translation error if the values do not match.

The attribute/value namespace is reserved for use by this, and subsequent, JSP specification(s).

Unrecognized attributes or values result in fatal translation errors.

Examples

The following directive provides some user-visible information on this JSP page:

```
<%@ page info="my latest JSP Example" %>
```

The following directive requests no buffering, and provides an error page.

```
<%@ page buffer="none" errorPage="/oops.jsp" %>
```

The following directive indicates that the scripting language is based on Java, that the types declared in the package `com.myco` are directly available to the scripting code, and that a buffering of 16KB should be used.

```
<%@ page language="java" import="com.myco.*" buffer="16kb" %>
```

Syntax

```
<%@ page page_directive_attr_list %>
```

```
page_directive_attr_list ::= { language="scriptingLanguage"
                                { extends="className"           }
                                { import="importList"           }
                                { session="true|false"          }
                                { buffer="none|sizekb"          }
                                { autoFlush="true|false"        }
                                { isThreadSafe="true|false"     }
                                { info="info_text"              }
                                { errorPage="error_url"          }
                                { isErrorPage="true|false"      }
                                { contentType="ctinfo"          }
                                { pageEncoding="peinfo"         }
                                { isELIgnored="true|false"      }
```

```
{ deferredSyntaxAllowedAsLiteral="true|false"}
{ trimDirectiveWhitespaces="true|false"}
```

The details of the attributes are as follows:

Table JSP.1-8 *Page Directive Attributes*

language	<p>Defines the scripting language to be used in the scriptlets, expression scriptlets, and declarations within the body of the translation unit (the JSP page and any files included using the include directive below).</p> <p>In JSP 2.2, the only defined and required scripting language value for this attribute is java (all lowercase, case-sensitive). This specification only describes the semantics of scripts for when the value of the language attribute is java.</p> <p>When java is the value of the scripting language, the Java Programming Language source code fragments used within the translation unit are required to conform to the Java Programming Language Specification in the way indicated in Chapter JSP.9, “Scripting”.</p> <p>All scripting languages must provide some implicit objects that a JSP page author can use in declarations, scriptlets, and expressions. The specific objects that can be used are defined in Section JSP.1.8.3, “Implicit Objects”.</p> <p>All scripting languages must support the Java Runtime Environment (JRE). All scripting languages must expose the Java technology object model to the script environment, especially implicit variables, JavaBeans component properties, and public methods.</p> <p>Future versions of the JSP specification may define additional values for the language attribute and all such values are reserved.</p> <p>It is a fatal translation error for a directive with a non-java language attribute to appear after the first scripting element has been encountered.</p> <p>Default is java.</p>
----------	--

Table JSP.1-8 *Page Directive Attributes*

extends	<p>The value is a fully qualified Java programming language class name, that names the superclass of the class to which this JSP page is transformed (see Chapter JSP.11, “JSP Container”).</p> <p>This attribute should not be used without careful consideration as it restricts the ability of the JSP container to provide specialized superclasses that may improve on the quality of rendered service. See Section JSP.7.5.1, “How to Define New Implicit Objects” for an alternate way to introduce objects into a JSP page that does not have this drawback.</p>
import	<p>An import attribute describes the types that are available to the scripting environment. The value is as in an import declaration in the Java programming language, a (comma separated) list of either a fully qualified Java programming language type name denoting that type, or of a package name followed by the <code>.*</code> string, denoting all the public types declared in that package. The import list shall be imported by the translated JSP page implementation and is thus available to the scripting environment.</p> <p>Packages <code>java.lang.*</code>, <code>javax.servlet.*</code>, <code>javax.servlet.jsp.*</code>, and <code>javax.servlet.http.*</code> are imported implicitly by the JSP container. No other packages may be part of this implicitly imported list. Page authors may use the <code>include-prepare</code> feature (see Section JSP.3.3.5, “Defining Implicit Includes”) in order to have additional packages imported transparently into their pages.</p> <p>This attribute is currently only defined when the value of the language directive is <code>java</code>.</p>
session	<p>Indicates that the page requires participation in an (HTTP) session.</p> <p>If true then the implicit script language variable named <code>session</code> of type <code>javax.servlet.http.HttpSession</code> references the current/new session for the page.</p> <p>If false then the page does not participate in a session; the session implicit variable is unavailable, and any reference to it within the body of the JSP page is illegal and shall result in a fatal translation error.</p> <p>Default is true.</p>

Table JSP.1-8 *Page Directive Attributes*

buffer	<p>Specifies the buffering model for the initial out JspWriter to handle content output from the page.</p> <p>If none, then there is no buffering and all output is written directly through to the ServletResponse PrintWriter.</p> <p>The size can only be specified in kilobytes. The suffix kb is mandatory or a translation error must occur.</p> <p>If a buffer size is specified then output is buffered with a buffer size not less than that specified.</p> <p>Depending upon the value of the autoFlush attribute, the contents of this buffer is either automatically flushed, or an exception is raised, when overflow would occur.</p> <p>The default is buffered with an implementation buffer size of not less than 8kb.</p> <p>The corresponding JSP configuration element is buffer (seeSection JSP.3.3.10, “Setting Default Buffer Size”)</p>
autoFlush	<p>Specifies whether the buffered output should be flushed automatically (true value) when the buffer is filled, or whether an exception should be raised (false value) to indicate buffer overflow. It is illegal, resulting in a translation error, to set autoFlush to false when buffer=none. The default value is true.</p>

Table JSP.1-8 *Page Directive Attributes*

isThreadSafe	<p><i>Note: The Servlet 2.4 specification deprecates SingleThreadModel, which is the most common mechanism for JSP containers to implement isThreadSafe. Page authors are advised against using isThreadSafe, as the generated Servlet may contain deprecated code.</i></p> <p>Indicates the level of thread safety implemented in the page. If false then the JSP container shall dispatch multiple outstanding client requests, one at a time, in the order they were received, to the page implementation for processing. If true then the JSP container may choose to dispatch multiple outstanding client requests to the page simultaneously.</p> <p>Page authors using true must ensure that they properly synchronize access to the shared state of the page. Default is true.</p> <p>Note that even if the isThreadSafe attribute is false the JSP page author must ensure that accesses to any shared objects are properly synchronized., The objects may be shared in either the ServletContext or the HttpSession .</p>
info	<p>Defines an arbitrary string that is incorporated into the translated page, that can subsequently be obtained from the page's implementation of Servlet.getServletInfo method.</p>
isErrorPage	<p>Indicates if the current JSP page is intended to be the URL target of another JSP page's errorPage.</p> <p>If true, then the implicit script language variable exception is defined and its value is a reference to the offending Throwable from the source JSP page in error.</p> <p>If false then the exception implicit variable is unavailable, and any reference to it within the body of the JSP page is illegal and shall result in a fatal translation error.</p> <p>Default is false.</p>

Table JSP.1-8 *Page Directive Attributes*

errorPage	<p>Defines a URL to a resource to which any Java programming language Throwable object(s) thrown but not caught by the page implementation are forwarded for error processing. The provided URL spec is as in Section JSP.1.2.1. If the URL names another JSP page then, when invoked that JSP page's exception implicit script variable shall contain a reference to the originating uncaught Throwable. The default URL is implementation dependent. Note the Throwable object is transferred by the throwing page implementation to the error page implementation by saving the object reference on the common ServletRequest object using the setAttribute method, with a name of javax.servlet.jsp.jspException (for backwards-compatibility) and also javax.servlet.error.exception (for compatibility with the servlet specification). See Section JSP.1.4.3 for more details).</p> <p>Note: if autoFlush=true then if the contents of the initial Jsp-Writer has been flushed to the ServletResponse output stream then any subsequent attempt to dispatch an uncaught exception from the offending page to an errorPage may fail. If the page defines an error page via the page directive, any error pages defined in web.xml will not be used.</p>
contentType	<p>Defines the MIME type and the character encoding for the response of the JSP page, and is also used in determining the character encoding of the JSP page. Values are either of the form "TYPE" or "TYPE; charset=CHARSET" with an optional white space after the ";". "TYPE" is a MIME type, see the IANA registry at http://www.iana.org/assignments/media-types/index.html for useful values. "CHARSET", if present, must be the IANA name for a character encoding. The default value for "TYPE" is "text/html" for JSP pages in standard syntax, or "text/xml" for JSP documents in XML syntax. If "CHARSET" is not specified, the response character encoding is determined as described in Section JSP.4.2, "Response Character Encoding". The corresponding JSP configuration element is default-content-type (see Section JSP.3.3.9, "Declaring Default Content Type"). See Chapter JSP.4, "Internationalization Issues" for complete details on character encodings.</p>

Table JSP.1-8 *Page Directive Attributes*

pageEncoding	<p>Describes the character encoding for the JSP page. The value is of the form “CHARSET”, which must be the IANA name for a character encoding. For JSP pages in standard syntax, the character encoding for the JSP page is the charset given by the pageEncoding attriute if it is present, otherwise the charset given by the contentType attribute if it is present, otherwise “ISO-8859-1”.</p> <p>For JSP documents in XML syntax, the character encoding for the JSP page is determined as described in section 4.3.3 and appendix F.1 of the XML specification. The pageEncoding attribute is not needed for such documents. It is a translation-time error if a document names different encodings in its XML prolog / text declaration and in the pageEncoding attribute. The corresponding JSP configuration element is page-encoding (see Section JSP.3.3.4, “Declaring Page Encodings”). See Chapter JSP.4, “Internationalization Issues” for complete details on character encodings.</p>
isELIgnored	<p>Defines whether EL expressions are ignored or recognized for this page and translation unit. If true, EL expressions (of the form \${...} and #{...}) are ignored by the container. If false, EL expressions (of the form \${...} and #{...}) are recognized when they appear in template text or action attributes. The corresponding JSP configuration element is el-ignored (see Section JSP.3.3.2, “Deactivating EL Evaluation”). The default value varies depending on the web.xml version - see Section JSP.2.5, “Deactivating EL Evaluation”.</p>
deferredSyntaxAllowedAsLiteral	<p>Indicates if the character sequence #{ is allowed or not when used as a String literal in this page and translation unit. If false (the default value), a translation error occurs when the character sequence is used as a String literal. The corresponding JSP configuration element is deferred-syntax-allowed-as-literal (see Section JSP.3.3.7, “Deferred Syntax (character sequence #{)”). See “Backwards Compatibility with JSP 2.0 for more information.</p>

Table JSP.1-8 *Page Directive Attributes*

trimDirective-Whitespaces	Indicates how whitespaces in template text should be handled. If true, template text that contains only whitespaces is removed from the output. The default is not to trim whitespaces. This attribute is useful to remove the extraneous whitespaces from the end of a directive that is not followed by template text. The corresponding JSP configuration element is trim-directive-whitespaces (see Section JSP.3.3.8, “Removing whitespaces from template text”). The attribute is ignored by JSP documents (XML syntax).
---------------------------	--

JSP.1.10.2 **The taglib Directive**

The set of significant tags a JSP container interprets can be extended through a tag library.

The taglib directive in a JSP page declares that the page uses a tag library, uniquely identifies the tag library using a URI and associates a tag prefix that will distinguish usage of the actions in the library.

If a JSP container implementation cannot locate a tag library description, a fatal translation error shall result.

It is a fatal translation error for the taglib directive to appear after actions or functions using the prefix.

A tag library may include a validation method that will be consulted to determine if a JSP page is correctly using the tag library functionality.

See Chapter JSP.7, “Tag Extensions” for more specification details. And see Section JSP.7.2.3, “Tag Library directive” for an implementation note.

Section JSP.6.3.1, “Namespaces, Standard Actions, and Tag Libraries” describes how the functionality of this directive can be exposed using XML syntax.

Examples

In the following example, a tag library is introduced and made available to this page using the super prefix; no other tag libraries should be introduced in this page using this prefix. In this particular case, we assume the tag library includes a doMagic element type, which is used within the page.

```
<%@ taglib uri="http://www.mycorp/supertags" prefix="super" %>
```

```

...
<super:doMagic>
...
</super:doMagic>

```

Syntax

```
<%@ taglib ( uri="tagLibraryURI" | tagdir="tagDir" ) prefix="tagPrefix" %>
```

where the attributes are:

Table JSP.1-9

uri	<p>Either an absolute URI or a relative URI specification that uniquely identifies the tag library descriptor associated with this prefix.</p> <p>The URI is used to locate a description of the tag library as indicated in Chapter JSP.7, “Tag Extensions”.</p>
tagdir	<p>Indicates this prefix is to be used to identify tag extensions installed in the /WEB-INF/tags/ directory or a subdirectory. An implicit tag library descriptor is used (see Section JSP.8.4, “Packaging Tag Files” for details). A translation error must occur if the value does not start with /WEB-INF/tags. A translation error must occur if the value does not point to a directory that exists. A translation error must occur if used in conjunction with the uri attribute.</p>
prefix	<p>Defines the prefix string in <prefix>:<tagname> that is used to distinguish a custom action, e.g <myPrefix:myTag>.</p> <p>Prefixes starting with jsp:, jspx:, java:, javax:, servlet:, sun:, and sunw: are reserved.</p> <p>A prefix must follow the naming convention specified in the XML namespaces specification.</p> <p>Empty prefixes are illegal in this version of the specification, and must result in a translation error.</p>

A fatal translation-time error will result if the JSP page translator encounters a tag with name prefix: Name using a prefix that is introduced using the taglib directive, and Name is not recognized by the corresponding tag library.

JSP.1.10.3 The include Directive

The include directive is used to substitute text and/or code at JSP page translation-time. The `<%@ include file="relativeURLspec" %>` directive inserts the text of the specified resource into the page or tag file. The included file is subject to the access control available to the JSP container. The file attribute is as in Section JSP.1.2.1.

With respect to the standard and XML syntaxes, a file included via the include directive can use either the same syntax as the including page, or a different syntax. The semantics for mixed syntax includes are described in Section JSP.1.10.5.

A JSP container can include a mechanism for being notified if an included file changes, so the container can recompile the JSP page. However, the JSP 2.2 specification does not have a way of directing the JSP container that included files have changed.

The `<jsp:directive.include>` element (Section JSP.6.3.5, “The `jsp:directive.include` Element”) describes the same information following the XML syntax.

Examples

The following example requests the inclusion, at translation time, of a copyright file. The file may have elements which will be processed too.

```
<%@ include file="copyright.html" %>
```

Syntax

```
<%@ include file="relativeURLspec" %>
```

JSP.1.10.4 Implicit Includes

Many JSP pages start with a list of taglib directives that activate the use of tag libraries within the page. In some cases, these are the only tag libraries that are supposed to be used by the JSP page authors. These, and other common conventions are greatly facilitated by two JSP configuration elements: `include-prelude` and `include-coda`. A full description of the mechanism is in Section JSP.3.3.5, “Defining Implicit Includes”.

With respect to the standard and XML syntaxes, just as with the include directive, implicit includes can use either the same syntax as the including page,

or a different syntax. The semantics for mixed syntax includes are described in Section JSP.1.10.5.

JSP.1.10.5 Including Data in JSP Pages

Including data is a significant part of the tasks in a JSP page. Accordingly, the JSP 2.2 specification has two include mechanisms suited to different tasks. A summary of their semantics is shown in Table JSP.1-10.

Table JSP.1-10 *Summary of Include Mechanisms in JSP 2.2*

Syntax	Spec	Object	Description	Section
Include Directive - Translation-time				
<code><%@ include file=... %></code>	file- relative	static	Content is parsed by JSP container.	JSP.1.10.3
Include Action - Request-time				
<code><jsp:include page= /></code>	page- relative	static and dynamic	Content is not parsed; it is included in place.	JSP.5.4

The Spec column describes what type of specification is valid to appear in the given element. The JSP specification requires a relative URL spec. The reference is resolved by the web/application server and its URL map is involved. Include directives are interpreted relative to the current JSP file; `jsp:include` actions are interpreted relative to the current JSP page.

An include directive regards a resource like a JSP page as a static object; i.e. the text in the JSP page is included. An include action regards a resource like a JSP page as a dynamic object; i.e. the request is sent to that object and the result of processing it is included.

Implicit include directives can also be requested for a collection of pages through the use of the `<include-pragma>` and `<include-coda>` elements of the JSP configuration section of `web.xml`.

For translation-time includes, included content can use either the same syntax as the including page, or a different syntax. For example, a JSP file written in the standard JSP syntax can include a JSP file written using the XML syntax. The following semantics for translation-time includes apply:

- The JSP container must detect the syntax for each JSP file individually and parse each JSP file according to the syntax in which it is written.
- A JSP file written using the XML syntax must be well-formed according to the "XML" and "Namespaces in XML" specifications, otherwise a translation error must occur.
- When including a JSP document (written in the XML syntax), in the resulting XML View of the translation unit the root element of the included segment must have the default namespace reset to "". This is so that any namespaces associated with the empty prefix in the including document are not carried over to the included document.
- When a taglib directive is encountered in a standard syntax page, the namespace is applied globally, and is added to the <jsp:root> element of the resulting XML View of the translation unit.
- If a taglib directive is encountered in a standard syntax page that attempts to redefine a prefix that is already defined in the current scope (by a JSP segment in either syntax), a translation error must occur unless that prefix is being re-defined to the same namespace URI.

See Section JSP.10.3, "Examples" for examples of how these semantics are applied to actual JSP pages and documents.

JSP.1.10.6 Additional Directives for Tag Files

Additional directives are available when editing a tag file. See Section JSP.8.5, "Tag File Directives" for details.

JSP.1.11 EL Elements

EL expressions can appear in template data and in attribute values. EL expressions are defined in more detail in Chapter JSP.2, "Expression Language".

EL expressions can be disabled through the use of JSP configuration elements and page directives; see Section JSP.1.10.1 and Section JSP.3.3.2, "Deactivating EL Evaluation".

EL expressions, when not disabled, can be used anywhere within template data.

EL expressions can be used in any attribute of a standard action that this specification indicates can accept a run-time expression value, and in any attribute

of a custom action that has been indicated to accept run-time expressions (i.e. their associated `<rtexprvalue>` in the TLD is true; see Appendix JSP.C).

JSP.1.12 Scripting Elements

Scripting elements are commonly used to manipulate objects and to perform computation that affects the content generated.

JSP 2.0 adds EL expressions as an alternative to scripting elements. These are described in more detail in Chapter JSP.2, “Expression Language”. Note that scripting elements can be disabled through the use of the `scripting-invalid` element in the `web.xml` deployment descriptor (see Section JSP.3.3.3, “Disabling Scripting Elements”).

There are three other classes of scripting elements: *declarations*, *scriptlets* and *expressions*. The scripting language used in the current page is given by the value of the `language` directive (see Section JSP.1.10.1, “The page Directive”). In JSP 2.2, the only value defined is `java`.

Declarations are used to declare scripting language constructs that are available to all other scripting elements. Scriptlets are used to describe actions to be performed in response to some request. Scriptlets that are program fragments can also be used to do things like iterations and conditional execution of other elements in the JSP page. Expressions are complete expressions in the scripting language that get evaluated at response time; commonly, the result is converted into a string and inserted into the output stream.

All JSP containers must support scripting elements based on the Java programming language. Additionally, JSP containers may also support other scripting languages. All such scripting languages must support:

- Manipulation of Java objects.
- Invocation of methods on Java objects.
- Catching of Java language exceptions.

The precise definition of the semantics for scripting done using elements based on the Java programming language is given in Chapter JSP.9, “Scripting”.

The semantics for other scripting languages are not precisely defined in this version of the specification, which means that portability across implementations cannot be guaranteed. Precise definitions may be given for other languages in the future.

Each scripting element has a `<%>`-based syntax as follows:

```
<%! this is a declaration %>  
<% this is a scriptlet %>  
<%= this is an expression %>
```

White space is optional after `<%!`, `<%`, and `<%=`, and before `%>`.

The equivalent XML elements for these scripting elements are described in Section JSP.6.3.7, “Scripting Elements”.

JSP.1.12.1 Declarations

Declarations are used to declare variables and methods in the scripting language used in a JSP page. A declaration must be a complete declarative statement, or sequence thereof, according to the syntax of the scripting language specified.

Declarations do not produce any output into the current out stream.

Declarations are initialized when the JSP page is initialized and are made available to other declarations, scriptlets, and expressions.

The `<jsp:declaration>` element (Section JSP.6.3.7, “Scripting Elements”) describes the same information following the XML syntax.

Examples

For example, the first declaration below declares an integer, global to the page. The second declaration does the same and initializes it to zero. This type of initialization should be done with care in the presence of multiple requests on the page. The third declaration declares a method global to the page.

```
<%! int i; %>  
  
<%! int i = 0; %>  
  
<%! public String f(int i) { if (i<3) return(“...”); ... } %>
```

Syntax

```
<%! declaration(s) %>
```

JSP.1.12.2 Scriptlets

Scriptlets can contain any code fragments that are valid for the scripting language specified in the language attribute of the page directive. Whether the code

fragment is legal depends on the details of the scripting language (see Chapter JSP.9, “Scripting”).

Scriptlets are executed at request-processing time. Whether or not they produce any output into the out stream depends on the code in the scriptlet. Scriptlets can have side-effects, modifying the objects visible to them.

When all scriptlet fragments in a given translation unit are combined in the order they appear in the JSP page, they must yield a valid statement, or sequence of statements, in the specified scripting language.

To use the %> character sequence as literal characters in a scriptlet, rather than to end the scriptlet, escape them by typing %\>.

The <jsp:scriptlet> element (Section JSP.6.3.7, “Scripting Elements”) describes the same information following the XML syntax.

Examples

Here is a simple example where the page changed dynamically depending on the time of day.

```
<% if (Calendar.getInstance().get(Calendar.AM_PM) == Calendar.AM) {%>
Good Morning
<% } else { %>
Good Afternoon
<% } %>
```

A scriptlet can also have a local variable declaration, for example the following scriptlet just declares and initializes an integer, and later increments it.

```
<% int i; i= 0; %>
About to increment i...
<% i++; %>
```

Syntax

```
<% scriptlet %>
```

JSP.1.12.3 Expressions

An expression element in a JSP page is a scripting language expression that is evaluated and the result is coerced to a String . The result is subsequently emitted into the current out JspWriter object.

If the result of the expression cannot be coerced to a `String` the following must happen: If the problem is detected at translation time, a translation time error shall occur. If the coercion cannot be detected during translation, a `ClassCastException` shall be raised at request time.

A scripting language may support side-effects in expressions when the expression is evaluated. Expressions are evaluated left-to-right in the JSP page. If an expression appears in more than one run-time attribute, they are evaluated left-to-right in the tag. An expression might change the value of the out object, although this is not something to be done lightly.

The expression must be a complete expression in the scripting language in which it is written, or a translation error must occur.

Expressions are evaluated at request processing time. The value of an expression is converted to a `String` and inserted at the proper position in the .jsp file.

The `<jsp:expression>` element (Section JSP.6.3.7, “Scripting Elements”) describes the same information following the XML syntax.

Examples

This example inserts the current date.

```
<%= (new java.util.Date()).toLocaleString() %>
```

Syntax

```
<%= expression %>
```

JSP.1.13 Actions

Actions may affect the current out stream and use, modify and/or create objects. Actions may depend on the details of the specific request object received by the JSP page.

The JSP specification includes some actions that are standard and must be implemented by all conforming JSP containers; these actions are described in Chapter JSP.5, “Standard Actions”.

New actions are defined according to the mechanisms described in Chapter JSP.7, “Tag Extensions” and Chapter JSP.13, “Tag Extension API” and are introduced using the `taglib` directive.

The syntax for action elements is based on XML. Actions can be empty or non-empty.

JSP.1.14 Tag Attribute Interpretation Semantics

The interpretation of all actions start by evaluating the values given to its attributes left to right, and assigning the values to the attributes. In the process some conversions may be applicable; the rules for them are described in Section JSP.1.14.2.

Many values are fixed translation-time values, but JSP 2.2 also provides a mechanism for describing values that are computed at request time, the rules are described in Section JSP.1.14.1.

JSP.1.14.1 Request Time Attribute Values

An attribute value of the form “<%= scriptlet_expr %>” or ‘<%= scriptlet_expr %>’ denotes a request-time attribute value. The value denoted is that of the scriptlet expression involved. If Expression Language evaluation is not deactivated for the translation unit (see Section JSP.3.3.2, “Deactivating EL Evaluation”) then request-time attribute values can also be specified using the EL through the syntax ‘#{el_expr}’ or “#{el_expr}” (as well as ‘#{el_expr}’ or “#{el_expr}”). Containers must also recognize multiple EL expressions mixed with optional string constants. For example, “Version \${major}.\${minor} Installed” is a valid request-time attribute value.

Request-time attribute values can only be used in actions. If a request-time attribute value is used in a directive, a translation error must occur. If there are more than one such attribute in a tag, the expressions are evaluated left-to-right.

Quotation is done as in any other attribute value (Section JSP.1.6).

Only attribute values can be denoted this way (the name of the attribute is always an explicit name). When using scriptlet expressions, the expression must appear by itself (multiple expressions, and mixing of expressions and string constants are not permitted). Multiple operations must be performed within the expression. Type conversions are described in Section JSP.1.14.2.

By default, except in tag files, all attributes have page translation-time semantics. Attempting to specify a scriptlet expression or EL expression as the value for an attribute that (by default or otherwise) has page translation time semantics is illegal, and will result in a fatal translation error. The type of an action element indicates whether a given attribute will accept request-time attribute values.

Most attributes in the standard actions from Chapter JSP.5, “Standard Actions” have page translation-time semantics, but the following attributes accept request-time attribute expressions:

- The value attribute of `jsp:setProperty` (Section JSP.5.2).
- The `beanName` attribute of `jsp:useBean` (Section JSP.5.1).
- The page attribute of `jsp:include` (Section JSP.5.4).
- The page attribute of `jsp:forward` (Section JSP.5.5).
- The value attribute of `jsp:param` (Section JSP.5.6).
- The height and width attributes of `jsp:plugin` (Section JSP.5.7).
- The name attribute of `jsp:element` (Section JSP.5.14).

JSP.1.14.2 Type Conversions

We describe two cases for type conversions

JSP.1.14.2.1 Conversions from String values

A string value can be used to describe a value of a non-String type through a conversion. Whether the conversion is possible, and, if so, what is it, depends on a target type.

String values can be used to assign values to a type that has a `PropertyEditor` class as indicated in the JavaBeans specification. When that is the case, the `setAsText(String)` method is used. A conversion failure arises if the method throws an `IllegalArgumentException`.

String values can also be used to assign to the types as listed in Table JSP.1-11. The conversion applied is that shown in the table.

A conversion failure leads to an error, whether at translation time or request-time.

Table JSP.1-11 *Conversions from string values to target type*

Target Type	Source String Value
Bean Property	As converted by the corresponding <code>PropertyEditor</code> , if any, using <code>PropertyEditor.setAsText(string-literal)</code> and <code>PropertyEditor.getValue()</code> . If there is no corresponding <code>PropertyEditor</code> or the <code>PropertyEditor</code> throws an exception, ‘null’ if the string is empty, otherwise error.

Table JSP.1-11 *Conversions from string values to target type*

boolean or Boolean	As indicated in <code>java.lang.Boolean.valueOf(String)</code> . This results in 'false' if the String is empty.
byte or Byte	As indicated in <code>java.lang.Byte.valueOf(String)</code> , or '(byte) 0' if the string is empty.
char or Character	As indicated in <code>String.charAt(0)</code> , or '(char) 0' if the string is empty.
double or Double	As indicated in <code>java.lang.Double.valueOf(String)</code> , or 0 if the string is empty.
int or Integer	As indicated in <code>java.lang.Integer.valueOf(String)</code> , or 0 if the string is empty.
float or Float	As indicated in <code>java.lang.Float.valueOf(String)</code> , or 0 if the string is empty.
long or Long	As indicated in <code>java.lang.Long.valueOf(String)</code> , or 0 if the string is empty.
short or Short	As indicated in <code>java.lang.Short.valueOf(String)</code> , or 0 if the string is empty.
Object	As if <code>new String(string-literal)</code> . This results in <code>new String("")</code> if the string is empty.

These conversions are part of the generic mechanism used to assign values to attributes of actions: when an attribute value that is not a request-time attribute is assigned to a given attribute, the conversion described here is used, using the type of the attribute as the target type. The type of each attribute of the standard actions is described in this specification, while the types of the attributes of a custom action are described in its associated Tag Library Descriptor.

A given action may also define additional ways where type/value conversions are used. In particular, Section JSP.5.2, “<jsp:setProperty>” describes the mechanism used for the `setProperty` standard action.

JSP.1.14.2.2 Conversions from request-time expressions

Request-time expressions can be assigned to properties of any type. In the case of scriptlet expressions, no automatic conversions will be performed. In the

case of EL expressions, the rules in Section 1.17, “Type Conversion” of the EL specification document must be followed.

CHAPTER JSP.2

Expression Language

As of JSP 2.1, the expression languages of JSP 2.0 and JSF 1.1 have been merged into a single *unified* expression language (EL 2.1) for the benefit of all Java based web-tier technologies.

While the expression language is still defined within the JSP 2.1 specification, it however now has its own independent specification document. This makes the intent clear that the Expression Language is generally applicable to a variety of technologies and does not carry a dependency on the JSP specification. Having the EL defined in its own specification document will also make it easier in the future should the decision be made to move it into its own JSR. Please consult the EL specification document for details on the Expression Language supported by JSP 2.1.

The addition of the EL to the JSP technology facilitates much the writing of script-less JSP pages. These pages can use EL expressions but can't use Java scriptlets, Java expressions, or Java declaration elements. This usage pattern can be enforced through the `scripting-invalid` JSP configuration element.

The EL is available in attribute values for standard and custom actions and within template text.

This chapter describes how the expression language is integrated within the JSP 2.1 environment.

JSP.2.1 Syntax of expressions in JSP pages: `${}` vs `#{}`

There are two constructs to represent EL expressions: `${expr}` and `#{expr}`. While the EL parses and evaluates `${}` and `#{}` the same way, additional restrictions are placed on the usage of these delimiters in JSP pages.

An EL expression that is evaluated immediately is represented in JSP with the syntax `${}`, while an EL expression whose evaluation is deferred is represented with the syntax `#{}.`

JSP.2.2 Expressions and Template Text

The EL can be used directly in template text, be it inside the body of a custom or standard actions or in template text outside of any action. Exceptions are if the body of the tag is tagdependent, or if EL is turned off (usually for compatibility issues) explicitly through a directive or implicitly; see below.

Only the `${}` syntax is allowed for expressions in template text. A translation error will result if `#{}.` is used in template text unless `#{}.` is turned off via a backwards compatibility mechanism.

All EL expressions in JSP template text are evaluated as Strings, and are evaluated by the JSP engine immediately when the page response is rendered.

The semantics of an EL expression are the same as with Java expressions: the value is computed and inserted into the current output. In cases where escaping is desired (for example, to help prevent cross-site scripting attacks), the JSTL core tag `<c:out>` can be used. For example:

```
<c:out value="${anELexpression}" />
```

The following shows a custom action where two EL expressions are used to access bean properties:

```
<c:wombat>  
One value is ${bean1.a} and another is ${bean2.a.c}  
</c:wombat>
```

JSP.2.3 Expressions and Attribute Values

EL expressions can be used in any attribute that can accept a run-time expression, be it a standard action or a custom action. For more details, see the sections on backward compatibility issues, specifically Section JSP.2.5, “Deactivating EL Evaluation” and Section JSP.2.6, “Disabling Scripting Elements”.

For example, the following shows a conditional action that uses the EL to test whether a property of a bean is less than 3.


```
<c:if test="${bean1.a < 3}">
...
</c:if>
```

Note that the normal JSP coercion mechanism already allows for:

```
<mytags:if test="true" />
```

An EL expression that appears in an attribute value is processed differently depending on the attribute's type category defined in the TLD. Details are provided in the sections below.

JSP.2.3.1 Static Attribute

- Defined in the TLD through element `<rtexprvalue>` set to `false`.
- Type is always `java.lang.String`.
- Value must be a String literal (since it is determined at translation time). It is illegal to specify an expression.
- Type in the TLD is ignored. The String value is converted to the attribute's target type (as defined in the tag handler) using the conversions defined in Table JSP.1-11.

JSP.2.3.2 Dynamic Attribute

- Defined in the TLD through element `<rtexprvalue>` set to `true`.
- If type is not specified in the TLD, defaults to `java.lang.Object`.
- Value can be a String literal, a scriptlet expression, or an EL expression using the `${}` syntax.
- An EL expression is parsed using `ExpressionFactory.createValueExpression()` (with an expected type equal to the type specified in the TLD) and the evaluation of the expression takes place immediately by calling method `getValue()` on the `ValueExpression`. After evaluation of the expression, the value is coerced to the expected type. The resulting value is passed in to the setter method for the tag attribute.

JSP.2.3.3 Deferred Value

- Defined in the TLD through element `<deferred-value>`.
- If type is not specified in the TLD, defaults to `java.lang.Object`.
- Value can be a String literal or an EL expression using the `#{} syntax`.
- An EL expression is parsed using `ExpressionFactory.createValueExpression()` (with an expected type equal to the type specified in the TLD). The expression is not evaluated. The result of parsing the expression is passed directly to the setter method of the tag attribute, whose argument type must be `javax.el.ValueExpression`. This allows for deferred evaluation of EL expressions. When the expression is evaluated by the tag handler, the value is coerced to the expected type. If a static value is provided, it is converted to a `ValueExpression` where `isLiteralText()` returns true

JSP.2.3.4 Deferred Method

- Defined in the TLD through element `<deferred-method>`.
- If the method signature is not defined in the TLD, it defaults to `void method()`.
- Value can be a String literal or an EL expression using the `#{} syntax`.
- An EL expression is parsed using `ExpressionFactory.createMethodExpression()` (with a method signature equal to the method signature specified in the TLD). The result of parsing the expression is passed directly to the setter method of the tag attribute, whose argument type must be `javax.el.MethodExpression`. This allows for deferred processing of EL expressions that identify a method to be invoked on an Object.
- A String literal can be provided, as long as the return type of the deferred method signature is not void. A `MethodExpression` is created, which when invoked, returns the String literal coerced to expected return type (the standard EL coercion rules (see EL spec document Section 1.17, “Type Conversion” apply). A translation error occurs if the return type is void or if the string literal cannot be coerced to the return type of the deferred method signature.

JSP.2.3.5 Dynamic Attribute or Deferred Expression

- Defined in the TLD through elements `<rtexprvalue>` (see Section JSP.2.3.2, “Dynamic Attribute”) specified together with `<deferred-value>` (see Section JSP.2.3.3, “Deferred Value”) or `<deferred-method>` (see Section JSP.2.3.4, “Deferred Method”).
- Value can be a String literal, a scriptlet expression, or an EL expression using the `${}` or `#{}` syntax. The attribute value is considered a deferred value or a deferred method if the value is an EL expression using the `#{}` syntax. It is considered a dynamic attribute otherwise.
- The attribute value is processed according to its type category as described above. The only difference is that the setter method argument must be of type `java.lang.Object`. The setter method will normally use `instanceof` to discriminate whether the attribute value is a dynamic attribute or a deferred value.

JSP.2.3.6 Examples of Using `${}` and `#{}`

As an example, assume a tag with the following three attributes:

- static - `rtexprvalue=false`, `type=java.lang.String`
- dynamic - `rtexprvalue=true`, `type=java.lang.String`
- deferred - `rtexprvalue=true`, `type=java.lang.ValueExpression`

The following tags would yield the following results:

Table JSP.2-1 *Examples of Using `${}` and `#{}`*

Expression	Result
<code><my:tag static="xyz" /></code>	OK
<code><my:tag static="\${x[y]}" /></code>	ERROR
<code><my:tag static="#{x[y]}" /></code>	ERROR
<code><my:tag dynamic="xyz" /></code>	OK
<code><my:tag dynamic="\${x[y]}" /></code>	OK
<code><my:tag dynamic="#{x[y]}" /></code>	ERROR
<code><my:tag deferred="xyz" /></code>	OK

Table JSP.2-1 *Examples of Using \${} and #{}*

Expression	Result
<code><my:tag deferred="\${x[y]}" /></code>	ERROR
<code><my:tag deferred="#{x[y]}" /></code>	OK

JSP.2.4 Implicit Objects

There are several implicit objects that are available to EL expressions used in JSP pages. These objects are always available under these names:

- `pageContext` - the `PageContext` object
- `pageScope` - a `Map` that maps page-scoped attribute names to their values
- `requestScope` - a `Map` that maps request-scoped attribute names to their values
- `sessionScope` - a `Map` that maps session-scoped attribute names to their values
- `applicationScope` - a `Map` that maps application-scoped attribute names to their values
- `param` - a `Map` that maps parameter names to a single `String` parameter value (obtained by calling `ServletRequest.getParameter(String name)`)
- `paramValues` - a `Map` that maps parameter names to a `String[]` of all values for that parameter (obtained by calling `ServletRequest.getParameterValues(String name)`)
- `header` - a `Map` that maps header names to a single `String` header value (obtained by calling `HttpServletRequest.getHeader(String name)`)
- `headerValues` - a `Map` that maps header names to a `String[]` of all values for that header (obtained by calling `HttpServletRequest.getHeaders(String)`)
- `cookie` - a `Map` that maps cookie names to a single `Cookie` object. Cookies are retrieved according to the semantics of `HttpServletRequest.getCookies()`. If the same name is shared by multiple cookies, an implementation must use the first one encountered in the array of `Cookie` objects returned by the `getCookies()` method. However, users of the `cookie` implicit object must be aware that the ordering of cookies is currently unspecified in the servlet specification.
- `initParam` - a `Map` that maps context initialization parameter names to their `String` parameter value (obtained by calling `ServletContext.getInitParam-`

ter(String name))

The following table shows some examples of using these implicit objects:

Table JSP.2-2 *Examples of Using Implicit Objects*

Expression	Result
<code>\${pageContext.request.requestURI}</code>	The request's URI (obtained from <code>HttpServletRequest</code>)
<code>\${sessionScope.profile}</code>	The session-scoped attribute named <code>profile</code> (null if not found)
<code>\${param.productId}</code>	The String value of the <code>productId</code> parameter, or null if not found
<code>\${paramValues.productId}</code>	The <code>String[]</code> containing all values of the <code>productId</code> parameter, or null if not found

JSP.2.5 Deactivating EL Evaluation

Since the syntactic patterns `${expr}` and `#{expr}` were not reserved in the JSP specifications before JSP 2.0, there may be situations where such patterns appear but the intention is not to activate EL expression evaluation but rather to pass through the pattern verbatim. To address this, the EL evaluation machinery can be deactivated as indicated in Section JSP.3.3.2, “Deactivating EL Evaluation”.

JSP.2.6 Disabling Scripting Elements

With the addition of the EL, some JSP page authors, or page authoring groups, may want to follow a methodology where scripting elements are not allowed. See Section JSP.3.3.3, “Disabling Scripting Elements” for more details.

JSP.2.7 Invalid EL expressions

JSP containers are required to produce a translation error when a syntactically invalid EL expression is encountered in an attribute value or within template text. The syntax of an EL expression is described in detail in the EL specification document.

JSP.2.8 Errors, Warnings, Default Values

JSP pages are mostly used in presentation, and in that usage, experience suggests that it is most important to be able to provide as good a presentation as possible, even when there are simple errors in the page. To meet this requirement, the EL does not provide warnings, just default values and errors. Default values are type-correct values that are assigned to a subexpression when there is some problem. An error is an exception thrown (to be handled by the standard JSP machinery).

JSP.2.9 Resolution of Variables and their Properties

The EL API provides a generalized mechanism, an `ELResolver`, implemented by the JSP container and which defines the rules that govern the resolution of variables and object properties.

The `ELResolver` shown in FIGURE 2-3 is passed to all EL expressions that appear in a JSP page or tag file. It is an instance of `javax.el.CompositeELResolver` that contains the following component `ELResolvers`, in order:

1. `jsp.ImplicitObjectELResolver`

Resolves the implicit objects mentioned in Section JSP.2.4

2. All `ELResolvers` added via `JspApplicationContext.addELResolver()`, in the same order in which they were registered.

This itself can take the form of a `el.CompositeELResolver`. This will include the `ELResolver` registered by Faces.

3. `el.MapELResolver` - constructed in read/write mode.

4. `el.ResourceBundleELResolver`

5. `el.ListELResolver` - constructed in read/write mode.

6. `el.ArrayELResolver` - constructed in read/write mode.

7. `el.BeanELResolver` - constructed in read/write mode.

Handles all cases where `base != null`

8. `jsp.ScopedAttributeELResolver`

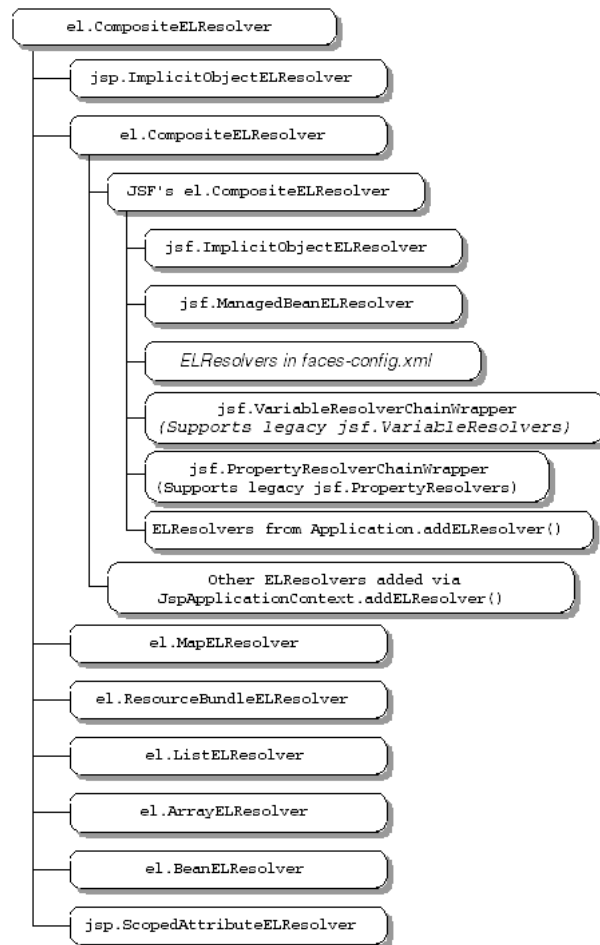
Handles all cases where `base == null`.

Provides a map for other identifiers by looking up its value as an attribute, according to the behavior of `PageContext.findAttribute(String)` on the `pageContext` object. For example:

`${product}`

This expression will look for the attribute named `product`, searching the page, request, session, and application scopes, and will return its value. If the attribute is not found, null is returned.

FIGURE 2-3 JSP Resolvers Hierarchy



JSP.2.10 Functions

The EL has qualified functions, reusing the notion of qualification from XML namespaces (and attributes), XSL functions, and JSP custom actions. Functions

are mapped to public static methods in Java classes. In JSP, the map is specified in the TLD.

Function mapping information is bound into the `ValueExpression` or `MethodExpression` at parse-time and is serialized along with the state of the expression. No function mapper needs to be provided at evaluation time.

JSP.2.10.1 Invocation Syntax

The full syntax is that of qualified n-ary functions:

```
ns:f(a1,a2, ..., an)
```

As with the rest of EL, this element can appear in attributes and directly in template text.

The prefix `ns` must match the prefix of a tag library that contains a function whose name and signature matches the function being invoked (`f`), or a translation error must occur. If the prefix is omitted, the tag library associated with the default namespace is used (this is only possible in JSP documents).

In the following standard syntax example, `func1` is associated with `some-taglib`:

```
<%@ taglib prefix="some" uri="http://acme.com/some-taglib" %>
  ${some:func1(true)}
```

In the following JSP document example, both `func2` and `func3` are associated with `default-taglib`:

```
<some:tag xmlns="http://acme.com/default-taglib"
  xmlns:some="http://acme.com/some-taglib"
  xmlns:jsp="http://java.sun.com/JSP/Page">
  <some:other value="${func2(true)}">
    ${func3(true)}
  </some:other>
</some:tag>
```

JSP.2.10.2 Tag Library Descriptor Information

Each tag library may include zero or more n-ary (static) functions. The Tag Library Descriptor (TLD) associated with a tag library lists the functions.

Each such function is given a name (as seen in the EL), and a static method in a specific class that will implement the function. The class specified in the TLD must be a public class, and must be specified using a fully-qualified class name

(including packages). The specified method must be a public static method in the specified class, and must be specified using a fully-qualified return type followed by the method name, followed by the fully-qualified argument types in parenthesis, separated by commas (see the XML Schema in Appendix , “Tag Library Descriptor Formats” for a full description of this syntax). Failure to satisfy these requirements shall result in a translation-time error.

A tag library can have only one function element in the same tag library with the same value for their name element. If two functions have the same name, a translation-time error shall be generated.

Reference the function element in Section JSP.C.1, “XML Schema for TLD, JSP 2.1” for how to specify a function in the TLD.

JSP.2.10.3 Example

The following TLD fragment describes a function with name `nickname` that is intended to fetch the nickname of the user:

```
<taglib>
...
  <function>
    <name>nickname</name>
    <function-class>mypkg.MyFunctions</function-class>
    <function-signature>
      java.lang.String nickName(java.lang.String)
    </function-signature>
  </function>
</taglib>
```

The following EL fragment shows the invocation of the function:

```
<h2>Dear ${my:nickname(user)}</h2>
```

JSP.2.10.4 Semantics

- If the function has no prefix, the default namespace is used. If the function has a prefix, assume the namespace as that associated with the prefix.

Let `ns` be the namespace associated with the function, and `f` be the name of the function.

- Locate the TLD associated with `ns`. If none can be found, this shall be a translation-time error.

- Locate the function element with a name subelement with value *f* in that TLD. If none can be found, this shall be a translation-time error.
- Locate the public class with name equal to the value of the function-class element. Locate the public static method with name and signature equal to the value of the function-signature element. If any of these don't exist, a translation-time error shall occur..
- Evaluate each argument to the corresponding type indicated in the signature
- Evaluate the public static Java method. The resulting value is the value returned by the method evaluation, or null if the Java method is declared to return void. If an exception is thrown during the method evaluation, the exception must be wrapped in an `ELEException` and the `ELEException` must be thrown.

CHAPTER JSP.3

JSP Configuration

This chapter describes the JSP configuration information, which is specified in the Web Application Deployment Descriptor in `WEB-INF/web.xml`. As of Servlet 2.4, the Web Application Deployment Descriptor is defined using XML Schema, and imports the elements described in (PENDING) Section JSP.B.3, “XML Schema for JSP 2.0 Deployment Descriptor”. See that section for the details on how to specify JSP configuration information in a Web Application.

JSP.3.1 JSP Configuration Information in `web.xml`

A Web Application can include general JSP configuration information in its `web.xml` file that is to be used by the JSP container. The information is described through the `jsp-config` element and its subelements.

The `jsp-config` element is a subelement of `web-app` that is used to provide global configuration information for the JSP files in a Web Application. A `jsp-config` has two subelements: `taglib` and `jsp-property-group`, defining the `taglib` mapping and groups of JSP files respectively.

JSP.3.2 Taglib Map

The `web.xml` file can include an explicit `taglib` map between URIs and TLD resource paths described using `taglib` elements in the Web Application Deployment descriptor.

The `taglib` element is a subelement of `jsp-config` that can be used to provide information on a tag library that is used by a JSP page within the Web Application. The `taglib` element has two subelements: `taglib-uri` and `taglib-location`.

A `taglib-uri` element describes a URI identifying a tag library used in the web application. The body of the `taglib-uri` element may be either an absolute URI specification, or a relative URI as in Section JSP.1.2.1, “Relative URL Specifications”. There should be no entries in `web.xml` with the same `taglib-uri` value.

A `taglib-location` element contains a resource location (as indicated in Section JSP.1.2.1, “Relative URL Specifications”) of the Tag Library Description File for the tag library.

JSP.3.3 JSP Property Groups

A JSP property group is a collection of properties that apply to a set of files that represent JSP pages. These properties are defined in one or more `jsp-property-group` elements in the Web Application deployment descriptor.

Most properties defined in a JSP property group apply to an entire translation unit, that is, the requested JSP file that is matched by its URL pattern and all the files it includes via the `include` directive. The exception is the `page-encoding` and `ix-xml` property, which applies separately to each JSP file matched by its URL pattern.

The applicability of a JSP property group is defined through one or more URL patterns. URL patterns use the same syntax as defined in Chapter SRV.11 of the Servlet 2.5 specification, but are bound at translation time. All the properties in the group apply to the resources in the Web Application that match any of the URL patterns. There is an implicit property: that of being a JSP file. JSP Property Groups do not affect tag files.

If a resource matches a URL pattern in both a `<servlet-mapping>` and a `<jsp-property-group>`, the pattern that is most specific applies (following the same rules as in the Servlet specification). If the URL patterns are identical, the `<jsp-property-group>` takes precedence over the `<servlet-mapping>`. If at least one `<jsp-property-group>` contains the most specific matching URL pattern, the resource is considered to be a JSP file, and the properties in that `<jsp-property-group>` apply. In addition, if a resource is considered to be a JSP file, all `include-prepare` and `include-coda` properties apply from all the `<jsp-property-group>` elements with matching URL patterns (see Section JSP.3.3.5).

JSP.3.3.1 JSP Property Groups

A `jsp-property-group` is a subelement of `jsp-config`. The properties that can currently be described in a `jsp-property-group` include:

- Indicate that a resource is a JSP file (implicit).
- Control disabling of EL evaluation.
- Control disabling of Scripting elements.
- Indicate page Encoding information.
- Prelude and Coda automatic includes.
- Indicate that a resource is a JSP document.
- Indicate that the deferred syntax (initiated by the character sequence #()) is allowed as a String literal.
- Control handling of whitespaces in template text.
- Indicate response ContentType information.
- Indicate response buffer size.
- Control handling of undeclared namespaces in a JSP page.

JSP.3.3.2 Deactivating EL Evaluation

Since the syntactic pattern `${expr}` was not reserved in the JSP specifications before JSP 2.0, and the syntactic pattern `#{expr}` was not reserved before JSP 2.1, there may be situations where such patterns appear but the intention is not to activate EL expression evaluation but rather to pass through the pattern verbatim. To address this, the EL evaluation machinery can be deactivated as indicated in this section.

Each JSP page has a default setting as to whether to ignore EL expressions. When ignored, the expression is passed through verbatim. The default setting does not apply to tag files, which always default to evaluating expressions.

The default mode for JSP pages in a Web Application delivered using a `web.xml` using the Servlet 2.3 or earlier format is to ignore EL expressions; this provides for backward compatibility.

The default mode for JSP pages in a Web Application delivered using a `web.xml` using the Servlet 2.4 format is to evaluate EL expressions with the `${ }` syntax. Expressions using the `#{ }` are evaluated starting with JSP 2.1. See Section , “Backwards Compatibility with JSP 2.0” for more details on the evaluation of `#{ }` expressions.

The default mode can be explicitly changed by setting the value of the `el-ignored` element. The `el-ignored` element is a subelement of `jsp-property-group` (see

Section JSP.3.3.1, “JSP Property Groups”). It has no subelements. Its valid values are true and false.

For example, the following web.xml fragment defines a group that deactivates EL evaluation for all JSP pages delivered using the .jsp extension:

```
<jsp-property-group>
  <url-pattern>*.jsp</url-pattern>
  <el-ignored>>true</el-ignored>
</jsp-property-group>
```

Page authors can override the default mode through the isELIgnored attribute of the page directive. For tag files, there is no default, but the isELIgnored attribute of the tag directive can be used to control the EL evaluation settings.

Table JSP.3-1 summarizes the EL evaluation settings for JSP pages, and their meanings:

Table JSP.3-1 *EL Evaluation Settings for JSP Pages*

JSP Configuration <el-ignored>	Page Directive isELIgnored	EL Encountered
unspecified	unspecified	Ignored if <= 2.3 web.xml Evaluated otherwise.
false	unspecified	Evaluated
true	unspecified	Ignored
don't care	false	Evaluated
don't care	true	Ignored

Table JSP.3-2 summarizes the EL evaluation settings for tag files, and their meanings:

Table JSP.3-2 *EL Evaluation Settings for Tag Files*

Tag Directive isELIgnored	EL Encountered
unspecified	Evaluated
false	Evaluated
true	Ignored

The EL evaluation setting for a translation unit also affects whether the `\$` and `\#` quote sequences are enabled for template text and attribute values in a JSP page, document, or tag file. When EL evaluation is disabled, `\$` and `\#` will not be recognized as quotes, whereas when EL evaluation is enabled, `\$` and `\#` will be recognized as quotes for `$` and `#` respectively. See Section JSP.1.6, “Quoting and Escape Conventions” and Section JSP.6.2.2, “Overview of Syntax of JSP Documents” for details.

JSP.3.3.3 Disabling Scripting Elements

With the addition of the EL, some JSP page authors, or page authoring groups, may want to follow a methodology where scripting elements are not allowed. Previous versions of JSP enabled this through the notion of a `TagLibraryValidator` that would verify that the elements are not present. JSP 2.0 makes this slightly easier through a JSP configuration element.

The `scripting-invalid` element is a subelement of `jsp-property-group` (see 3.3.1). It has no subelements. Its valid values are `true` and `false`. Scripting is enabled by default. Disabling scripting elements can be done by setting the `scripting-invalid` element to `true` in the JSP configuration.

For example, the following `web.xml` fragment defines a group that disables scripting elements for all JSP pages delivered using the `.jsp` extension:

```
<jsp-property-group>
  <url-pattern>*.jsp</url-pattern>
  <scripting-invalid>true</scripting-invalid>
</jsp-property-group>
```

Table JSP.3-3 summarizes the scripting settings and their meanings:

Table JSP.3-3 *Scripting Settings*

JSP Configuration <scripting-invalid>	Scripting Encountered
unspecified	Valid
false	Valid
true	Translation Error

JSP.3.3.4 **Declaring Page Encodings**

The JSP configuration element `page-encoding` can be used to easily set the `pageEncoding` property of a group of JSP pages defined using the `jsp-property-group` element. This is only needed for pages in standard syntax, since for documents in XML syntax the page encoding is determined as described in section 4.3.3 and appendix F.1 of the XML specification.

The `page-encoding` element is a subelement of `jsp-property-group` (see 3.3.1). It has no subelements. Its valid values are those of the `pageEncoding` page directive. It is a translation-time error to name different encodings in the `pageEncoding` attribute of the page directive of a JSP page and in a JSP configuration element matching the page. It is also a translation-time error to name different encodings in the prolog / text declaration of the document in XML syntax and in a JSP configuration element matching the document. It is legal to name the same encoding through multiple mechanisms.

For example, the following `web.xml` fragment defines a group that explicitly assigns `Shift_JIS` to all JSP pages and included JSP segments in the `/ja` subdirectory of the web application:

```
<jsp-property-group>
  <url-pattern>/ja/*</url-pattern>
  <page-encoding>Shift_JIS</page-encoding>
</jsp-property-group>
```


JSP.3.3.5 Defining Implicit Includes

The `include-prelude` element is an optional subelement of `jsp-property-group`. It has no subelements. Its value is a context-relative path that must correspond to an element in the Web Application. When the element is present, the given path will be automatically included (as in an `include` directive) at the beginning of the JSP page in the `jsp-property-group`. When there are more than one `include-prelude` element in a group, they are to be included in the order they appear. When more than one `jsp-property-group` applies to a JSP page, the corresponding `include-prelude` elements will be processed in the same order as they appear in the JSP configuration section of `web.xml`.

The `include-coda` element is an optional subelement of `jsp-property-group`. It has no subelements. Its value is a context-relative path that must correspond to an element in the Web Application. When the element is present, the given path will be automatically included (as in an `include` directive) at the end of the JSP page in the `jsp-property-group`. When there are more than one `include-coda` element in a group, they are to be included in the order they appear. When more than one `jsp-property-group` applies to a JSP page, the corresponding `include-coda` elements will be processed in the same order as they appear in the JSP configuration section of `web.xml`. Note that these semantics are in contrast to the way `url-patterns` are matched for other configuration elements.

Preludes and codas follow the same rules as statically included JSP segments. In particular, start tags and end tags must appear in the same file (see Section JSP.1.3.3, “Start and End Tags”).

For example, the following `web.xml` fragment defines two groups. Together they indicate that everything in directory `/two/` have `/WEB-INF/jspf/prelude1.jspf` and `/WEB-INF/jspf/prelude2.jspf` at the beginning and `/WEB-INF/jspf/coda1.jspf` and `/WEB-INF/jspf/coda2.jspf` at the end, in that order, while other `.jsp` files only have `/WEB-INF/jspf/prelude1.jspf` at the beginning and `/WEB-INF/jspf/coda1.jspf` at the end.

```
<jsp-property-group>
  <url-pattern>*.jsp</url-pattern>
  <include-prelude>/WEB-INF/jspf/prelude1.jspf</include-prelude>
  <include-coda>/WEB-INF/jspf/coda1.jspf</include-coda>
</jsp-property-group>
```

```

<jsp-property-group>
  <url-pattern>/two/*</url-pattern>
  <include-prelude>/WEB-INF/jspf/prelude2.jspf</include-prelude>
  <include-coda>/WEB-INF/jspf/coda2.jspf</include-coda>
</jsp-property-group>

```

JSP.3.3.6 Denoting XML Documents

The JSP configuration element `is-xml` can be used to denote that a group of files are JSP documents, and thus must be interpreted as XML documents.

The `is-xml` element is a subelement of `jsp-property-group` (see 3.3.1). It has no subelements. Its valid values are `true` and `false`. When `false`, the files in the associated property group are assumed to not be JSP documents, unless there is another property group that indicates otherwise. The files are still considered to be JSP pages due to the implicit property given by the `<jsp-property-group>` element.

For example, the following `web.xml` fragment defines two groups. The first one indicates that those files with extension `.jspx`, which is the default extension for JSP documents, are instead just plain JSP pages. The last group indicates that files with extension `.svg` are actually JSP documents (which most likely are generating SVG files).

```

<jsp-property-group>
  <url-pattern>*.jspx</url-pattern>
  <is-xml>false</is-xml>
</jsp-property-group>

<jsp-property-group>
  <url-pattern>*.svg</url-pattern>
  <is-xml>>true</is-xml>
</jsp-property-group>

```

JSP.3.3.7 Deferred Syntax (character sequence `#{`)

As of JSP 2.1, the character sequence `#{` is reserved for EL expressions. Consequently, a translation error occurs if the `#{` character sequence is used as a String literal (in template text of a JSP 2.1+ container or as an attribute value for a tag-library where `jsp-version` is 2.1+).

The `deferred-syntax-allowed-as-literal` element is a subelement of `jsp-property-group` (See Section JSP.3.3.1, “JSP Property Groups”). It has no subelements. Its valid values are `true` and `false`, and it is disabled (`false`) by default. Allowing the

character sequence `#{` when used as a String literal can be done by setting the `deferred-syntax-allowed-as-literal` element to `true` in the JSP configuration.

Page authors can override the default value through the `deferredSyntaxAllowedAsLiteral` attribute of the page directive (see Section JSP.1.10, “Directives”). See also “Backwards Compatibility with JSP 2.0” for more information.

JSP.3.3.8 Removing whitespaces from template text

Whitespaces in template text of a JSP page are preserved by default (See Section JSP.1.3.8, “White Space”). Unfortunately, this means that unwanted extraneous whitespaces often make it into the response output.

For example, the following code snippet (where `↵` represents the end-of-line character(s))

```
<%@ taglib prefix="c" uri="http://java.sun.com/jsp/jstl/core" %>↵
<%@ taglib prefix="x" uri="http://java.sun.com/jsp/jstl/xml" %>↵
Hello World!↵
```

would generate the following output:

```
↵
↵
Hello World!↵
```

For JSP pages (standard syntax), the JSP configuration element `trim-directive-whitespaces` can be used to indicate that template text containing only whitespaces must be removed from the response output. It has no effect on JSP documents (XML syntax). In the example above, the first `↵` represents template text that contains only whitespaces and would therefore be removed. `↵HelloWorld!↵` represents template text that does not contain only whitespaces and would therefore be preserved as-is.

```
↵
Hello World!↵
```

The `trim-directive-whitespaces` element is a subelement of `jsp-property-group` (See Section JSP.3.3.1, “JSP Property Groups”). It has no subelements. Its valid values are `true` and `false`, and it is disabled (`false`) by default. Enabling the trimming of whitespaces can be done by setting the `trim-directive-whitespaces` element to `true` in the JSP configuration.

Page authors can override the default value through the `trimDirective-Whitespaces` attribute of the `page` directive (see Section JSP.1.10, “Directives”).

JSP.3.3.9 Declaring Default Content Type

The JSP configuration element `default-content-type` can be used to specify the default `contentType` property of a group of JSP pages defined using the `jsp-property-group` element.

The valid values for the `default-content-type` element are those of the `contentType` attribute of the `page` directive. It specifies the default response `contentType` if the `page` directive does not include a `contentType` attribute.

JSP.3.3.10 Setting Default Buffer Size

The JSP configuration element `buffer` can be used to specify the default buffering model for the initial `out JspWriter` for a group of JSP pages defined using the `jsp-property-group` element.

The valid values for the `buffer` element are those of the `buffer` attribute of the `page` directive. It can be used to specify if buffering should be used for the output to `Response`, and if so, the size of the buffer to use.

JSP.3.3.11 Raising Errors for Undeclared Namespaces

The default behavior when a tag with unknown namespace is used in a JSP page is to silently ignore it. For most page authors, this is often a source of errors. To make the mistakes obvious, this JSP configuration element can be used to force an error when an unknown namespace is used in a JSP page, as is already the case for JSP documents (XML syntax).

The `error-on-undeclared-namespace` element is a subelement of `jsp-property-group`. It has no subelements. Its valid values are `true` and `false`, with `false` being the default.

If it is set to `true`, then an error must be raised during the translation time, when an undeclared tag is used in a JSP page.

Internationalization Issues

This chapter describes requirements for internationalization with JavaServer Pages.

The JSP specification by itself does not provide a complete platform for internationalization. It is complemented by functionality provided by the underlying Java Standard Edition platform, the Servlet APIs, and by tag libraries such as the JSP Standard Tag Library (JSTL) with its collection of internationalization and formatting actions. For complete information, see the respective specifications.

Primarily, this specification addresses the issues of character encodings.

The Java programming language represents characters internally using the Unicode character encoding, which provides support for most languages. As of J2SE 1.4, the Unicode 3.0 character set is supported. For storage and transmission over networks, however, many other character encodings are used. The J2SE platform therefore also supports character conversion to and from other character encodings. Any Java runtime must support the Unicode transformations UTF-8, UTF-16BE, and UTF-16LE as well as the ISO-8859-1 (Latin-1) character encoding, but most implementations support many more. The character encodings supported by Sun's Java 2 Runtime Environment version 1.3 and version 1.4 respectively are described at:

<http://java.sun.com/j2se/1.3/docs/guide/intl/encoding.doc.html>

<http://java.sun.com/j2se/1.4/docs/guide/intl/encoding.doc.html>

In JSP pages and in JSP configuration elements, character encodings are named using the names defined in the IANA charset registry:

<http://www.iana.org/assignments/character-sets>

JSP.4.1 Page Character Encoding

The page character encoding is the character encoding in which the JSP page or tag file itself is encoded. The character encoding is determined for each file separately, even if one file includes another using the include directive (Section JSP.1.10.3, “The include Directive”). A detailed algorithm for determining the page character encoding of a JSP page or tag file can be found in Appendix JSP.D, “Page Encoding Detection”.

JSP.4.1.1 Standard Syntax

For JSP pages in standard syntax, the page character encoding is determined from the following sources:

- A byte order mark (BOM)
- A JSP configuration element page-encoding value whose URL pattern matches the page.
- The pageEncoding attribute of the page directive of the page. It is a translation-time error to name different encodings in the pageEncoding attribute of the page directive of a JSP page and in a JSP configuration element whose URL pattern matches the page.
- The charset value of the contentType attribute of the page directive. This is used to determine the page character encoding if neither a JSP configuration element page-encoding nor the pageEncoding attribute are provided.
- If none of the above is provided, ISO-8859-1 is used as the default character encoding.

For tag files in standard syntax, the page character encoding is determined from a BOM or the pageEncoding attribute of the tag directive of the tag file (in this precedence order), or is ISO-8859-1 if neither is specified.

A BOM consists of the Unicode character code U+FEFF at the beginning of a data stream, where it is used to define the byte order and encoding form of unmarked plaintext files.

The exact byte representation of the BOM depends on the particular encoding of the text file, as follows:

Table JSP.4-1 *Byte representations of the BOM*

Bytes	Encoding Form
FE FF	UTF-16, big-endian
FF FE	UTF-16, little-endian
00 00 FE FF	UTF-32, big-endian
FF FE 00 00	UTF-32, little-endian
EF BB BF	UTF-8

The above byte sequences have been reserved to identify a BOM at the beginning of JSP pages in standard syntax, and will not appear in the page's output.

The `pageEncoding` and `contentType` attributes determine the page character encoding of only the file that physically contains them. Parsers are only required to take these attributes into consideration for character encoding detection if the directive appears at the beginning of the page or tag file and if the character encoding is an extension of ASCII, that is, if byte values 0 to 127 have the same meaning as in ASCII, at least until the attributes are found. For character encodings where this is not the case (including UTF-16 and EBCDIC-based encodings), the JSP configuration element `page-encoding` or a BOM should be used.

When using a BOM, it is legal to describe the character encoding in a JSP configuration element `page-encoding` or a `pageEncoding` attribute of the page directive of the page, as long as they are consistent.

JSP.4.1.2 XML Syntax

For JSP documents and tag files in XML syntax, the page character encoding is determined as described in section 4.3.3 and appendix F.1 of the XML specification.

For JSP documents in XML syntax, it is legal to also describe the character encoding in a JSP configuration element `page-encoding` or a `pageEncoding` attribute of the page directive of the document, as long as they are consistent. It is a translation-time error to name different encodings in two or more of the following: the XML prolog / text declaration of a JSP document, the `pageEncoding` attribute of the page directive of the JSP document, and in a JSP configuration element whose URL pattern matches the document.

Note that for tag files in XML syntax, it is illegal for the tag directive to include a `pageEncoding` attribute: the encoding is inferred solely by using the conventions for XML documents.

A JSP container must raise a translation-time error if an unsupported page character encoding is requested.

JSP.4.2 Response Character Encoding

The response character encoding is the character encoding of the response generated from a JSP page, if that response is in the form of text. It is primarily managed as the `javax.servlet.ServletResponse` object's `characterEncoding` property.

The JSP container determines an initial response character encoding along with the initial content type for a JSP page and calls `ServletResponse.setContentType()` with this information before processing the page. JSP pages can set initial content type and initial response character encoding using the `contentType` attribute of the page directive. The JSP configuration element `default-content-type` can also be used to set the default initial content type and default initial response character encoding of a group of JSP pages using the `jsp-property-group` element. See Section JSP.3.3.9, “Declaring Default Content Type”

The initial response content type is set to the `TYPE` value of the `contentType` attribute of the page directive. If the page doesn't provide this attribute, the initial content type is “text/html” for JSP pages in standard syntax and “text/xml” for JSP documents in XML syntax.

The initial response character encoding is set to the `CHARSET` value of the `contentType` attribute of the page directive. If the page doesn't provide this attribute or the attribute doesn't have a `CHARSET` value, the initial response character encoding is determined as follows:

- For documents in XML syntax, it is UTF-8.
- For JSP pages in standard syntax, it is the character encoding specified by the BOM, by the `pageEncoding` attribute of the page directive, or by a JSP configuration element `page-encoding` whose URL pattern matches the page. Only the character encoding specified for the requested page is used; the encodings of files included via the `include` directive are not taken into consideration. If there's no such specification, no initial response character encoding is passed to `ServletResponse.setContentType()` - the `ServletResponse` object's default, ISO-8859-1, is used.

After the initial response character encoding has been set, the JSP page's content can dynamically modify it by calling the `ServletResponse` object's `setCharacterEncoding` and `setLocale` methods directly or indirectly. A number of JSTL internationalization and formatting actions call `ServletResponse.setLocale()`, which may affect the response character encoding. See the Servlet and JSTL specifications for more information.

Note that the response character encoding can only be changed until the response is committed. Data is sent to the response stream on buffer flushes for buffered pages, or on encountering the first content (beware of whitespace) on unbuffered pages. Whitespace is notoriously tricky for JSP Pages in JSP syntax, but much more manageable for JSP Documents in XML syntax.

JSP.4.3 Request Character Encoding

The request character encoding is the character encoding in which parameters in an incoming request are interpreted. It is primarily managed as the `ServletRequest` object's `characterEncoding` property.

The JSP specification doesn't provide functionality to handle the request character encoding directly. To control the request character encoding from JSP pages without embedded Java code, the JSTL `<fmt:requestEncoding>` can be used.

JSP.4.4 XML View Character Encoding

The XML view character encoding is the character encoding used for externalizing the XML view of a JSP page or tag file.

The XML view character encoding is always UTF-8.

JSP.4.5 Delivering Localized Content

The JSP specification does not mandate any specific approach for structuring localized content, and different approaches are possible. Two common approaches are to use a template taglib and pull localized strings from a resource repository, or to use-per-locale JSP pages. Each approach has benefits and drawbacks. The JSTL internationalization and formatting actions provide support for retrieving localized content from resource bundles and thus support the first approach. Some users have been using transformations on JSP documents to do simple replacement of elements

by localized strings, thus maintaining JSP syntax with no performance cost at runtime. Combinations of these approaches also make sense.

CHAPTER JSP.5

Standard Actions

This chapter describes the standard actions of JavaServer Pages 2.2 (JSP 2.2). Standard actions are represented using XML elements with a prefix of `jsp` (though that prefix can be redefined in the XML syntax). A translation error will result if the JSP prefix is used for an element that is not a standard action.

JSP.5.1 `<jsp:useBean>`

A `jsp:useBean` action associates an instance of a Java programming language object defined within a given `scope` and available with a given `id` with a newly declared scripting variable of the same `id`.

When a `<jsp:useBean>` action is used in an scriptless page, or in an scriptless context (as in the body of an action so indicated), there are no Java scripting variables created but instead an EL variable is created.

The `jsp:useBean` action is quite flexible; its exact semantics depends on the attributes given. The basic semantic tries to find an existing object using `id` and `scope`. If the object is not found it will attempt to create the object using the other attributes.

It is also possible to use this action to give a local name to an object defined elsewhere, as in another JSP page or in a servlet. This can be done by using the `type` attribute and not providing `class` or `beanName` attributes.

At least one of `type` and `class` must be present, and it is not valid to provide both `class` and `beanName`. If `type` and `class` are present, `class` must be assignable to `type` (in the Java platform sense). For it not to be assignable is a translation-time error.

The attribute `beanName` specifies the name of a Bean, as specified in the JavaBeans specification. It is used as an argument to the `instantiate` method in the `java.beans.Beans` class. It must be of the form `a.b.c`, which may be either a class,

or the name of a resource of the form `a/b/c.ser` that will be resolved in the current `ClassLoader`. If this is not true, a request-time exception, as indicated in the semantics of the `instantiate` method will be raised. The value of this attribute can be a request-time attribute expression.

The id Attribute

The `id="name"` attribute/value tuple in a `jsp:useBean` action has special meaning to a JSP container, at page translation time and at client request processing time. In particular:

- the name must be unique within the translation unit, and identifies the particular element in which it appears to the JSP container and page.

Duplicate `id`'s found in the same translation unit shall result in a fatal translation error.

- The JSP container will associate an object (a `JavaBean` component) with the named value and accessed via that name in various contexts through the page-context object described later in this specification.

The name is also used to expose a variable (name) in the page's scripting language environment. The scope of the scripting language variable is dependent upon the scoping rules and capabilities of the scripting language used in the page.

Note that this implies the name value syntax must comply with the variable naming syntax rules of the scripting language used in the page. Chapter JSP.9, "Scripting" provides details for the case where the language attribute is `java`.

An example of the scope rules just mentioned is shown next:

```
<% { // introduce a new block %>
...
  <jsp:useBean id="customer" class="com.myco.Customer" />

  <%
  /*
   * the tag above creates or obtains the Customer Bean
   * reference, associates it with the name "customer" in the
   * PageContext, and declares a Java programming language
   * variable of the same name initialized to the object reference
   * in this block's scope.
   */
  %>
  ...
  <%= customer.getName(); %>
  ...
<% } // close the block %>

<%
// the variable customer is out of scope now but
// the object is still valid (and accessible via pageContext)
%>
```

The scope Attribute

The `scope="page|request|session|application"` attribute/value tuple is associated with, and modifies the behavior of the `id` attribute described above (it has both translation time and client request processing time semantics). In particular it describes the namespace, the implicit lifecycle of the object reference associated with the name, and the APIs used to access this association. For all scopes, it is illegal to change the instance object so associated, such that its new runtime type is a subset of the type(s) of the object previously so associated. See Section JSP.1.8.2, "Objects and Scopes" for details on the available scopes.

Semantics

The actions performed in a `jsp:useBean` action are:

1. An attempt to locate an object based on the attribute values `id` and `scope`. For **application** and **session** scope, the inspection is done synchronized per scope namespace to avoid non-deterministic behavior.

2. A scripting language variable of the specified type (if given) or class (if type is not given) is defined with the given id in the current lexical scope of the scripting language. The type attribute should be used to specify a Java type that cannot be instantiated as a `JavaBean` (i.e. a Java type that is an abstract class, interface, or a class with no public no-args constructor). If the class attribute is used for a Java type that cannot be instantiated as a `JavaBean`, the container may consider the page invalid, and is recommended to (but not required to) produce a fatal translation error at translation time, or a `java.lang.InstantiationException` at request time. Similarly, if either type or class specify a type that can not be found, the container may consider the page invalid, and is recommended to (but not required to) produce a fatal translation error at translation time, or a `java.lang.ClassNotFoundException` at request time.
3. If the object is found, the variable's value is initialized with a reference to the located object, cast to the specified type. If the cast fails, a `java.lang.ClassCastException` shall occur. This completes the processing of this `jsp:useBean` action.
4. If the `jsp:useBean` action had a non-empty body it is ignored. This completes the processing of this `jsp:useBean` action.
5. If the object is not found in the specified scope and neither class nor `beanName` are given, a `java.lang.InstantiationException` shall occur. This completes the processing of this `jsp:useBean` action.
6. If the object is not found in the specified scope, and the class specified names a non-abstract class that defines a public no-args constructor, then the class is instantiated. The new object reference is associated with the scripting variable and with the specified name in the specified scope using the appropriate scope dependent association mechanism (see `PageContext`). After this, step 8 is performed.

If the object is not found, and the class is either abstract, an interface, or no public no-args constructor is defined therein, then a `java.lang.InstantiationException` shall occur. This completes the processing of this `jsp:useBean` action.
7. If the object is not found in the specified scope; and `beanName` is given, then the method `instantiate` of `java.beans.Beans` will be invoked with the `ClassLoader` of the servlet object and the `beanName` as arguments. If the method succeeds, the new object reference is associated the with the scripting variable and with the specified name in the specified scope using the appropriate scope dependent association mechanism (see `PageContext`). After this, step 8 is performed.
8. If the `jsp:useBean` action has a non-empty body, the body is processed. The variable is initialized and available within the scope of the body. The text of

the body is treated as elsewhere. Any template text will be passed through to the out stream. Scriptlets and action tags will be evaluated.

A common use of a non-empty body is to complete initializing the created instance. In that case the body will likely contain `jsp:setProperty` actions and scriptlets that are evaluated. This completes the processing of this `useBean` action.

Examples

In the following example, a Bean with name `connection` of type `com.myco.myapp.Connection` is available after actions on this element, either because it was already created and found, or because it is newly created.

```
<jsp:useBean id="connection" class="com.myco.myapp.Connection" />
```

In the next example, the `timeout` property is set to 33 if the Bean was instantiated.

```
<jsp:useBean id="connection" class="com.myco.myapp.Connection">  
  <jsp:setProperty name="connection" property="timeout" value="33">  
</jsp:useBean>
```

In the final example, the object should have been present in the session. If so, it is given the local name `wombat` with `WombatType`. A `ClassCastException` may be raised if the object is of the wrong class, and an `InstantiationException` may be raised if the object is not defined.

```
<jsp:useBean id="wombat" type="my.WombatType" scope="session"/>
```

Syntax

This action may or not have a body. If the action has no body, it is of the form:

```
<jsp:useBean id="name" scope="page|request|session|application" typeSpec />
```

```
typeSpec ::= class="className" |  
             class="className" type="typeName" |  
             type="typeName" class="className" |  
             beanName="beanName" type="typeName" |  
             type="typeName" beanName="beanName" |  
             type="typeName"
```

If the action has a body, it is of the form:

```
<jsp:useBean id="name" scope="page|request|session|application" typeSpec >
  body
</jsp:useBean>
```

In this case, the body will be invoked if the Bean denoted by the action is created. Typically, the body will contain either scriptlets or `jsp:setProperty` tags that will be used to modify the newly created object, but the contents of the body are not restricted.

The `<jsp:useBean>` tag has the following attributes:

Table JSP.5-1 *jsp:useBean Attributes*

id	The name used to identify the object instance in the specified scope's namespace, and also the scripting variable name declared and initialized with that object reference. The name specified is case sensitive and shall conform to the current scripting language variable-naming conventions.
scope	The scope within which the reference is available. The default value is page. See the description of the scope attribute defined earlier herein. A translation error must occur if scope is not one of "page", "request", "session" or "application".
class	The fully qualified name of the class that defines the implementation of the object. The class name is case sensitive. If the class and beanName attributes are not specified the object must be present in the given scope.
beanName	The name of a bean, as expected by the instantiate method of the <code>java.beans.Beans</code> class. This attribute can accept a request-time attribute expression as a value.

Table JSP.5-1 *jsp:useBean Attributes*

type	<p>If specified, it defines the type of the scripting variable defined.</p> <p>This allows the type of the scripting variable to be distinct from, but related to, the type of the implementation class specified.</p> <p>The type is required to be either the class itself, a superclass of the class, or an interface implemented by the class specified.</p> <p>The object referenced is required to be of this type, otherwise a <code>java.lang.ClassCastException</code> shall occur at request time when the assignment of the object referenced to the scripting variable is attempted.</p> <p>If unspecified, the value is the same as the value of the class attribute.</p>
------	--

JSP.5.2 `<jsp:setProperty>`

The `jsp:setProperty` action sets the values of properties in a bean. The name attribute that denotes the bean must be defined before this action appears.

There are two variants of the `jsp:setProperty` action. Both variants set the values of one or more properties in the bean based on the type of the properties. The usual bean introspection is done to discover what properties are present, and, for each, its name, whether it is simple or indexed, its type, and the setter and getter methods. Introspection also indicates if a given property type has a `PropertyEditor` class.

Properties in a Bean can be set from one or more parameters in the request object, from a `String` constant, or from a computed request-time expression. Simple and indexed properties can be set using `jsp:setProperty`.

When assigning from a parameter in the request object, the conversions described in Section JSP.1.14.2.1, “Conversions from `String` values” are applied, using the target property to determine the target type.

When assigning from a value given as a `String` constant, the conversions described in Section JSP.1.14.2.1, “Conversions from `String` values” are applied, using the target property to determine the target type.

When assigning from a value given as a request-time attribute, no type conversions are applied if a scripting expression is used, as indicated in Section JSP.1.14.2.2, “Conversions from request-time expressions”. If an EL

expression is used, the type conversions described in Section 1.16 “Type Conversion” of the EL specification document are performed.

When assigning values to indexed properties the value must be an array; the rules described in the previous paragraph apply to the actions.

A conversion failure leads to an error, whether at translation time or request-time.

Examples

The following two actions set a value from the request parameter values.

```
<jsp:setProperty name="request" property="*" />
<jsp:setProperty name="user" property="user" param="username" />
```

The following two elements set a property from a value

```
<jsp:setProperty name="results" property="col" value="${i mod 4}"/>
<jsp:setProperty name="results" property="row" value="<%= i/4 %>" />
```

Syntax

```
<jsp:setProperty name="beanName" prop_expr />
```

```
prop_expr ::=
    property="*" |
    property="propertyName"|
    property="propertyName" param="parameterName"|
    property="propertyName" value="propertyValue"
```

propertyValue ::= string

The value *propertyValue* can also be a request-time attribute value, as described in Section JSP.1.14.1, “Request Time Attribute Values”.

propertyValue ::= expr_scriptlet¹

¹ See syntax for expression scriptlet <%= ... %>

The `<jsp:setProperty>` action has the following attributes:

Table JSP.5-2 *jsp:setProperty Attributes*

name	The name of a bean instance defined by a <code><jsp:useBean></code> action or some other action. The bean instance must contain the property to be set. The defining action must appear before the <code><jsp:setProperty></code> action in the same file.
property	The name of the property whose value will be set. If <code>propertyName</code> is set to <code>*</code> then the tag will iterate over the current <code>ServletRequest</code> parameters, matching parameter names and value type(s) to property names and setter method type(s), setting each matched property to the value of the matching parameter. If a parameter has a value of <code>""</code> , the corresponding property is not modified.
param	The name of the request parameter whose value is given to a bean property. The name of the request parameter usually comes from a web form. If <code>param</code> is omitted, the request parameter name is assumed to be the same as the bean property name. If the <code>param</code> is not set in the Request object, or if it has the value of <code>""</code> , the <code>jsp:setProperty</code> action has no effect (a noop). An action may not have both <code>param</code> and <code>value</code> attributes.
value	The value to assign to the given property. This attribute can accept a request-time attribute expression as a value. An action may not have both <code>param</code> and <code>value</code> attributes.

JSP.5.3 `<jsp:getProperty>`

The `<jsp:getProperty>` action places the value of a bean instance property, converted to a `String`, into the implicit out object, from which the value can be displayed as output. The bean instance must be defined as indicated in the `name` attribute before this point in the page (usually via a `jsp:useBean` action).

The conversion to `String` is done as in the `println` methods, i.e. the `toString` method of the object is used for `Object` instances, and the primitive types are converted directly.

If the object is not found, a request-time exception is raised.

The value of the name attribute in `jsp:setProperty` and `jsp:getProperty` will refer to an object that is obtained from the `pageContext` object through its `findAttribute` method.

The object named by the name must have been “introduced” to the JSP processor using either the `jsp:useBean` action or a custom action with an associated `VariableInfo` entry for this name. If the object was not introduced in this manner, the container implementation is recommended (but not required) to raise a translation error, since the page implementation is in violation of the specification.

Note – A consequence of the previous paragraph is that objects that are stored in, say, the session by a front component are not automatically visible to `jsp:setProperty` and `jsp:getProperty` actions in that page unless a `jsp:useBean` action, or some other action, makes them visible.

If the JSP processor can ascertain that there is an alternate way guaranteed to access the same object, it can use that information. For example it may use a scripting variable, but it must guarantee that no intervening code has invalidated the copy held by the scripting variable. The truth is always the value held by the `pageContext` object.

Examples

```
<jsp:getProperty name="user" property="name" />
```

Syntax

```
<jsp:getProperty name="name" property="propertyName" />
```

The attributes are:

Table JSP.5-3 *jsp:getProperty Attributes*

name	The name of the object instance from which the property is obtained.
property	Names the property to get.

JSP.5.4 `<jsp:include>`

A `<jsp:include .../>` action provides for the inclusion of static and dynamic resources in the same context as the current page. See Table JSP.1-10 for a summary of include facilities.

Inclusion is into the current value of out. The resource is specified using a `relativeURLspec` that is interpreted in the context of the web application (i.e. it is mapped).

The `page` attribute of both the `jsp:include` and the `jsp:forward` actions are interpreted relative to the current JSP page, while the `file` attribute in an include directive is interpreted relative to the current JSP file. See below for some examples of combinations of this.

An included page cannot change the response status code or set headers. This precludes invoking methods like `setCookie`. Attempts to invoke these methods will be ignored. The constraint is equivalent to the one imposed on the `include` method of the `RequestDispatcher` class.

A `jsp:include` action may have `jsp:param` subelements that can provide values for some parameters in the request to be used for the inclusion.

Request processing resumes in the calling JSP page, once the inclusion is completed.

The `flush` attribute controls flushing. If true, then, if the page output is buffered and the `flush` attribute is given a true value, then the buffer is flushed prior to the inclusion, otherwise the buffer is not flushed. The default value for the `flush` attribute is false.

Examples

```
<jsp:include page="/templates/copyright.html"/>
```

The above example is a simple inclusion of an object. The path is interpreted in the context of the Web Application. It is likely a static object, but it could be mapped into, for instance, a servlet via `web.xml`.

For an example of a more complex set of inclusions, consider the following four situations built using four JSP files: `A.jsp`, `C.jsp`, `dir/B.jsp` and `dir/C.jsp`:

- A.jsp says `<%@ include file="dir/B.jsp"%>` and dir/B.jsp says `<%@ include file="C.jsp"%>`. In this case the relative specification C.jsp resolves to dir/C.jsp.
- A.jsp says `<jsp:include page="dir/B.jsp"/>` and dir/B.jsp says `<jsp:include page="C.jsp" />`. In this case the relative specification C.jsp resolves to dir/C.jsp.
- A.jsp says `<jsp:include page="dir/B.jsp"/>` and dir/B.jsp says `<%@ include file="C.jsp" %>`. In this case the relative specification C.jsp resolves to dir/C.jsp.
- A.jsp says `<%@ include file="dir/B.jsp"%>` and dir/B.jsp says `<jsp:include page="C.jsp"/>`. In this case the relative specification C.jsp resolves to C.jsp.

Syntax

```
<jsp:include page="urlSpec" flush="true|false"/>
```

and

```
<jsp:include page="urlSpec" flush="true|false">
  { <jsp:param .... /> }*
</jsp:include>
```

The first syntax just does a request-time inclusion. In the second case, the values in the param subelements are used to augment the request for the purposes of the inclusion.

The valid attributes are:

Table JSP.5-4 *jsp:include Attributes*

page	The URL is a relative <i>urlSpec</i> as in Section JSP.1.2.1, “Relative URL Specifications”. Relative paths are interpreted relative to the current JSP page. Accepts a request-time attribute value (which must evaluate to a String that is a relative URL specification).
flush	Optional boolean attribute. If the value is true, the buffer is flushed now. The default value is false.

JSP.5.5 `<jsp:forward>`

A `<jsp:forward page="urlSpec" />` action allows the runtime dispatch of the current request to a static resource, a JSP page or a Java servlet class in the same context as the current page. A `jsp:forward` effectively terminates the execution of the current page. The relative `urlSpec` is as in Section JSP.1.2.1, "Relative URL Specifications".

The request object will be adjusted according to the value of the `page` attribute.

A `jsp:forward` action may have `jsp:param` subelements that can provide values for some parameters in the request to be used for the forwarding.

If the page output is buffered, the buffer is cleared prior to forwarding.

If the page output is buffered and the buffer was flushed, an attempt to forward the request will result in an `IllegalStateException`.

If the page output was unbuffered and anything has been written to it, an attempt to forward the request will result in an `IllegalStateException`.

Examples

The following action might be used to forward to a static page based on some dynamic condition.

```
<% String whereTo = "/templates/"+someValue; %>
<jsp:forward page='<%= whereTo %>' />
```

Syntax

```
<jsp:forward page="relativeURLspec" />
```

and

```
<jsp:forward page="urlSpec">
  { <jsp:param .... /> }*
</jsp:forward>
```

This tag allows the page author to cause the current request processing to be

affected by the specified attributes as follows:

Table JSP.5-5 *jsp:forward Attributes*

page	The URL is a relative urlSpec as in Section JSP.1.2.1, “Relative URL Specifications”. Relative paths are interpreted relative to the current JSP page. Accepts a request-time attribute value (which must evaluate to a String that is a relative URL specification).
------	--

JSP.5.6 <jsp:param>

The `jsp:param` element is used to provide key/value information. This element is used in the `jsp:include`, `jsp:forward`, and `jsp:params` elements. A translation error shall occur if the element is used elsewhere.

When doing `jsp:include` or `jsp:forward`, the included page or forwarded page will see the original request object, with the original parameters augmented with the new parameters, in the order of appearance, with new values taking precedence over existing values when applicable. The scope of the new parameters is the `jsp:include` or `jsp:forward` call; i.e. in the case of an `jsp:include` the new parameters (and values) will not apply after the include. This is the same behavior as in the `ServletRequest` `include` and `forward` methods (see Section 8.1.1 in the Servlet 2.4 specification).

For example, if the request has a parameter `A=foo` and a parameter `A=bar` is specified for forward, the forwarded request shall have `A=bar,foo`. Note that the new param has precedence.

The parameter names and values specified should be left unencoded by the page author. The JSP container must encode the parameter names and values using the character encoding from the request object when necessary. For example, if the container chooses to append the parameters to the URL in the dispatched request, both the names and values must be encoded as per the content type `application/x-www-form-urlencoded` in the HTML specification.

Syntax

```
<jsp:param name="name" value="value" />
```

This action has two mandatory attributes: `name` and `value`. `name` indicates the name of the parameter, and `value`, which may be a request-time expression, indicates its value.

JSP.5.7 <jsp:plugin>

The plugin action enables a JSP page author to generate HTML that contains the appropriate client browser dependent constructs (OBJECT or EMBED) that will result in the download of the Java Plugin software (if required) and subsequent execution of the Applet or JavaBeans component specified therein.

The `<jsp:plugin>` tag is replaced by either an `<object>` or `<embed>` tag, as appropriate for the requesting user agent, and emitted into the output stream of the response. The attributes of the `<jsp:plugin>` tag provide configuration data for the presentation of the element, as indicated in the table below.

The `<jsp:params>` action containing one or more `<jsp:param>` actions provides parameters to the Applet or JavaBeans component.

The `<jsp:fallback>` element indicates the content to be used by the client browser if the plugin cannot be started (either because OBJECT or EMBED is not supported by the client browser or due to some other problem). If the plugin can start but the Applet or JavaBeans component cannot be found or started, a plugin specific message will be presented to the user, most likely a popup window reporting a `ClassNotFoundException`.

The actual plugin code need not be bundled with the JSP container and a reference to Sun's plugin location can be used instead, although some vendors will choose to include the plugin for the benefit of their customers.

Examples

```
<jsp:plugin type="applet" code="Molecule.class" codebase="/html" >
  <jsp:params>
    <jsp:param
      name="molecule"
      value="molecules/benzene.mol"/>
  </jsp:params>
  <jsp:fallback>
    <p> unable to start plugin </p>
  </jsp:fallback>
</jsp:plugin>
```

Syntax

```

<jsp:plugin type="beanlapplet"
  code="objectCode"
  codebase="objectCodebase"
  { align="alignment"      }
  { archive="archiveList"  }
  { height="height"       }
  { hspace="hspace"       }
  { jreversion="jreversion"}
  { name="componentName"  }
  { vspace="vspace"       }
  { title="title"         }
  { width="width"         }
  { nspluginurl="url"     }
  { iepluginurl="url"     }
  { mayscript='true|false'} } >

  { <jsp:params>
    { <jsp:param name="paramName" value="paramValue" /> }+
  </jsp:params> }

  { <jsp:fallback> arbitrary_text </jsp:fallback> }
</jsp:plugin>

```

Table JSP.5-6 *jsp:plugin Attributes*

type	Identifies the type of the component; a bean, or an Applet.
code	As defined by HTML spec
codebase	As defined by HTML spec
align	As defined by HTML spec
archive	As defined by HTML spec
height	As defined by HTML spec. Accepts a run-time expression value.
hspace	As defined by HTML spec.
jreversion	Identifies the spec version number of the JRE the component requires in order to operate; the default is: 1.2
name	As defined by HTML spec

Table JSP.5-6 *jsp:plugin Attributes*

<code>vspace</code>	As defined by HTML spec
<code>title</code>	As defined by the HTML spec
<code>width</code>	As defined by HTML spec. Accepts a run-time expression value.
<code>nspluginurl</code>	URL where JRE plugin can be downloaded for Netscape Navigator, default is implementation defined.
<code>iepluginurl</code>	URL where JRE plugin can be downloaded for IE, default is implementation defined.
<code>mayscript</code>	As defined by HTML spec.

JSP.5.8 `<jsp:params>`

The `jsp:params` action is part of the `jsp:plugin` action and can only occur as a direct child of a `<jsp:plugin>` action. Using the `jsp:params` element in any other context shall result in a translation-time error.

The semantics and syntax of `jsp:params` are described in Section JSP.5.7.

JSP.5.9 `<jsp:fallback>`

The `jsp:fallback` action is part of the `jsp:plugin` action and can only occur as a direct child of a `<jsp:plugin>` element. Using the `jsp:fallback` element in any other context shall result in a translation-time error.

The semantics and syntax of `jsp:fallback` are described in Section JSP.5.7.

JSP.5.10 `<jsp:attribute>`

The `<jsp:attribute>` standard action has two uses. It allows the page author to define the value of an action attribute in the body of an XML element instead of in the value of an XML attribute. It also allows the page author to specify the attributes of the element being output, when used inside a `<jsp:element>` action. The action must only appear as a subelement of a standard or custom action. An attempt to use it otherwise must result in a translation error. For example, it cannot be used to specify the value of an attribute for XML elements that are template

text. For custom action invocations, JSP containers must support the use of `<jsp:attribute>` for both Classic and Simple Tag Handlers.

The behavior of the `<jsp:attribute>` standard action varies depending on the type of attribute being specified, as follows:

- A translation error must occur if `<jsp:attribute>` is used to define the value of an attribute of `<jsp:attribute>`.
- If the enclosing action is `<jsp:element>`, the value of the name attribute and the body of the action will be used as attribute name/value pairs in the dynamically constructed element. See Section JSP.5.14 for more details on `<jsp:element>`. Note that in this context, the attribute does not apply to the `<jsp:element>` action itself, but rather to the output of the element. That is, `<jsp:attribute>` cannot be used to specify the name attribute of the `<jsp:element>` action.
- For custom action attributes of type `javax.servlet.jsp.tagext.JspFragment`, the container must create a `JspFragment` out of the body of the `<jsp:attribute>` action and pass it to the tag handler. This applies for both Classic Tag Handlers and Simple Tag Handlers. A translation error must result if the body of the `<jsp:attribute>` action is not scriptless in this case.
- If the custom action accepts dynamic attributes (Section JSP.7.1.8, “Attributes With Dynamic Names”), and the name of the attribute is not one explicitly indicated for the tag, then the container will evaluate the body of `<jsp:attribute>` and assign the computed value to the attribute using the dynamic attribute machinery. Since the type of the attribute is unknown and the body of `<jsp:attribute>` evaluates to a `String`, the container must pass in an instance of `String`.
- For standard or custom action attributes that accept a request-time expression value, the Container must evaluate the body of the `<jsp:attribute>` action and use the result of this evaluation as the value of the attribute. The body of the attribute action can be any JSP content in this case. If the type of the attribute is not `String`, the standard type conversion rules are applied, as per Section JSP.1.14.2.1, “Conversions from String values”.
- For standard or custom action attributes that do not accept a request-time expression value, the Container must use the body of the `<jsp:attribute>` action as the value of the attribute. A translation error must result if the body of the `<jsp:attribute>` action contains anything but template text.

If the body of the `<jsp:attribute>` action is empty, it is the equivalent of specifying "" as the value of the attribute. Note that after being trimmed, non-empty bodies can result in a value of "" as well.

The `<jsp:attribute>` action accepts a `name` attribute, a `trim` attribute, and a `omit` attribute. The `name` attribute associates the action with one of the attributes the tag handler is declared to accept, or in the case of `<jsp:element>` it associates the action with one of the attributes in the element being output. The optional `trim` attribute determines whether the whitespace appearing at the beginning and at the end of the element body should be discarded or not. By default, the leading and trailing whitespace is discarded. The Container must trim at translation time only. The Container must not trim at runtime. For example, if a body contains a custom action that produces leading or trailing whitespace, that whitespace is preserved regardless of the value of the `trim` attribute. The optional `omit` attribute, when used with `<jsp:element>`, determines whether the attribute in the element being output should be omitted.

The following is an example of using the `<jsp:attribute>` standard action to define an attribute that is evaluated by the container prior to the custom action invocation. This example assumes the `name` attribute is declared with type `java.lang.String` in the TLD.

```
<mytag:highlight>
  <jsp:attribute name="text">
    Inline definition.
  </jsp:attribute>
</mytag:highlight>
```

The following is an example of using the `<jsp:attribute>` standard action within `<jsp:element>`, to define which attributes are to be output with that element:

```
<jsp:element name="firstname">
  <jsp:attribute name="name">Susan</jsp:attribute>
</jsp:element>
```

This would produce the following output:

```
<firstname name="Susan"/>
```

See Section JSP.1.3.10, "JSP Syntax Grammar" for the formal syntax definition of the `<jsp:attribute>` standard action.

The attributes are:

Table JSP.5-7 *Attributes for the <jsp:attribute> standard action*

name	<p>(required) If not being used with <jsp:element>, then if the action does not accept dynamic attributes, the name must match the name of an attribute for the action being invoked, as declared in the Tag Library Descriptor for a custom action, or as specified for a standard action, or a translation error will result. Except for when used with <jsp:element>, a translation error will result if both an XML element attribute and a <jsp:attribute> element are used to specify the value for the same attribute.</p> <p>The value of name can be a QName. If so, a translation error must occur if the prefix does not match that of the action it applies to, unless the action supports dynamic attributes, or unless the action is <jsp:element>.</p> <p>When used with <jsp:element>, this attribute specifies the name of the attribute to be included in the generated element.</p>
trim	<p>(optional) Valid values are true and false. If true, the whitespace, including spaces, carriage returns, line feeds, and tabs, that appears at the beginning and at the end of the body of the <jsp:attribute> action will be ignored by the JSP compiler. If false the whitespace is not ignored. Defaults to true.</p>
omit	<p>(optional) Valid values are true and false. If true, and when used with <jsp:element>, the attribute in the element being output is omitted. Ignored when used with a standard or custom action. Defaults to false.</p>

JSP.5.11 <jsp:body>

Normally, the body of a standard or custom action invocation is defined implicitly as the body of the XML element used to represent the invocation. The body of a standard or custom action can also be defined explicitly using the <jsp:body> standard action. This is required if one or more <jsp:attribute> elements appear in the body of the tag.

If one or more `<jsp:attribute>` elements appear in the body of a tag invocation but no `<jsp:body>` element appears or an empty `<jsp:body>` element appears, it is the equivalent of the tag having an empty body.

It is also legal to use the `<jsp:body>` standard action to supply bodies to standard actions, for any standard action that accepts a body (except for `<jsp:body>`, `<jsp:attribute>`, `<jsp:scriptlet>`, `<jsp:expression>`, and `<jsp:declaration>`).

The body standard action accepts no attributes.

JSP.5.12 `<jsp:invoke>`

The `<jsp:invoke>` standard action can only be used in tag files (see Chapter JSP.8, “Tag Files”), and must result in a translation error if used in a JSP. It takes the name of an attribute that is a fragment, and invokes the fragment, sending the output of the result to the `JspWriter`, or to a scoped attribute that can be examined and manipulated. If the fragment identified by the given name is null, `<jsp:invoke>` will behave as though a fragment was passed in that produces no output.

JSP.5.12.1 Basic Usage

The most basic usage of this standard action will invoke a fragment with the given name with no parameters. The fragment will be invoked using the `JspFragment.invoke` method, passing in null for the `Writer` parameter so that the results will be sent to the `JspWriter` of the `JspContext` associated with the `JspFragment`. The following is an example of such a basic fragment invocation:

```
<jsp:invoke fragment="frag1"/>
```

JSP.5.12.2 Storing Fragment Output

It is also possible to invoke the fragment and send the results to a scoped attribute for further examination and manipulation. This can be accomplished by specifying the `var` or `varReader` attribute in the action. In this usage, the fragment is invoked using the `JspFragment.invoke` method, but a custom `java.io.Writer` is passed in instead of null.

If `var` is specified, the container must ensure that a `java.lang.String` object is made available in a scoped attribute with the name specified by `var`. The `String`

must contain the content sent by the fragment to the `Writer` provided in the `Jsp-Fragment.invoke` call.

If `varReader` is specified, the container must ensure that a `java.io.Reader` object is constructed and is made available in a scoped attribute with the name specified by `varReader`. The `Reader` object can then be passed to a custom action for further processing. The `Reader` object must produce the content sent by the fragment to the provided `Writer`. The `Reader` must also be resettable. That is, if its `reset` method is called, the result of the invoked fragment must be able to be read again without re-executing the fragment.

An optional `scope` attribute indicates the scope of the resulting scoped variable.

The following is an example of using `var` or `varReader` and the `scope` attribute:

```
<jsp:invoke fragment="frag2" var="resultString" scope="session"/>
```

```
<jsp:invoke fragment="frag3" varReader="resultReader" scope="page"/>
```

JSP.5.12.3 Providing a Fragment Access to Variables

JSP fragments have access to the same page scope variables as the page or tag file in which they were defined (in addition to variables in the request, session, and application scopes). Tag files have access to a local page scope, separate from the page scope of the calling page. When a tag file invokes a fragment that appears in the calling page, the JSP container provides a way to synchronize variables between the local page scope in the tag file and the page scope of the calling page. For each variable that is to be synchronized, the tag file author must declare the variable with a scope of either `AT_BEGIN` or `NESTED`. The container must then generate code to synchronize the page scope values for the variable in the tag file with the page scope equivalent in the calling page or tag file. The details of how variables are synchronized can be found in Section JSP.8.9, “Variable Synchronization”.

The following is an example of a tag file providing a fragment access to a variable:

```
<%@ variable name-given="x" scope="NESTED" %>
...
<c:set var="x" value="1"/>
<jsp:invoke fragment="frag4"/>
```


A translation error shall result if the <jsp:invoke> action contains a non-empty body.

See Section JSP.1.3.10, “JSP Syntax Grammar” for the formal syntax definition of the <jsp:invoke> standard action.

The attributes are:

Table JSP.5-8 *Attributes for the <jsp:invoke> standard action*

fragment	(required) The name used to identify this fragment during this tag invocation.
var	(optional) The name of a scoped attribute to store the result of the fragment invocation in, as a java.lang.String object. A translation error must occur if both var and varReader are specified. If neither var nor varReader are specified, the result of the fragment goes directly to the JspWriter, as described above.
varReader	(optional) The name of a scoped attribute to store the result of the fragment invocation in, as a java.io.Reader object. A translation error must occur if both var and varReader are specified. If neither var nor varReader is specified, the result of the fragment invocation goes directly to the JspWriter, as described above.
scope	(optional) The scope in which to store the resulting variable. A translation error must result if the value is not one of page, request, session, or application. A translation error will result if this attribute appears without specifying either the var or varReader attribute as well. Note that a value of session should be used with caution since not all calling pages may be participating in a session. A container must throw an IllegalStateException at runtime if scope is session and the calling page does not participate in a session. Defaults to page.

JSP.5.13 <jsp:doBody>

The <jsp:doBody> standard action can only be used in tag files (see Chapter JSP.8, “Tag Files”), and must result in a translation error if used in a JSP. It invokes the body of the tag, sending the output of the result to the JspWriter, or to a scoped attribute that can be examined and manipulated.

The `<jsp:doBody>` standard action behaves exactly like `<jsp:invoke>`, except that it operates on the body of the tag instead of on a specific fragment passed as an attribute. Because it always operates on the body of the tag, there is no name attribute for this standard action. The `var`, `varReader`, and `scope` attributes are all supported with the same semantics as for `<jsp:invoke>`. Fragments are provided access to variables the same way for `<jsp:doBody>` as they are for `<jsp:invoke>`. If no body was passed to the tag, `<jsp:doBody>` will behave as though a body was passed in that produces no output.

The body of a tag is passed to the simple tag handler as a `JspFragment` object.

A translation error shall result if the `<jsp:doBody>` action contains a non-empty body.

See Section JSP.1.3.10, “JSP Syntax Grammar” for the formal syntax definition of the `<jsp:doBody>` standard action.

The attributes are:

Table JSP.5-9 *Attributes for the `<jsp:doBody>` standard action*

<code>var</code>	(optional) The name of a scoped attribute to store the result of the body invocation in, as a <code>java.lang.String</code> object. A translation error must occur if both <code>var</code> and <code>varReader</code> are specified. If neither <code>var</code> nor <code>varReader</code> are specified, the result of the body goes directly to the <code>JspWriter</code> , as described above.
<code>varReader</code>	(optional) The name of a scoped attribute to store the result of the body invocation in, as a <code>java.io.Reader</code> object. A translation error must occur if both <code>var</code> and <code>varReader</code> are specified. If neither <code>var</code> nor <code>varReader</code> is specified, the result of the body invocation goes directly to the <code>JspWriter</code> , as described above.
<code>scope</code>	(optional) The scope in which to store the resulting variable. A translation error must result if the value is not one of <code>page</code> , <code>request</code> , <code>session</code> , or <code>application</code> . A translation error will result if this attribute appears without specifying either the <code>var</code> or <code>varReader</code> attribute as well. Note that a value of <code>session</code> should be used with caution since not all calling pages may be participating in a session. A container must throw an <code>IllegalStateException</code> at runtime if <code>scope</code> is <code>session</code> and the calling page does not participate in a session. Defaults to <code>page</code> .

JSP.5.14 <jsp:element>

The `jsp:element` action is used to dynamically define the value of the tag of an XML element. This action can be used in JSP pages, tag files and JSP documents. This action has an optional body; the body can use the `jsp:attribute` and `jsp:body` actions.

A `jsp:element` action has one mandatory attribute, `name`, of type `String`. The value of the attribute is used as that of the tag of the element generated.

Examples

The following example generates an XML element whose name depends on the result of an EL expression, `content.headerName`. The element has an attribute, `lang`, and the value of the attribute is that of the expression `content.lang`. The body of the element is the value of the expression `content.body`.

```
<jsp:element
    name="${content.headerName}"
    xmlns:jsp="http://java.sun.com/JSP/Page">
    <jsp:attribute name="lang">${content.lang}</jsp:attribute>
    <jsp:body>${content.body}</jsp:body>
</jsp:element>
```

The next example fragment shows that `jsp:element` needs no children. The example generates an empty element with name that of the value of the expression `myName`.

```
<jsp:element name="${myName}"/>
```

Syntax

The `jsp:element` action may have a body. Two forms are valid, depending on whether the element is to have attributes or not. In the first form, no attributes are present:

```
<jsp:element name="name">
    optional body
</jsp:element>
```

In the second form, zero or more attributes are requested, using `jsp:attribute` and `jsp:body`, as appropriate.

```

<jsp:element name="name">
  jsp:attribute*
  jsp:body?
</jsp:element>

```

The one valid, mandatory, attribute of `jsp:element` is its name. Unlike other standard actions, the value of the name attribute must be given as an XML-style attribute and cannot be specified using `<jsp:attribute>`. This is because `<jsp:attribute>` has a special meaning when used in the body of `<jsp:element>`. See Section JSP.5.10 for more details..

Table JSP.5-10 *Attributes for the <jsp:element> standard action*

name	(required) The value of name is that of the element generated. The name can be a QName; JSP 2.0 places no constraints on this value: it is accepted as is. A request-time attribute value may be used for this attribute.
------	---

JSP.5.15 `<jsp:text>`

A `jsp:text` action can be used to enclose template data in a JSP page, a JSP document, or a tag file. A `jsp:text` action has no attributes and can appear anywhere that template data can. Its syntax is:

```
<jsp:text> template data </jsp:text>
```

The interpretation of a `jsp:text` element is to pass its content through to the current value of out. This is very similar to the XSLT `xsl:text` element. *Examples*

The following example is a fragment that could be in both a JSP page or a JSP document.

```

<jsp:text>
  This is some content
</jsp:text>

```

Expressions may appear within `jsp:text`, as in the next example, where the expression `foo.content` is evaluated and the result is inserted.

```
<jsp:output>
```

```
<jsp:text>
  This is some content: ${foo.content}
</jsp:text>
```

No subelements may appear within `jsp:text`; for example the following fragment is invalid and must generate a translation error.

```
<jsp:text>
  This is some content: <jsp:text>foo</jsp:text>
</jsp:text>
```

When within a JSP document, of course, the body content needs to additionally conform to the constraints of being a well-formed XML document, so the following example, although valid in a JSP page is invalid in a JSP document:

```
<jsp:text>
  This is some content: ${foo.content > 3}
</jsp:text>
```

The same example can be made legal, with no semantic changes, by using *gt* instead of *>* in the expression; i.e. *`\${foo.content gt 3}*.

In an JSP document, CDATA sections can also be used to quote, uninterpreted, content, as in the following example:

```
<jsp:text>
  <![CDATA[<mumble></foobar>]]>
</jsp:text>
```

Syntax

The `jsp:text` action has no attributes. The action may have a body. The body may not have nested actions nor scripting elements. The body may have EL expressions. The syntax is of the form:

```
<jsp:text>
  optional body
</jsp:text>
```

JSP.5.16 <jsp:output>

The `jsp:output` action can only be used in JSP documents and in tag files in XML syntax, and a translation error must result if used in a standard syntax JSP or
 JavaServer Pages 2.2 Specification

tag file. This action is used to modify some properties of the output of a JSP document or a tag file. In JSP 2.0 there are four properties that can be specified, all of which affect the output of the XML prolog.

The `omit-xml-declaration` property allows the page author to adjust whether an XML declaration is to be inserted at the beginning of the output. Since XML declarations only make sense for when the generated content is XML, the default value of this property is defined so that it is unnecessary in most cases.

The `omit-xml-declaration` property is of type `String` and the valid values are “yes”, “no”, “true” and “false”. The name, values and semantics mimic that of the `xml:output` element in the XSLT specification: if a value of “yes” or “true” is given, the container will not add an XML declaration; if a value of “no” or “false” is given, the container will add an XML declaration.

The default value for a JSP document that has a `jsp:root` element is “yes”. The default value for JSP documents without a `jsp:root` element is “no”.

The default value for a tag file in XML syntax is always “yes”. If the value is “false” or “no” the tag file will emit an XML declaration as its first content.

The generated XML declaration is of the form:

```
<?xml version="1.0" encoding="encodingValue" ?>
```

Where *encodingValue* is the response character encoding, as determined in Section JSP.4.2, “Response Character Encoding” .

The `doctype-root-element`, `doctype-system` and `doctype-public` properties allow the page author to specify that a DOCTYPE be automatically generated in the XML prolog of the output. Without these properties, the DOCTYPE would need to be output manually via a `<jsp:text>` element before the root element of the JSP document, which is inconvenient.

A DOCTYPE must be automatically output if and only if the `doctype-system` element appears in the translation unit as part of a `<jsp:output>` action. The `doctype-root-element` must appear and must only appear if the `doctype-system` property appears, or a translation error must occur. The `doctype-public` property is optional, but must not appear unless the `doctype-system` property appears, or a translation error must occur.

The DOCTYPE to be automatically output, if any, is statically determined at translation time. Multiple occurrences of the `doctype-root-element`, `doctype-system` or `doctype-public` properties will cause a translation error if the values for the properties differ from the previous occurrence.

The DOCTYPE that is automatically output, if any, must appear immediately before the first element of the output document. The name following

<jsp:output>

1-121

<!DOCTYPE must be the value of the doctype-root-element property. If a doctype-public property appears, then the format of the generated DOCTYPE is:

```
<!DOCTYPE nameOfRootElement PUBLIC "doctypePublic" "doctypeSystem">
```

If a doctype-public property does not appear, then the format of the generated DOCTYPE is:

```
<!DOCTYPE nameOfRootElement SYSTEM "doctypeSystem">
```

Where nameOfRootElement is the value of the doctype-root-element property, doctypePublic is the value of the doctype-public attribute, and doctypeSystem is the value of the doctype-system property.

The values for doctypePublic and doctypeSystem must be enclosed in either single or double quotes, depending on the value provided by the page author. It is the responsibility of the page author to provide a syntactically-valid URI as per the XML specification (see <http://www.w3.org/TR/REC-xml#dt-sysid>).

Examples

The following JSP document (with an extension of .jspx or with <is-xml> set to true in the JSP configuration):

```
<?xml version="1.0" encoding="EUC-JP" ?>
<hello></hello>
```

generates an XML document as follows:

```
<?xml version="1.0" encoding="UTF-8" ?>
<hello></hello>
```

The following JSP document is like the previous one, except that the XML declaration is omitted. A typical use would be where the XML fragment is to be included within another document.

```
<?xml version="1.0" encoding="EUC-JP" ?>
<hello>
  <jsp:output
    xmlns:jsp="http://java.sun.com/JSP/Page"
    omit-xml-declaration="true"/>
</hello>
```

The following JSP document is equivalent but uses `jsp:root` instead of `jsp:output`.

```
<?xml version="1.0" encoding="EUC-JP" ?>
<jsp:root xmlns:jsp="http://java.sun.com/JSP/Page" version="2.0">
  <hello></hello>
</jsp:root>
```

The following JSP document specifies both a `doctype-public` and a `doctype-system`:

```
<?xml version="1.0" encoding="UTF-8" ?>
<html xmlns:jsp="http://java.sun.com/JSP/Page">
  <jsp:output doctype-root-element="html"
doctype-public="-//W3C//DTD XHTML Basic 1.0//EN"
doctype-system="http://www.w3.org/TR/xhtml-basic/xhtml-basic10.dtd" />
  <body>
    <h1>Example XHTML Document</h1>
  </body>
</html>
```

and generates an XML document as follows:

```
<?xml version="1.0" encoding="UTF-8" ?>
<!DOCTYPE html PUBLIC "-//W3C//DTD XHTML Basic 1.0//EN"
"http://www.w3.org/TR/xhtml-basic/xhtml-basic10.dtd">
<html><body><h1>Example XHTML Document</h1></body></html>
```

The following JSP document omits the `doctype-public` and explicitly omits the XML declaration:

```
<?xml version="1.0" encoding="UTF-8" ?>
<elementA>
  <jsp:output omit-xml-declaration="true"
doctype-root-element="elementA"
doctype-system="test.dtd" />
  Element body goes here.
</elementA>
```

and generates an XML document as follows:

```
<!DOCTYPE elementA SYSTEM "test.dtd">
<elementA>Element body goes here.</elementA>
```


Syntax

The `jsp:output` action cannot have a body. The `<jsp:output>` action has the following syntax:

```
<jsp:output ( omit-xml-declaration="yes|no|true|false" ) { doctypeDecl } />
```

```
doctypeDecl ::= ( doctype-root-element="rootElement"
                  doctype-public="PubidLiteral"
                  doctype-system="SystemLiteral" )
                | ( doctype-root-element="rootElement"
                  doctype-system="SystemLiteral" )
```

The following are the valid attributes of `jsp:output`:

Table JSP.5-11 *Attribute for the <jsp:output> standard action*

<code>omit-xml-declaration</code>	(optional) Indicates whether to omit the generation of an XML declaration. Acceptable values are “true”, “yes”, “false” and “no”.
<code>doctype-root-element</code>	(optional) Must be specified if and only if <code>doctype-system</code> is specified or a translation error must occur. Indicates the name that is to be output in the generated DOCTYPE declaration.
<code>doctype-system</code>	(optional) Specifies that a DOCTYPE declaration is to be generated and gives the value for the System Literal.
<code>doctype-public</code>	(optional) Must not be specified unless <code>doctype-system</code> is specified. Gives the value for the Public ID for the generated DOCTYPE.

JSP.5.17 Other Standard Actions

Chapter JSP.6, “JSP Documents” defines several other standard actions that are either convenient or needed to describe JSP pages with an XML document, some of which are available in all JSP pages. They are:

- `<jsp:root>`, defined in Section JSP.6.3.2, “The `jsp:root` Element”.
- `<jsp:declaration>`, defined in Section JSP.6.3.7, “Scripting Elements”.

- `<jsp:scriptlet>`, defined in Section JSP.6.3.7, “Scripting Elements”.
- `<jsp:expression>`, defined in Section JSP.6.3.7, “Scripting Elements”.

CHAPTER JSP.6

JSP Documents

This chapter introduces two concepts related to XML and JSP: JSP documents and XML views. This chapter provides a brief overview of the two concepts and their relationship and also provides the details of JSP documents. The details of the XML view of a JSP document are described in Chapter JSP.10, “XML View”.

JSP.6.1 Overview of JSP Documents and of XML Views

A *JSP document* is a JSP page written using XML syntax. JSP documents need to be described as such, either implicitly or explicitly, to the JSP container, which will then process them as XML documents, checking for well-formedness and applying requests like entity declarations, if present. JSP documents are used to generate dynamic content using the standard JSP semantics.

Here is a simple JSP document:

```
<table>
  <c:forEach
    xmlns:c="http://java.sun.com/jsp/jstl/core"
    var="counter" begin="1" end="3">
    <row>${counter}</row>
  </c:forEach>
</table>
```

This well-formed, namespace-aware XML document generates, using the JSP standard tag library, an XML document that has `<table>` as the root element. That element has 3 `<row>` subelements containing values 1, 2 and 3. See Section JSP.6.4 for more details of this and other examples.

The design of JSP documents is focused on the generation of dynamic XML content, in any of its many uses, but JSP documents can be used to generate any dynamic content.

Some of the syntactic elements described in Chapter JSP.1, “Core Syntax and Semantics” are not legal XML; this chapter describes alternative syntaxes for those elements that are aligned with the XML syntax. The alternative syntaxes can be used in JSP documents; most of them (`jsp:output` and `jsp:root` are exceptions) can also be used in JSP pages in JSP syntax. As it will be described later, the alternative syntax is also used in the XML view of JSP pages.

JSP documents can be used in a number of ways, including:

- JSP documents can be passed directly to the JSP container; this is becoming more important as more and more content is authored as XML, be it in an XML-based languages like XHTML or SVG, or for the exchange of documents in applications like Web Services. The generated content may be sent directly to a client, or it may be part of some XML processing pipeline.
- JSP documents can be manipulated by XML-aware tools.
- A JSP document can be generated from a textual representation by applying an XML transformation, like XSLT.
- A JSP document can be generated automatically, say by serializing some objects

Tag files can also be authored using XML syntax. The rules are very similar to that of JSP documents; see Section JSP.8.6, “Tag Files in XML Syntax” for more details.

The *XML view of a JSP page* is an XML document that is derived from the JSP page following a mapping defined later in this chapter. The XML view of a JSP page is intended to be used for validating the JSP page against some description of the set of valid pages. Validation of the JSP page is supported in the JSP 2.2 specification through a `TagLibraryValidator` class associated with a tag library. The validator class acts on a `PageData` object that represents the XML view of the JSP page (see, for example, Section JSP.7.4.1.2, “Validator Classes”)

Figure JSP.6-1 below depicts the relationship between the concepts of JSP pages, JSP documents and XML views. Two phases are involved: the Translation phase, where JSP pages, in either syntax, are exposed to Tag Library Validators, via their XML view, and the Request Processing phase, where requests are processed to produce responses.

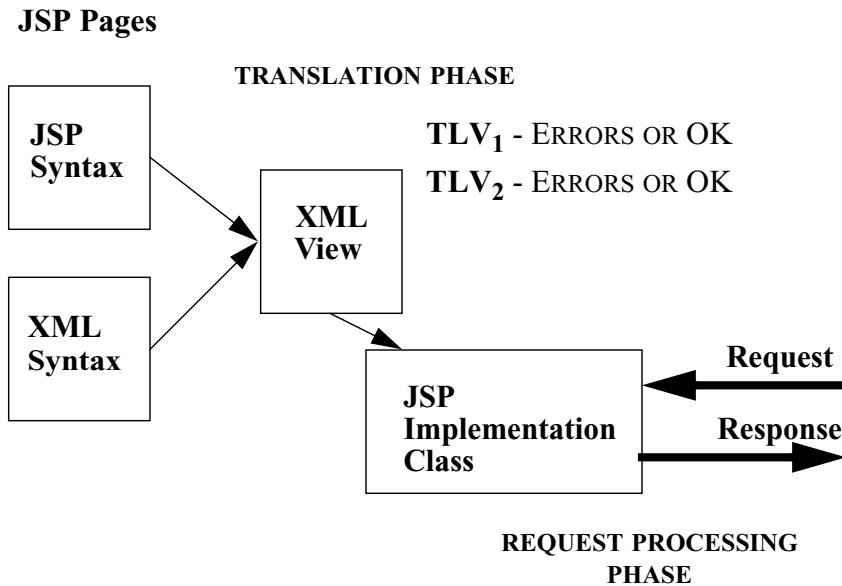


Figure JSP.6-1 Relationship between JSP Pages and XML views of JSP pages.

JSP documents are used by JSP page authors. They can be authored directly, using a text editor, through an XML editing tool, or through a JSP page authoring tool that is aware of the XML syntax. Any JSP page author that is generating XML content should consider the use of JSP documents. In contrast, the XML view of a JSP page is a concept internal to the JSP container and is of interest only to Tag Library Authors and to implementors of JSP containers.

JSP.6.2 JSP Documents

A JSP document is a JSP page that is a namespace-aware XML document and that is identified as a JSP document to the JSP container.

JSP.6.2.1 Identifying JSP Documents

A JSP document can be identified as such in three ways:

- If there is a `<jsp-property-group>` that explicitly indicates, through the `<is-xml>` element, whether a given file is a JSP document, then that indication overrides any other determination. Otherwise,
- If this web application is using a version 2.4 `web.xml`, and if the extension is `.jspx`, then the file is a JSP document. Otherwise,
- If the file is explicitly or implicitly identified as a JSP page and the top element is a `jsp:root` element then the file is identified as a JSP document. This behavior provides backwards compatibility with JSP 1.2.

It is a translation-time error for a file that is identified as a JSP document to not be a well-formed, namespace-aware, XML document.

See Section JSP.8.6, “Tag Files in XML Syntax” for details on identifying tag files in XML syntax.

JSP.6.2.2 Overview of Syntax of JSP Documents

A JSP document may or not have a `<jsp:root>` as its top element; `<jsp:root>` was mandatory in JSP 1.2, but we expect most JSP documents in JSP 2.0 not to use it.

JSP documents identify standard actions through the use of a well-defined URI in its namespace; although in this chapter the prefix `jsp` is used for the standard actions, any prefix is valid as long as the correct URI identifying JSP 2.0 standard actions is used. Custom actions are identified using the URI that identifies their tag library; `taglib` directives are not required and cannot appear in a JSP document.

A JSP document can use XML elements as template data; these elements may have qualified names (and thus be in a namespace), or be unqualified.

The `<jsp:text>` element can be used to define some template data verbatim.

Since a JSP document must be a valid XML document, there are some JSP elements that can't be used in a JSP document. The elements that can be used are:

- JSP directives and scripting elements in XML syntax.
- EL expressions in the body of elements and in attribute values.
- All JSP standard actions described in Chapter JSP.1.
- The `jsp:root`, `jsp:text`, and `jsp:output` elements.
- Custom action elements
- Template data described using `jsp:text` elements.

- Template data described through XML fragments.

Scriptlet expressions used to specify request-time attribute values use a slightly different syntax in JSP documents than in non JSP documents; rather than using `<%= expr %>`, they use `%= expr %`. The white space around `expr` is not needed, and note the missing `<` and `>`. The `expr`, after any applicable quoting as in any other XML document, is an expression to be evaluated as in Section JSP.1.14.1, “Request Time Attribute Values”.

The mechanisms that enable scripting and EL evaluation in a JSP page apply also when the page is a JSP document. Just as in the standard syntax, the `$` in an EL expression can be quoted using `\$` in both attribute values and template text. Recall, however, that `\\` is not an escape sequence in XML attributes so whereas within an attribute in standard syntax `\\${1+1}` would result in `\2` (assuming EL is enabled) or `\${1+1}` (assuming EL is ignored), in XML syntax `\\${1+1}` always results in `\${1+1}`.

It should be noted that the equivalent JSP document form of `<a href="<%= url %>">`, where ‘a’ is not a custom action, is:

```
<jsp:text><![CDATA[<a href=""]></jsp:text><jsp:expression>url</jsp:expression><jsp:text><![CDATA[""]></jsp:text>
```

In the JSP document element ``, `"%= url %"` does not represent a request-time attribute value. That syntax only applies for custom action elements. This is in contrast to ``, where `"\${url}"` represents an EL expression in both JSP pages and JSP documents.

JSP.6.2.3 Semantic Model

The semantic model of a JSP document is unchanged from that of a JSP page in JSP syntax: JSP pages generate a response stream of characters from template data and dynamic elements. Template data can be described explicitly through a `jsp:text` element, or implicitly through an XML fragment. Dynamic elements are EL expressions, scripting elements, standard actions or custom actions. Scripting elements are represented as XML elements with the exception of request-time attribute expressions, which are represented through special attribute syntax.

The first step in processing a JSP document is to process it as an XML document, checking for well-formedness, processing entity resolution and, if applicable, performing validation as described in Section JSP.6.2.4. As part of the processing XML quoting will be performed, and JSP quoting will not be performed later.

After these steps, the JSP document will be passed to the JSP container which will then interpret it as a JSP page.

The JSP processing step for a JSP document is as for any other JSP page except that namespaces are used to identify standard actions and custom action tag libraries and that run time expressions in attributes use the slightly different syntax. Note that all the JSP elements that are described in this chapter are valid in all JSP pages, be they identified as JSP documents or not. This is a backward compatible change from the behavior in JSP 1.2 to enable gradual introduction of XML syntax in existing JSP pages.

To clearly explain the processing of whitespace, we follow the structure of the XSLT specification. The first step in processing a JSP document is to identify the nodes of the document. Then, all textual nodes that have only white space are dropped from the document; the only exception are nodes in a `jsp:text` element, which are kept verbatim. The resulting nodes are interpreted as described in the following sections. Template data is either passed directly to the response or it is mediated through (standard or custom) actions.

Following the XML specification (and the XSLT specification), whitespace characters are `#x20`, `#x9`, `#xD`, or `#xA`.

The container will add, in some conditions, an XML declaration to the output; the rules for this depend on the use of `jsp:root` and `jsp:output`; see Section JSP.6.3.3.

JSP.6.2.4 JSP Document Validation

A JSP Document with a DOCTYPE declaration must be validated by the container in the translation phase. Validation errors must be handled the same way as any other translation phase errors, as described in Section JSP.1.4.1, “Translation Time Processing Errors”.

JSP 2.0 requires only DTD validation for JSP Documents; containers should not perform validation based on other types of schemas, such as XML schema.

If an author wishes to have the JSP Document framed by the root element of a vocabulary outside the `http://java.sun.com/JSP/Page` namespace, and they wish to be able to validate the JSP Document according to a DTD, then they should be aware that the DTD must make explicit provision for elements from the JSP namespace, and the namespace prefix to which they are bound.

For example, the following XML document:


```
<?xml version="1.0"?>
<!DOCTYPE root PUBLIC "-//My Org//My DTD//EN"
"http://www.my.org/dtd/my.dtd">
<root xmlns:jsp="http://java.sun.com/JSP/Page"/>
```

can only be validated against its DTD if the DTD makes special provision for both the attribute "xmlns:jsp" on the root element, and also for elements with a "jsp" namespace prefix. Even if the DTD provides for this, you must bind the namespace to the prefix that the DTD has chosen.

JSP.6.3 Syntactic Elements in JSP Documents

This section describes the elements in a JSP document.

JSP.6.3.1 Namespaces, Standard Actions, and Tag Libraries

JSP documents and tag files in XML syntax use XML namespaces to identify the standard actions, the directives, and the custom actions. JSP pages and tags in the JSP syntax cannot use XML namespaces and instead must use the taglib directive.

Though the prefix "jsp" is used throughout this specification, it is the namespace `http://java.sun.com/JSP/Page` and not the prefix "jsp" that identifies the JSP standard actions.

An `xmlns` attribute for a custom tag library of the form `xml:prefix='uri'` identifies the tag library through the `uri` value. The `uri` value may be of one of three forms, either a URN of the form `urn:jsptagdir:tagdir`, a URN of the form `urn:jsptld:path`, or a plain URI.

If the `uri` value is a URN of the form `urn:jsptld:path`, then the TLD is determined following the mechanism described in Section JSP.7.3.2, "TLD resource path".

If the `uri` value is a URN of the form `urn:jsptagdir:tagdir`, then the TLD is determined following the mechanism described in Section JSP.8.4, "Packaging Tag Files".

If the `uri` value is a plain URI, then a path is determined by consulting the mapping indicated in `web.xml` extended using the implicit maps in the packaged tag libraries (Sections JSP.7.3.3, "Taglib Map in `web.xml`" and Section JSP.7.3.4, "Implicit Map Entries from TLDs"), as indicated in Section JSP.7.3.6, "Determining the TLD Resource Path". In contrast to

Section JSP.7.3.6.2, “Computing the TLD Resource Path”, however, a translation error must not be generated if the given uri is not found in the taglib map. Instead, any actions in the namespace defined by the uri value must be treated as uninterpreted.

JSP.6.3.2 The `jsp:root` Element

The `jsp:root` element can only appear as the root element in a JSP document or in a tag file in XML syntax; otherwise a translation error shall occur. JSP documents and tag files in XML syntax need not have a `jsp:root` element as its root element.

The `jsp:root` element has two main uses. One is to indicate that the JSP file is in XML syntax, without having to use configuration group elements nor using the `.jspx` extension. The other use of the `jsp:root` element is to accommodate the generation of content that is not a single XML document: either a sequence of XML documents or some non-XML content.

A `jsp:root` element can be used to provide zero or more `xmlns` attributes that correspond to namespaces for the standard actions, for custom actions or for generated template text. Unlike in JSP 1.2, not all tag libraries used within the JSP document need to be introduced on the root; tag libraries can be incorporated as needed inside the document using additional `xmlns` attributes.

The `jsp:root` element has one mandatory element, the version of the JSP spec that the page is using.

When `jsp:root` is used, the container will, by default, not insert an XML declaration; the default can be changed using the `jsp:output` element.

Examples

The following example generates a sequence of two XML documents. No XML declaration is generated.

```
<jsp:root xmlns:jsp="http://java.sun.com/JSP/Page" version="2.0">
  <table>foo</table>
  <table>bar</table>
</jsp:root>
```

The following example generates one XML document. An XML declaration is generated because of the use of `jsp:output`. The example is mostly instructional, as the same content could be generated dropping the `jsp:root` element.

```
<jsp:root xmlns:jsp="http://java.sun.com/JSP/Page" version="2.0">
  <jsp:output omit-xml-declaration="no"/>
  <table>foo</table>
</jsp:root>
```

Syntax

No other attributes are defined in this element.

```
<jsp:root xmlns:jsp="http://java.sun.com/JSP/Page" body...
</jsp:root>
```

The one valid, mandatory, attribute of `jsp:root` is the version of the JSP specification used:

Table JSP.6-2 *Attributes for the <jsp:root> standard action*

version	(required) The version of the JSP specification used in this page. Valid values are "1.2", "2.0", and "2.1". It is a translation error if the container does not support the specified version.
---------	---

JSP.6.3.3 The `jsp:output` Element

The `jsp:output` element can be used in JSP documents and in tag files in XML syntax. The `jsp:output` element is described in detail in Section JSP.5.16, “<jsp:output>”.

JSP.6.3.4 The `jsp:directive.page` Element

The `jsp:directive.page` element defines a number of page dependent properties and communicates these to the JSP container. This element must be a child of the root element. Its syntax is:

```
<jsp:directive.page page_directive_attr_list />
```

Where `page_directive_attr_list` is as described in Section JSP.1.10.1, “The page Directive”.

The interpretation of a `jsp:directive.page` element is as described in Section JSP.1.10.1, “The page Directive”, and its scope is the JSP document and any fragments included through an include directive.

JSP.6.3.5 The `jsp:directive.include` Element

The `jsp:directive.include` element is used to substitute text and/or code at JSP page translation-time. This element can appear anywhere within a JSP document. Its syntax is:

```
<jsp:directive.include file="relativeURLspec" />
```

The interpretation of a `jsp:directive.include` element is as in Section JSP.1.10.3, “The include Directive”.

The XML view of a JSP page does not contain `jsp:directive.include` elements, rather the included file is expanded in-place. This is done to simplify validation.

JSP.6.3.6 Additional Directive Elements in Tag Files

Chapter JSP.8, “Tag Files” describes the tag, attribute and variable directives, which can be used in tag files. The XML syntax for these directives is the same as in the XML view (see Section JSP.10.1.14, “The tag Directive”, Section JSP.10.1.15, “The attribute Directive”, and Section JSP.10.1.16, “The variable Directive” for details).

JSP.6.3.7 Scripting Elements

The usual scripting elements: declarations, scriptlets and expressions, can be used in JSP documents, but the only valid forms for these elements in a JSP document are the XML syntaxes; i.e. those using the elements `jsp:declaration`, `jsp:scriptlet` and `jsp:expression`.

The `jsp:declaration` element is used to declare scripting language constructs that are available to all other scripting elements. A `jsp:declaration` element has no attributes and its body is the declaration itself. The interpretation of a `jsp:declaration` element is as in Section JSP.1.12.1, “Declarations”. Its syntax is:

```
<jsp:declaration> declaration goes here </jsp:declaration>
```

The `jsp:scriptlet` element is used to describe actions to be performed in response to some request. Scriptlets are program fragments. A `jsp:scriptlet` element has no attributes and its body is the program fragment that comprises the scriptlet. The interpretation of a `jsp:scriptlet` element is as in Section JSP.1.12.2, “Scriptlets”. Its syntax is:

```
<jsp:scriptlet> code fragment goes here </jsp:scriptlet>
```

The `jsp:expression` element is used to describe complete expressions in the scripting language that get evaluated at response time. A `jsp:expression` element has no attributes and its body is the expression. The interpretation of a `jsp:expression` element is as in Section JSP.1.12.3, “Expressions”. Its syntax is:

```
<jsp:expression> expression goes here </jsp:expression>
```

JSP.6.3.8 Other Standard Actions

The standard actions of Chapter JSP.5, “Standard Actions” use a syntax that is consistent with XML syntax and they can be used in JSP documents and in tag files in XML syntax.

JSP.6.3.9 Template Content

A JSP page has no structure on its template content, and, correspondingly, imposes no constraints on that content. On the other hand, JSP documents have structure and some constraints are needed.

JSP documents can generate unconstrained content using `jsp:text`, as defined in Section JSP.5.15, “`<jsp:text>`”. `jsp:text` can be used to generate totally fixed content but it can also be used to generate some dynamic content, as described in Section JSP.6.3.10 below.

Fixed structured content can be generated using XML fragments. A template XML element, an element that represents neither a standard action nor a custom action, can appear anywhere where a `jsp:text` may appear in a JSP document. The interpretation of such an XML element is to pass its textual representation to the current value of `out`, after the whitespace processing described in Section JSP.6.2.3.

For example, if the variable *i* has the value 3, and the JSP document is of the form. :

Table JSP.6-3 *Example 1 - Input*

LineNo	Source Text
1	<code><hello></code>
2	<code><hi></code>
3	<code><jsp:text> hi you all</code>
4	<code></jsp:text>\${i}</code>
5	<code></hi></code>
6	<code></hello></code>

The result is:

Table JSP.6-4 *Example 1 - Output*

LineNo	Output Text
1	<hello><hi> hi you all
2	3</hi></hello>

JSP.6.3.10 Dynamic Template Content

Custom actions can be used to generate any content, both structured and unstructured. Future versions of the JSP specification may allow for custom actions to check constraints on the generated content (see Section JSP.6.5.1) but the current specification has no standards support for any such constraints.

The most flexible standard mechanism for dynamic content is `jsp:element`. `jsp:element`, together with `jsp:attribute` and `jsp:body` can be used to generate any element. Further details of `jsp:element`, `jsp:attribute` and `jsp:body` are given in Section JSP.5.14, “<jsp:element>”, in Section JSP.5.10, “<jsp:attribute>” and in Section JSP.5.11, “<jsp:body>”. The following example is from that section

```
<jsp:element
  name="{content.headerName}"
  xmlns:jsp="http://java.sun.com/JSP/Page">
  <jsp:attribute name="lang"{content.lang}</jsp:attribute>
  <jsp:body>{content.body}</jsp:body>
</jsp:element>
```

In some cases, the dynamic content that is generated can be described as simple substitutions on otherwise static templates. JSP documents can have XML templates where EL expressions are used as the values of the body or of attributes. For instance, the next example uses the expression `table.indent` as the value of an attribute, and the expression `table.value` as that for the body of an element:

```
<table indent="{table.indent}">
  <row>{table.value}</row>
</table>
```

JSP.6.4 Examples of JSP Documents

The following sections provide several annotated examples of JSP documents.

JSP.6.4.1 Example: A simple JSP document

This simple JSP document generates a table with 3 rows with numeric values 1, 2, 3. The JSP document uses template XML elements intermixed with actions from the JSP Standard Tag Library.

```
<table size="{3}">
  <c:forEach
    xmlns:c="http://java.sun.com/jsp/jstl/core"
    var="counter" begin="1" end="{3}">
    <row>{counter}</row>
  </c:forEach>
</table>
```

Some comments:

- The XML template elements are `<table>` and `<row>`. The custom action element is `<c:forEach>`
- The JSP standard tag library is introduced through the use of its URI namespace and the specific prefix used, `c` in this case, is irrelevant. The prefix is introduced in a non-root element, and the top element of the document is still `<table>`.
- The expression `{counter}` is used within the `<row>` template element.
- The expression `{3}` (3 would have been equally good, but an expression is used for expository reasons) is used within the value of an attribute in both the XML template element `<table>` and in the custom action element `<c:forEach>`.
- The JSP document does not have an xml declaration - we are assuming the encoding of the file did not require it, e.g. it used UTF-8, - but the output will include an xml declaration due to the defaulting rules and to the absence of `jsp:output` element directing the container to do otherwise.

The JSP document above does not generate an XML document that uses namespaces, but the next example does.

JSP.6.4.2 Example: Generating Namespace-aware documents

```
<table
  xmlns="http://table.com/Table1"
  size="{3}">
  <c:forEach
    xmlns:c="http://java.sun.com/jsp/jstl/core"
    var="counter" begin="1" end="{3}">
    <row>${counter}</row>
  </c:forEach>
</table>
```

This example is essentially the same as the one above, except that a default namespace is introduced in the top element. The namespace applies to the unqualified elements: `<table>` and `<row>`. Also note that if the default namespace were to correspond to a custom action, then the elements so effected would be interpreted as invocations on custom actions or tags.

Although the JSP container understands that this document is a namespace-aware document, the JSP 2.0 container does not really understand that the generated content is a well-formed XML document and, as the next example shows, a JSP document can generate other types of content.

JSP.6.4.3 Example: Generating non-XML documents

```
<jsp:root
  xmlns:c="http://java.sun.com/jsp/jstl/core"
  xmlns:jsp="http://java.sun.com/JSP/Page"
  version="2.0">
  <c:forEach
    var="counter" begin="1" end="{3}">
    <jsp:text>${counter}</jsp:text>
  </c:forEach>
</jsp:root>
```

This example just generates `123`. There is no xml declaration generated because there is no `<jsp:output>` element to modify the default rule for when a JSP document has `<jsp:root>`. No additional whitespace is introduced because there is none within the `<jsp:text>` element.

The previous example used elements in the JSP namespace. That example used the `jsp` prefix, but, unlike with JSP pages in JSP syntax, the name of the prefix is irrelevant (although highly convenient) in JSP documents: the JSP URI is

the only important indicative and the correct URI should be used, and introduced via a namespace attribute.

For example, the same output would be generated with the following modification of the previous example:

```
<wombat:root
  xmlns:c="http://java.sun.com/jsp/jstl/core"
  xmlns:wombat="http://java.sun.com/JSP/Page"
  version="2.0">
  <c:forEach
    var="counter" begin="1" end="{3}">
    <wombat:text>{counter}</wombat:text>
  </c:forEach>
</wombat:root>
```

On the other hand, although the following example uses the *jsp* prefix the URI used in the namespace attribute is not the JSP URI and the JSP document will generate as output an XML document with root `<jsp:root>` using the URI `"http://johnsonshippingproducts.com"`.

```
<jsp:root
  xmlns:c="http://java.sun.com/jsp/jstl/core"
  xmlns:jsp="http://johnsonshippingproducts.com"
  version="2.0">
  <c:forEach
    var="counter" begin="1" end="{3}">
    <jsp:text>{counter}</jsp:text>
  </c:forEach>
</jsp:root>
```

Finally, note that, since a JSP document is a well-formed, namespace-aware document, prefixes, including *jsp* cannot be used without being introduced through a namespace attribute.

JSP.6.4.4 Example: Using Custom Actions and Tag Files

Custom actions are frequently used within a JSP document to generate portions of XML content. The JSP specification treats this content as plain text, with no interpretation nor constraints imposed on it. Good practice, though, suggests abstractions that organize the content along well-formed fragments.

The following example generates an XHTML document using tag library abstractions for presentation and data access, made available through the prefixes *u* and *data* respectively.

```
<html xmlns="http://www.w3.org/1999/xhtml"
      xmlns:jsp="http://java.sun.com/JSP/Page"
      xmlns:c="http://java.sun.com/jsp/jstl/core"
      xmlns:u="urn:jsptagdir:/WEB-INF/tags/mylib/"
      xmlns:data="http://acme.com/functions">
  <c:set var="title" value="Best Movies" />
  <u:headInfo title="{title}"/>
  <body>
    <h1>{title}</h1>
    <h2>List of Best Movies</h2>
    <ul>
      <c:forEach var="m" varStatus="s" items="data:movieItems()">
        <li><a href="#EL${s.index}">{s.index}</a>{m.title}</li>
      </c:forEach>
    </ul>
  </body>
</html>
```

For convenience we use the `<c:set>` JSTL action, which defines variables and associates values with them. This allows grouping in a single place of definitions used elsewhere.

Notice that if the above example included a DOCTYPE declaration for XHTML documents, it would not validate according to the DTD for XHTML documents, because that DTD does not list any of the namespaces declared on the `<html>` root element as valid attributes on the `<html>` element type.

However, to output a DOCTYPE, the `<jsp:output>` standard action specified in JSP.5.16 could be used.

The action `<u:headInfo>` could be implemented either through a custom action or through a tag. For example, as a tag it could be defined by the following code:

```
<jsp:root xmlns:jsp="http://java.sun.com/JSP/Page" version="2.0">
  <jsp:directive.tag />
  <jsp:directive.attribute name="title" required="true" />
  <head>
    <meta http-equiv="content-type"
          content="text/html; charset=${pageCharSet}" />
    <title>${title}</title>
  </head>
</jsp:root>
```

where *pageCharSet* is a variable with a value as *iso-8859-1*.

Note that this tag is a JSP document (because of the `jsp:root` declaration), and, as such, it is validated by the container. Also note that the content that is generated in this case is not using QNames, which means that the interpretation of the generated elements can be 'captured' based on the invocation context. That is the case here, as there is a default namespace active (that of XHTML) where the tag is being invoked.

JSP.6.5 Possible Future Directions for JSP documents

This section is non-normative. Two features are sketched briefly here to elicit input that could be used on future versions of the JSP specification.

JSP.6.5.1 Generating XML Content Natively

All JSP 2.0 content is textual, even when using JSP documents to generate XML content. This is quite acceptable, and even ideal, for some applications, but in some other applications XML documents are the main data type being manipulated. For example, the data source may be an XML document repository, perhaps queried using XQuery, some of the manipulation on this data internal to the JSP page will use XML concepts (XPath, XSTL operations), and the generated XML document may be part of some XML pipeline.

In one such application, it is appealing not to transform back and forth between a stream of characters (text) and a parsed representation of the XML document. The JSP expert group has explored different approaches on how such XML-awareness could be added, and a future version of JSP could support this functionality.

JSP.6.5.2 Schema and XInclude Support

The current specification only requires DTD validation support for JSP documents. A more flexible schema language, like XML Schema, could be useful and could be explored by a future version of the JSP specification.

Similarly, future versions of the specification may also consider support for XInclude.

CHAPTER JSP.7

Tag Extensions

This chapter describes the tag library facility for introducing new actions into a JSP page. The tag library facility includes portable run-time support, a validation mechanism, and authoring tool support. Both the classic JSP 1.2 style tag extension mechanism and the newer JSP 2.0 simple tag extension mechanism are described. In Chapter JSP.8, “Tag Files”, a mechanism for authoring tag extensions using only JSP syntax is described. This brings the power of tag extensions to page authors that may not know the Java programming language.

This chapter also provides an overview of the tag library concept. It describes the Tag Library Descriptor, and the `taglib` directive. A detailed description of the APIs involved follows in Chapter JSP.13, “Tag Extension API”.

JSP.7.1 Introduction

A Tag Library abstracts functionality used by a JSP page by defining a specialized (sub)language that enables a more natural use of that functionality within JSP pages.

The actions introduced by the Tag Library can be used by the JSP page author in JSP pages explicitly, when authoring the page manually, or implicitly, when using an authoring tool. Tag Libraries are particularly useful to authoring tools because they make intent explicit and the parameters expressed in the action instance provide information to the tool.

Actions that are delivered as tag libraries are imported into a JSP page using the `taglib` directive. They are available for use in the page using the prefix given by the directive. An action can create new objects that can be passed to other actions, or can be manipulated programmatically through a scripting element in the JSP page.

The semantics of a specific custom action in a tag library is described via a tag handler class which is usually instantiated at runtime by the JSP page implementation class. When the tag library is well known to the JSP container (Section JSP.7.3.9), the Container can use alternative implementations as long as the semantics are preserved.

Tag libraries are portable: they can be used in any legal JSP page regardless of the scripting language used in that page.

The tag extension mechanism includes information to:

- Execute a JSP page that uses the tag library.
- Author or modify a JSP page.
- Validate the JSP page.
- Present the JSP page to the end user.

A Tag Library is described via the Tag Library Descriptor (TLD), an XML document that is described below.

JSP.7.1.1 Goals

The tag extension mechanism described in this chapter addresses the following goals. It is designed to be:

- *Portable* - An action described in a tag library must be usable in any JSP container.
- *Simple* - Unsophisticated users must be able to understand and use this mechanism. Vendors of JSP functionality must find it easy to make it available to users as actions.
- *Expressive* - The mechanism must support a wide range of actions, including nested actions, scripting elements inside action bodies, and creation, use, and updating of scripting variables.
- *Usable from different scripting languages* - Although the JSP specification currently only defines the semantics for scripts in the Java programming language, we want to leave open the possibility of other scripting languages.
- *Built upon existing concepts and machinery* - We do not want to reinvent what exists elsewhere. Also, we want to avoid future conflicts whenever we can predict them.

JSP.7.1.2 Overview

The processing of a JSP page conceptually follows these steps:

Parsing

JSP pages can be authored using two different syntaxes: a JSP syntax and an XML syntax. The semantics and validation of a JSP syntax page is described with reference to the semantics and validation of an equivalent document in the XML syntax.

The first step is to parse the JSP page. The page that is parsed is as expanded by the processing of include directives. Information in the TLD is used in this step, including the identification of custom tags, so there is some processing of the taglib directives in the JSP page.

Validation

The tag libraries in the XML document are processed in the order in which they appear in the page.

Each library is checked for a validator class. If one is present, the whole document is made available to its `validate` method as a `PageData` object. As of JSP 2.0, the `Container` must provide a `jsp:id` attribute. This information can be used to provide location information on errors.

Each custom tag in the library is checked for a `TagExtraInfo` class. If one is present, its `validate` method is invoked. The default implementation of `validate` is to call `isValid`. See the APIs for more details.

Translation

Finally, the XML document is processed to create a JSP page implementation class. This process may involve creating scripting variables. Each custom action will provide information about variables, either statically in the TLD, or more flexibly by using the `getVariableInfo` method of a `TagExtraInfo` class.

Execution

Once a JSP page implementation class has been associated with a JSP page, the class will be treated as any other servlet class: Requests will be directed to instances of the class. At run-time, tag handler instances will be created and methods will be invoked in them.

JSP.7.1.3 Classic Tag Handlers

A classic tag handler is a Java class that implements the `Tag`, `IterationTag`, or `BodyTag` interface, and is the run-time representation of a custom action.

The JSP page implementation class instantiates a tag handler object, or reuses an existing tag handler object, for each action in the JSP page. The handler object is a Java object that implements the `javax.servlet.jsp.tagext.Tag` interface. The handler object is responsible for the interaction between the JSP page and additional server-side objects.

There are three main interfaces: `Tag`, `IterationTag`, and `BodyTag`.

- The `Tag` interface defines the basic methods needed in all tag handlers. These methods include setter methods to initialize a tag handler with context data and attribute values of the action, and the `doStartTag` and `doEndTag` methods.
- The `IterationTag` interface is an extension to `Tag` that provides the additional method, `doAfterBody`, invoked for the reevaluation of the body of the tag.
- The `BodyTag` interface is an extension of `IterationTag` with two new methods for when the tag handler wants to manipulate the tag body: `setBodyContent` passes a buffer, the `BodyContent` object, and `doInitBody` provides an opportunity to process the buffer before the first evaluation of the body into the buffer.

The use of interfaces simplifies making an existing Java object a tag handler. There are also two support classes that can be used as base classes: `TagSupport` and `BodyTagSupport`.

JSP 1.2 introduced a new interface designed to help maintain data integrity and resource management in the presence of exceptions. The `TryCatchFinally` interface is a “mix-in” interface that can be added to a class implementing any of `Tag`, `IterationTag`, or `BodyTag`.

JSP.7.1.4 Simple Examples of Classic Tag Handlers

As examples, we describe prototypical uses of tag extensions, briefly sketching how they take advantage of these mechanisms.

JSP.7.1.4.1 Plain Actions

The simplest type of action just *does something*, perhaps with parameters to modify what the “something” is, and improve reusability.

This type of action can be implemented with a tag handler that implements the `Tag` interface. The tag handler needs to use only the `doStartTag` method which is

invoked when the start tag is encountered. It can access the attributes of the tag and information about the state of the JSP page. The information is passed to the Tag object through setter method calls, prior to the call to `doStartTag`.

Since simple actions with empty tag bodies are common, the Tag Library Descriptor can be used to indicate that the tag is always intended to be empty. This indication leads to better error checking at translation time, and to better code quality in the JSP page implementation class.

JSP.7.1.4.2 Actions with a Body

Another set of simple actions require something to happen when the start tag is found, and when the end tag is found. The Tag interface can also be used for these actions. The `doEndTag` is similar to the `doStartTag` method except that it is invoked when the end tag of the action is encountered. The result of the `doEndTag` invocation indicates whether the remainder of the page is to be evaluated or not.

JSP.7.1.4.3 Conditionals

In some cases, a body needs to be invoked only when some (possibly complex) condition happens. Again, this type of action is supported by the basic Tag interface through the use of return values in the `doStartTag` method.

JSP.7.1.4.4 Iterations

For iteration the `IterationTag` interface is needed. The `doAfterBody` method is invoked to determine whether to reevaluate the body or not.

JSP.7.1.4.5 Actions that Process their Body

Consider an action that evaluates its body many times, creating a stream of response data. The `IterationTag` protocol is used for this.

If the result of the reinterpretation is to be further manipulated for whatever reason, including just discarding it, we need a way to divert the output of reevaluations. This is done through the creation of a `BodyContent` object and use of the `setBodyContent` method, which is part of the `BodyTag` interface. `BodyTag` also provides the `doInitBody` method which is invoked after `setBodyContent` and before the first body evaluation provides an opportunity to interact with the body.

JSP.7.1.4.6 Cooperating Actions

Cooperating actions may offer the best way to describe a desired functionality. For example, one action may be used to describe information leading to the creation

of a server-side object, while another action may use that object elsewhere in the page. These actions may cooperate explicitly, via scoped variables: one action creates an object and gives it a name; the other refers to the object through the name.

Two actions can also cooperate implicitly. A flexible and convenient mechanism for action cooperation uses the nested structure of the actions to describe scoping. This is supported in the specification by providing each tag handler with its parent tag handler (if any) through the `setParent` method. The `findAncestorWithClass` static method in `TagSupport` can then be used to locate a tag handler, and, once located, to perform valid operations on the tag handler.

JSP.7.1.4.7 Actions Defining Scripting Variables

A custom action may create server-side objects and make them available to scripting elements by creating or updating the scripting variables. The variables thus affected are part of the semantics of the custom action and are the responsibility of the tag library author.

This information is used at JSP page translation time and can be described in one of two ways: directly in the TLD for simple cases, or through subclasses of `TagExtraInfo`. Either mechanism will indicate the names and types of the scripting variables.

At request time the tag handler will associate objects with the scripting variables through the `pageContext` object.

It is the responsibility of the JSP page translator to automatically supply the code required to do the “synchronization” between the `pageContext` values and the scripting variables.

There are some sections of JSP where scripting is not allowed. For example, this is the case in a tag body where the body-content is declared as ‘scriptless’, or in a page where `<scripting-invalid>` is true. In these sections, it is not possible to access scripting variables directly via scriptlets or expressions, and therefore the container need not synchronize them. Instead, the page author can use the EL to access the `pageContext` values.

JSP.7.1.5 Simple Tag Handlers

The API and invocation protocol for classic tag handlers is necessarily somewhat complex because scriptlets and scriptlet expressions in tag bodies can rely on surrounding context defined using scriptlets in the enclosing page.

With the advent of the Expression Language (EL) and JSP Standard Tag Library (JSTL), it is now feasible to develop JSP pages that do not need scriptlets

or scriptlet expressions. This allows us to define a tag invocation protocol that is easier to use for many use cases.

In that interest, JSP 2.0 introduces a new type of tag extension called a Simple Tag Extension. Simple Tag Extensions can be written in one of two ways:

- In Java, by defining a class that implements the `javax.servlet.jsp.tagext.SimpleTag` interface. This class is intended for use by advanced page authors and tag library developers who need the flexibility of the Java language in order to write their tag handlers. The `javax.servlet.jsp.tagext.SimpleTagSupport` class provides a default implementation for all methods in `SimpleTag`.
- In JSP, using tag files. This method can be used by page authors who do not know Java. It can also be used by advanced page authors or tag library developers who know Java but are producing tag libraries that are presentation-centric or can take advantage of existing tag libraries. See Chapter JSP.8, “Tag Files” for more details.

The lifecycle of a Simple Tag Handler is straightforward and is not complicated by caching semantics. Once a Simple Tag Handler is instantiated by the Container, it is executed and then discarded. The same instance must not be cached and reused. Initial performance metrics show that caching a tag handler instance does not necessarily lead to greater performance, and to accommodate such caching makes writing portable tag handlers difficult and makes the tag handler prone to error.

In addition to being simpler to work with, Simple Tag Extensions do not directly rely on any servlet APIs, which allows for potential future integration with other technologies. This is facilitated by the `JspContext` class, which `PageContext` now extends. `JspContext` provides generic services such as storing the `JspWriter` and keeping track of scoped attributes, whereas `PageContext` has functionality specific to serving JSPs in the context of servlets. Whereas the `Tag` interface relies on `PageContext`, `SimpleTag` only relies on `JspContext`.

The body of a Simple Tag, if present, is translated into a JSP Fragment and passed to the `setJspBody` method. The tag can then execute the fragment as many times as needed. See Section JSP.7.1.6 for more details on JSP Fragments.

Because JSP Fragments do not support scriptlets, the `<body-content>` of a `SimpleTag` cannot be "JSP". A JSP page is invalid if it references a custom tag whose tag handler implements the `SimpleTag` interface and whose `<body-content>` is equal to "JSP" as per the supporting TLD.

JSP.7.1.6 JSP Fragments

During the translation phase, various pieces of the page are translated into implementations of the `javax.servlet.jsp.tagext.JspFragment` abstract class, before being passed to a tag handler. This is done automatically for any JSP code in the body of a *named attribute* (one that is defined by `<jsp:attribute>`) that is declared to be a fragment, or of type `JspFragment`, in the TLD. This is also automatically done for the body of any tag handled by a Simple Tag handler. Once passed in, the tag handler can then evaluate and re-evaluate the fragment as many times as needed, or even pass it along to other tag handlers, in the case of Tag Files.

A JSP fragment can be parameterized by a tag handler by setting page-scoped attributes in the `JspContext` associated with the fragment. These attributes can then be accessed via the EL.

A translation error must occur if a piece of JSP code that is to be translated into a JSP Fragment contains scriptlets or scriptlet expressions.

See Chapter JSP.13, “Tag Extension API” for more details on the `JspFragment` abstract class.

JSP.7.1.7 Simple Examples of Simple Tag Handlers

In this section, we revisit the prototypical uses of classic tag extensions, as was presented in Section JSP.7.1.4, and briefly describe how they are implemented using simple tag handlers.

JSP.7.1.7.1 Plain Actions

To implement plain actions, the tag library developer creates a class that extends `SimpleTagSupport` and implements the `doTag` method. The details on accessing attributes and enforcing an empty body are the same as with classic tag handlers. By default, the rest of the page will be evaluated after invoking `doTag`. To signal that the page is to be skipped, `doTag` throws `SkipPageException`.

JSP.7.1.7.2 Actions with a Body

To implement actions with a body, the tag library developer implements `doTag` and invokes the body at any point by calling `invoke` on the `JspFragment` object passed in via the `setJspBody` method. The tag handler can provide the fragment access to variables through the `JspContext` object.

JSP.7.1.7.3 Conditionals

All conditional logic is handled in the `doTag` method. If the body is not to be invoked, the tag library developer simply does not call `invoke` on the `JspFragment` object passed in via `setJspBody`.

JSP.7.1.7.4 Iterations

All iteration logic is handled in the `doTag` method. The tag library developer simply calls `invoke` on the `JspFragment` object passed in via `setJspBody` as many times as needed.

JSP.7.1.7.5 Actions that Process their Body

To divert the result of the body invocation, the tag library developer passes a `java.io.Writer` object to the `invoke` method on the body `JspFragment`. Unlike the standard tag handler's `BodyContent` solution, the result of the invocation does not need to be buffered.

JSP.7.1.7.6 Cooperating Actions

Cooperating actions work the same way as with classic tag handlers. A `setParent` method is available in the `SimpleTag` interface and is called by the container before calling `doTag` if one tag invocation is nested within another. A `findAncestorWithClass` method is available on `SimpleTagSupport`. This should be used, instead of `TagSupport.findAncestorWithClass()`, in all cases where the desired return value may implement `SimpleTag`.

Note that `SimpleTag` does not extend `Tag`. Because of this, the `JspTag` common base is used in these new APIs instead of `Tag`. Furthermore, because `Tag.setParent` only accepts an object of type `Tag`, tag collaboration becomes more difficult when classic tag handlers are nested inside `SimpleTag` custom actions.

To make things easier, the `javax.servlet.jsp.tagext.TagAdapter` class can wrap any `SimpleTag` and expose it as if it were a `Tag` instance. The original `JspTag` can be retrieved through its `getAdaptee` method. Whenever calling the `setParent` method on a classic `Tag` in a case where the outer tag does not implement `Tag`, the JSP Container must construct a new `TagAdapter` and call `setParent` on the classic `Tag` passing in the adapter.

See Chapter JSP.13, "Tag Extension API" for more details on these APIs.

JSP.7.1.8 Attributes With Dynamic Names

Prior to JSP 2.0, the name of every attribute that a tag handler accepted was pre-determined at the time the tag handler was developed. It is sometimes useful, however, to be able to define a tag handler that accepts attributes with dynamic names that are not known until the page author uses the tag. For example, it is time consuming and error-prone to anticipate what attributes a user may wish to pass to a tag that mimics an HTML element.

New to JSP 2.0 is the ability to declare that a tag handler accepts additional attributes with dynamic names. This is done by having the tag handler implement the `javax.servlet.jsp.tagext.DynamicAttributes` interface. See Chapter JSP.13, “Tag Extension API” for more details on this interface.

JSP.7.1.9 Event Listeners

A tag library may include classes that are event listeners (see the Servlet 2.5 specification). The listeners classes are listed in the tag library descriptor and the JSP container automatically instantiates them and registers them. A Container is required to locate all TLD files (see Section JSP.7.3.1 for details on how they are identified), read their listener elements, and treat the event listeners as extensions of those listed in `web.xml`.

The order in which the listeners are registered is undefined, but they are registered before application start.

JSP.7.1.10 JspId Attribute

Sometimes it may be useful to provide unique identifications for tag handlers. A tag handler can implement the interface `javax.servlet.jsp.tagext.JspIdConsumer` for such functionality. See section JSP.13.4 for more details.

JSP.7.1.11 Resource Injection

The Java Metadata specification (JSR-175), which is part of J2SE 5.0 and greater, provides a means of specifying configuration data in Java code. Metadata in Java code is also referred to as annotations. In Java EE, annotations are used to declare dependencies on external resources and configuration data in Java code without the need to define that data in a configuration file.

Section SRV.14.5 of the Servlet Specification describes the behavior of annotations and resource injection in Java EE technology compliant web containers.

In the JSP specification, tag handlers which implement interfaces `javax.servlet.jsp.tagext.Tag` and `javax.servlet.jsp.tagext.SimpleTag` may be annotated for injection. In both cases, injection occurs immediately after an instance of the tag handler is constructed, and before any of the tag properties are initialized.

Event Listeners (See Section JSP.7.1.9, “Event Listeners”) can also be annotated for resource injection. Injection occurs immediately after an instance of the event handler is constructed, and before it is registered.

The annotations supported are:

- `@EJB`, `@EJBs`
- `@PersistenceContext`, `@PersistenceContexts`
- `@PersistenceUnit`, `@PersistenceUnits`
- `@PostConstruct`, `@PreDestroy`
- `@Resource`, `@Resources`
- `@WebServiceRef`, `@WebServiceRefs`

Please see Section SRV.14.5 of the servlet specification for more details on these annotations.

A JSP container that is not part of a Java EE technology-compliant implementation is encouraged, but not required, to support resource injection.

Resource injection is not supported for JSP pages or tag files.

JSP.7.2 Tag Libraries

A *tag library* is a collection of actions that encapsulate some functionality to be used from within a JSP page. A tag library is made available to a JSP page through a `taglib` directive that identifies the tag library via a URI (Universal Resource Identifier).

The URI identifying a tag library may be any valid URI as long as it can be used to uniquely identify the semantics of the tag library.

The URI identifying the tag library is associated with a *Tag Library Description* (TLD) file and with *tag handler* classes as indicated in Section JSP.7.3 below.

JSP.7.2.1 Packaged Tag Libraries

JSP page authoring tools and JSP containers are required to accept a tag library that is packaged as a JAR file. When deployed in a JSP container, the standard JAR conventions described in the Servlet 2.5 specification apply, including the conventions for dependencies on extensions.

Packaged tag libraries must have at least one tag library descriptor file. The JSP 1.1 specification allowed only a single TLD, in META-INF/taglib.tld, but as of JSP 1.2 multiple tag libraries are allowed. See Section JSP.7.3.1 for how TLDs are identified.

Both Classic and Simple Tag Handlers (implemented either in Java or as tag files) can be packaged together.

JSP.7.2.2 Location of Java Classes

A tag library contains classes for instantiation at translation time and classes for instantiation at request time. The former include classes such as TagLibraryValidator and TagExtraInfo. The latter include tag handler and event listener classes.

The usual conventions for Java classes apply: as part of a web application, they must reside either in a JAR file in the WEB-INF/lib directory, or in a directory in the WEB-INF/classes directory.

A JAR containing packaged tag libraries must be dropped into the WEB-INF/lib directory to make its classes available at request time (and also at translation time, see Section JSP.7.3.7). The mapping between the URI and the TLD is explained further below.

JSP.7.2.3 Tag Library directive

The taglib directive in a JSP page declares that the page uses a tag library, uniquely identifies the tag library using a URI, and associates a tag prefix with usage of the actions in the library.

A JSP container maps the URI used in the taglib directive into a Tag Library Descriptor in two steps: it resolves the URI into a TLD resource path, and then derives the TLD object from the TLD resource path.

If the JSP container cannot locate a TLD resource path for a given URI, a fatal translation error shall result. Similarly, it is a fatal translation error for a URI attribute value to resolve to two different TLD resource paths.

It is a fatal translation error for the taglib directive to appear after actions using the prefix introduced by it.

JSP.7.3 The Tag Library Descriptor

The Tag Library Descriptor (TLD) is an XML document that describes a tag library. The TLD for a tag library is used by a JSP container to interpret pages that include `taglib` directives referring to that tag library. The TLD is also used by JSP page authoring tools that will generate JSP pages that use a library, and by authors who do the same manually.

The TLD includes documentation on the library as a whole and on its individual tags, version information on the JSP container and on the tag library, and information on each of the actions defined in the tag library.

The TLD may name a `TagLibraryValidator` class that can validate that a JSP page conforms to a set of constraints expected by the tag library.

Each action in the library is described by giving its name, the class of its tag handler, information on any scripting variables created by the action, and information on attributes of the action. Scripting variable information can be given directly in the TLD or through a `TagExtraInfo` class. For each valid attribute there is an indication about whether it is mandatory, whether it can accept request-time expressions, and additional information.

A TLD file is useful for providing information on a tag library. It can be read by tools without instantiating objects or loader classes. Our approach conforms to the conventions used in other Java EE technologies.

As of JSP 2.0, the format for the Tag Library Descriptor is represented in XML Schema. This allows for a more extensible TLD that can be used as a true single-source document.

JSP.7.3.1 Identifying Tag Library Descriptors

Tag library descriptor files have names that use the extension `.tld`, and the extension indicates a tag library descriptor file. When deployed inside a JAR file, the tag library descriptor files must be in the `META-INF` directory, or a subdirectory of it. When deployed directly into a web application, the tag library descriptor files must always be in the `WEB-INF` directory, or some subdirectory of it. TLD files should not be placed in `/WEB-INF/classes` or `/WEB-INF/lib`, and must not be placed inside `/WEB-INF/tags` or a subdirectory of it, unless named *implicit.tld* and intended to configure an implicit tag library with its JSP version and `tlib-version`.

The XML Schema for a TLD document is http://java.sun.com/xml/ns/j2ee/web-jsptaglibrary_2_1.xsd. See Section JSP.C.1, “XML Schema for TLD, JSP 2.1”.

Note that tag files, which collectively form tag libraries, may or may not have an explicitly defined TLD. In the case that they do not, the container generates an

implicit TLD that can be referenced using the `tagdir` attribute of the `taglib` directive. More details about identifying this implicit Tag Library Descriptor can be found in Chapter JSP.8, “Tag Files”.

JSP.7.3.2 TLD resource path

A URI in a `taglib` directive is mapped into a context relative path (as discussed in Section JSP.1.2.1, “Relative URL Specifications”). The context relative path is a URL without a protocol and host components that starts with `/` and is called the *TLD resource path*.

The TLD resource path is interpreted relative to the root of the web application and should resolve to a TLD file directly, or to a JAR file that has a TLD file at location `META-INF/taglib.tld`. If the TLD resource path is not one of these two cases, a fatal translation error will occur.

The URI describing a tag library is mapped to a TLD resource path through a *taglib map*, and a fallback interpretation that is to be used if the map does not contain the URI. The taglib map is built from an explicit taglib map in `web.xml` (described in Section JSP.7.3.3) that is extended with implicit entries deduced from packaged tag libraries in the web application (described in Section JSP.7.3.4), and implicit entries known to the JSP container. The fallback interpretation is targeted to a casual use of the mechanism, as in the development cycle of the Web Application; in that case the URI is interpreted as a direct path to the TLD (see Section JSP.7.3.6.2).

The following order of precedence applies (from highest to lowest) when building the taglib map (see the following sections for details):

1. If the container is Java EE platform compliant, the Map Entries for the tag libraries that are part of the Java EE platform. This currently includes the JavaServer Pages Standard Tag Library libraries and the JavaServer Faces libraries.
2. Taglib Map in `web.xml`
3. Implicit Map Entries from TLDs
 - TLDs in JAR files in `WEB-INF/lib`
 - TLDs under `WEB-INF`
4. Implicit Map Entries from the Container

JSP.7.3.3 Taglib Map in web.xml

The `web.xml` file can include an explicit taglib map between URIs and TLD resource paths described using the `taglib` elements of the Web Application Deployment descriptor in `WEB-INF/web.xml`. See Section JSP.3.2, “Taglib Map” for more details.

JSP.7.3.4 Implicit Map Entries from TLDs

The taglib map described in `web.xml` is extended with new entries extracted from TLD files in the Web Application. The new entries are computed as follows:

- The container searches for all files with a `.tld` extension under `/WEB-INF` or a subdirectory, and inside JAR files that are in `/WEB-INF/lib`. When examining a JAR file, only resources under `/META-INF` or a subdirectory are considered. The order in which these files are searched for is implementation-specific and should not be relied on by web applications.
- Each TLD file is examined. If it has a `<uri>` element, then a new `<taglib>` element is created, with a `<taglib-uri>` subelement whose value is that of the `<uri>` element, and with a `<taglib-location>` subelement that refers to the TLD file.
- If the created `<taglib>` element has a different `<taglib-uri>` to any in the taglib map, it is added.

This mechanism provides an automatic URI to TLD mapping as well as supporting multiple TLDs within a packaged JAR. Note that this functionality does not require explicitly naming the location of the TLD file, which would require a mechanism like the `jar:protocol`.

Note also that the mechanism does not add duplicated entries.

JSP.7.3.5 Implicit Map Entries from the Container

The Container may also add additional entries to the taglib map. As in the previous case, the entries are only added for URIs that are not present in the map. Conceptually the entries correspond to TLD describing these tag libraries.

These implicit map entries correspond to libraries that are known to the Container, who is responsible for providing their implementation, either through tag handlers, or via the mechanism described in Section JSP.7.3.9.

JSP.7.3.6 Determining the TLD Resource Path

The TLD resource path can be determined from the `uri` attribute of a `taglib` directive as described below. In the explanation below an absolute URI is one that starts with a protocol and host, while a relative URI specification is as in section 2.5.2, i.e. one without the protocol and host part.

All steps are described as if they were taken, but an implementation can use a different implementation strategy as long as the result is preserved.

JSP.7.3.6.1 Computing TLD Locations

The `taglib` map generated in Sections JSP.7.3.3, JSP.7.3.4 and JSP.7.3.5 may contain one or more `<taglib></taglib>` entries. Each entry is identified by a `taglib_uri`, which is the value of the `<taglib-uri>` subelement. This `taglib_uri` may be an absolute URI, or a relative URI spec starting with `/` or one not starting with `/`. Each entry also defines a `taglib_location` as follows:

- If the `<taglib-location>` subelement is some relative URI specification that starts with a `/` the `taglib_location` is this URI.
- If the `<taglib-location>` subelement is some relative URI specification that does not start with `/`, the `taglib_location` is the resolution of the URI relative to `/WEB-INF/web.xml` (the result of this resolution is a relative URI specification that starts with `/`).

JSP.7.3.6.2 Computing the TLD Resource Path

The following describes how to resolve a `taglib` directive to compute the TLD resource path. It is based on the value of the `uri` attribute of the `taglib` directive.

- If `uri` is `abs_uri`, an absolute URI

Look in the `taglib` map for an entry whose `taglib_uri` is `abs_uri`. If found, the corresponding `taglib_location` is the TLD resource path. If not found, a translation error is raised.

- If `uri` is `root_rel_uri`, a relative URI that starts with `/`

Look in the `taglib` map for an entry whose `taglib_uri` is `root_rel_uri`. If found, the corresponding `taglib_location` is the TLD resource path. If no such entry is found, `root_rel_uri` is the TLD resource path.

- If uri is noroot_rel_uri, a relative URI that does not start with /

Look in the taglib map for an entry whose taglib_uri is noroot_rel_uri. If found, the corresponding taglib_location is the TLD resource path. If no such entry is found, resolve noroot_rel_uri relative to the current JSP page where the directive appears; that value (by definition, this is a relative URI specification that starts with /) is the TLD resource path. For example, if /a/b/c.jsp references ../../WEB-INF/my.tld, then if there is no taglib_location that matches ../../WEB-INF/my.tld, the TLD resource path would be /WEB-INF/my.tld.

JSP.7.3.6.3 Usage Considerations

The explicit web.xml map provides a explicit description of the tag libraries that are being used in a web application.

The implicit map from TLDs means that a JAR file implementing a tag library can be dropped in and used immediately through its stable URIs.

The use of relative URI specifications in the taglib map enables very short names in the taglib directive. For example, if the map is:

```
<taglib>
  <taglib-uri>/myPRlibrary</taglib-uri>
  <taglib-location>/WEB-INF/tlds/PRlibrary_1_4.tld</taglib-location>
</taglib>
```

then it can be used as:

```
<%@ taglib uri="/myPRlibrary" prefix="x" %>
```

Finally, the fallback rule allows a taglib directive to refer directly to the TLD. This arrangement is very convenient for quick development at the expense of less flexibility and accountability. For example, in the case above, it enables:

```
<%@ taglib uri="/WEB-INF/tlds/PRlibrary_1_4.tld" prefix="x" %>
```

JSP.7.3.7 Translation-Time Class Loader

The set of classes available at translation time is the same as that available at runtime: the classes in the underlying Java platform, those in the JSP container, and those in the class files in WEB-INF/classes, in the JAR files in WEB-INF/lib, and, indirectly those indicated through the use of the class-path attribute in the META-INF/MANIFEST file of these JAR files.

JSP.7.3.8 Assembling a Web Application

As part of the process of assembling a web application, the Application Assembler will create a WEB-INF/ directory, with appropriate lib/ and classes/ subdirectories, place JSP pages, servlet classes, auxiliary classes, and tag libraries in the proper places, and create a WEB-INF/web.xml that ties everything together.

Tag libraries that have been delivered in the standard JAR format can be dropped directly into WEB-INF/lib. This automatically adds all the TLDs inside the JAR, making their URIs advertised in their <uri> elements visible to the URI to TLD map. The assembler may create taglib entries in web.xml for each of the libraries that are to be used.

Part of the assembly (and later the deployment) may create and/or change information that customizes a tag library; see Section JSP.7.5.3.

JSP.7.3.9 Well-Known URIs

A JSP container may “know of” some specific URIs and may provide alternate implementations for the tag libraries described by these URIs, but the user must see the behavior as that described by the required, portable tag library description described by the URI.

A JSP container must always use the mapping specified for a URI in the web.xml deployment descriptor if present. If the deployer wants to use the platform-specific implementation of the well-known URI, the mapping for that URI should be removed at deployment time.

JSP.7.3.10 Tag and Tag Library Extension Elements

The JSP 2.0 Tag Library Descriptor supports the notion of Tag Extension Elements and Tag Library Extension Elements. These are elements added to the TLD by the tag library developer that provide additional information about the tag, using a schema defined outside of the JSP specification.

The information contained in these extensions is intended to be used by tools only, and is not accessible at compile-time, deployment-time, or run-time. JSP containers must not alter their behavior based on the content, the presence, or the absence of a particular Tag or Tag Library Extension Element. In addition, JSP containers must consider invalid any tag library that specifies `mustUnderstand="true"` for any Tag or Tag Library Extension element. Any attempt to use an invalid tag library must produce a translation error. This is to preserve application compatibility across containers.

The JSP container may use schema to validate the structure of the Tag Library Descriptor. If it does so, any new content injected into Tag or Tag Library Extension elements must not be validated by the JSP Container.

Tag Library Extension Elements provide extension information at the tag library level, and are specified by adding a <taglib-extension> element as a child of <taglib>. Tag Extension Elements provide extension information at the tag level, and are specified by adding a <tag-extension> element as a child of <tag>. To use these elements, an XML namespace must first be defined and the namespace must be imported into the TLD.

There are efforts under way in the JCP (Java Community Process) to define standard extensions for enhanced tool support for JSP page authoring. Such standard extensions should be used where appropriate.

JSP.7.3.10.1 Example

In the following non-normative example, a fictitious company called ACME has decided to enhance the page author's experience by defining a set of Tag and Tag Library Extension elements that cause sounds to be played when inserting tags in a document.

In this hypothetical example, ACME has published an XML Schema at <http://www.acme.com/acme.xsd> that defines the extensions, and has provided plug-ins for various JSP-capable IDEs to recognize these extension elements.

The following example tag library uses ACME's extensions to provide helpful voice annotations that describe how to use each tag in the tag library. Relevant parts highlighted in bold:

```
<taglib xmlns="http://java.sun.com/xml/ns/javaee"
  xmlns:xsi="http://www.w3.org/2001/XMLSchema-instance"
  xmlns:acme="http://acme.com/"
  xsi:schemaLocation="http://java.sun.com/xml/ns/javaee
    http://java.sun.com/xml/ns/j2ee/web-jsptaglibrary_2_1.xsd
    http://acme.com/ http://acme.com/acme.xsd"
  version="2.1">
  <description>
    Simple Math Tag Library.
    Contains ACME sound extensions with helpful voice annotations
    that describe how to use the tags in this library.
  </description>
  <tlib-version>1.0</tlib-version>
  <short-name>math</short-name>
  <tag>
```

```

<description>Adds two numbers</description>
<display-name>add</display-name>
<name>add</name>
<tag-class>com.foobar.tags.AddTag</tag-class>
<body-content>empty</body-content>
<attribute>
  <name>x</name>
  <type>java.lang.Double</type>
</attribute>
<attribute>
  <name>y</name>
  <type>java.lang.Double</type>
</attribute>
<tag-extension namespace="http://acme.com/">
  <!-- Extensions for tag sounds -->
  <extension-element xsi:type="acme:acme-soundsType">
    <acme:version>1.5</acme:version>
    <!-- Sound played for help on the add tag -->
    <acme:tag-sound>sounds/add.au</acme:tag-sound>
    <!-- Sound played for help on the x attribute -->
    <acme:attribute-sound name="x">
      sounds/add-x.au
    </acme:attribute-sound>
    <!-- Sound that's played for help on the yattribute -->
    <acme:attribute-sound name="y">
      sounds/add-y.au
    </acme:attribute-sound>
  </extension-element>
</tag-extension>
</tag>
<taglib-extension namespace="http://acme.com/">
  <!-- Extensions for taglibrary sounds-->
  <extension-element xsi:type="acme:acme-soundsType">
    <acme:version>1.5</acme:version>
    <!-- Sound played when author imports this taglib -->
    <acme:import-sound>sounds/intro.au</acme:import-sound>
  </extension-element>
</taglib-extension>
</taglib>

```

The corresponding acme.xsd file would look something like:

```
<?xml version="1.0" encoding="UTF-8"?>
```



```

<xsd:schema
    targetNamespace="http://acme.com/"
    xmlns:j2ee="http://java.sun.com/xml/ns/j2ee"
    xmlns:acme="http://acme.com/"
    xmlns:xsd="http://www.w3.org/2001/XMLSchema"
    xmlns:xml="http://www.w3.org/XML/1998/namespace"
    elementFormDefault="qualified"
    attributeFormDefault="unqualified"
    version="1.0">

    <xsd:annotation>
        <xsd:documentation>
            This an XML Schema for sample Acme taglib extensibility
            elements, used to test TLD extensibility.
        </xsd:documentation>
    </xsd:annotation>

    <!-- ***** -->

    <xsd:import namespace="http://java.sun.com/xml/ns/j2ee"
        schemaLocation="../web-jsptaglibrary_2_0.xsd" />

    <!-- ***** -->

    <xsd:complexType name="acme-soundsType">
        <xsd:annotation>
            <xsd:documentation>
                Extension for sounds associated with a tag
            </xsd:documentation>
        </xsd:annotation>
        <xsd:complexContent>
            <xsd:extension base="j2ee:extensibleType">
                <xsd:sequence>
                    <xsd:element name="version" type="xsd:string"/>
                    <xsd:element name="tag-sound" type="xsd:string"
                        minOccurs="0" maxOccurs="unbounded"/>
                    <xsd:element name="attribute-sound"
                        minOccurs="0" maxOccurs="unbounded">
                        <xsd:complexType>
                            <xsd:simpleContent>
                                <xsd:extension base="xsd:string">
                                    <xsd:attribute name="name" use="required"
                                        type="xsd:string" />
                                </xsd:extension>
                            </xsd:simpleContent>
                        </xsd:complexType>
                    </xsd:element>
                </xsd:sequence>
            </xsd:extension>
        </xsd:complexContent>
    </xsd:complexType>

```

```

        </xsd:simpleContent>
    </xsd:complexType>
</xsd:element>
    <xsd:element name="import-sound" type="xsd:string"
        minOccurs="0" maxOccurs="unbounded" />
</xsd:sequence>
</xsd:extension>
</xsd:complexContent>
</xsd:complexType>

<!-- ***** -->

</xsd:schema>

```

JSP.7.4 Validation

There are a number of reasons why the structure of a JSP page should conform to some validation rules:

- Request-time semantics; e.g. a subelement may require the information from some enclosing element at request-time .
- Authoring-tool support; e.g. a tool may require an ordering in the actions.
- Methodological constraints; e.g. a development group may want to constrain the way some features are used.

Validation can be done either at translation-time or at request-time. In general translation-time validation provides a better user experience, and the JSP 2.2 specification provides a very flexible translation-time validation mechanism.

JSP.7.4.1 Translation-Time Mechanisms

Some translation-time validation is represented in the Tag Library Descriptor. In some cases a TagExtraInfo class needs to be provided to supplement this information.

JSP.7.4.1.1 Attribute Information

The Tag Library Descriptor contains the basic syntactic information. In particular, the attributes are described including their name, whether they are optional or

mandatory, and whether they accept request-time expressions. Additionally the `body-content` element can be used to indicate that an action must be empty.

All constraints described in the TLD must be enforced. A tag library author can assume that the tag handler instance corresponds to an action that satisfies all constraints indicated in the TLD.

JSP.7.4.1.2 Validator Classes

A `TagLibraryValidator` class may be listed in the TLD for a tag library to request that a JSP page be validated. The XML view of a JSP page is exposed through a `PageData` class, and the validator class can do any checks the tag library author may have found appropriate.

The JSP container must uniquely identify all XML elements in the XML view of a JSP page through a `jsp:id` attribute. This attribute can be used to provide better information on the location of an error.

The validator class mechanism is new as of the JSP 1.2 specification. A `TagLibraryValidator` can be passed some initialization parameters in the TLD. This eases the reuse of validator classes. We expect that validator classes will be written based on different XML schema mechanisms (DTDs, XSchema, Relaxx, others). Standard validator classes may be incorporated into a later version of the JSP specification if a clear schema standard appears at some point.

JSP.7.4.1.3 TagExtraInfo Class Validation

Additional translation-time validation can be done using the `validate` method in the `TagExtraInfo` class. The `validate` method is invoked at translation-time and is passed a `TagData` instance as its argument. As of JSP 2.0, the default behavior of `validate` is to call the `isValid` method.

The `isValid` mechanism was the original validation mechanism introduced in JSP 1.1 with the rest of the Tag Extension machinery. Tag libraries that are designed to run in JSP 1.2 containers or higher should use the validator class mechanism. Tag libraries that are designed to run in JSP 2.0 containers or higher that wish to use the `TagExtraInfo` validation mechanism are encouraged to implement the `validate` method in favor of the `isValid` method due to the ability to provide better validation messages. Either method will work, though implementing both is not recommended.

JSP.7.4.2 Request-Time Errors

In some cases, additional request-time validation will be done dynamically within the methods in the tag handler. If an error is discovered, an instance of `JspEx-`

ception can be thrown. If uncaught, this object will invoke the errorpage mechanism of the JSP specification.

JSP.7.5 Conventions and Other Issues

This section is not normative, although it reflects good design practices.

JSP.7.5.1 How to Define New Implicit Objects

We advocate the following style for the introduction of implicit objects:

- Define a tag library.
- Add an action called `defineObjects` to define the desired objects.

The JSP page can make these objects available as follows:

```
<%@ taglib prefix="me" uri="....." %>
<me:defineObjects />
.... start using the objects....
```

This approach has the advantage of requiring no new machinery and of making very explicit the dependency.

In some cases there may be an implementation dependency in making these objects available. For example, they may be providing access to some functionality that exists only in a particular implementation. This can be done by having the tag extension class test at run-time for the existence of some implementation dependent feature and raise a run-time error (this, of course, makes the page not Java EE compliant).

This mechanism, together with the access to metadata information allows for vendors to innovate within the standard.

Note – If a feature is added to a JSP specification, and a vendor also provides that feature through its vendor-specific mechanism, the standard mechanism, as indicated in the JSP specification will “win”. This means that vendor-specific mechanisms can slowly migrate into the specification as they prove their usefulness.

JSP.7.5.2 Access to Vendor-Specific information

If a vendor wants to associate some information that is not described in the current version of the TLD with some tag library, it can do so by inserting the information in a document it controls, inserting the document in the WEB-INF portion of the Web Application where the Tag Library resides, and using the standard Servlet 2.4 mechanisms to access that information.

JSP.7.5.3 Customizing a Tag Library

A tag library can be customized at assembly and deployment time. For example, a tag library that provides access to databases may be customized with login and password information.

There is no convenient place in web.xml in the Servlet 2.4 spec for customization information. A standardized mechanism is probably going to be part of a forthcoming JSP specification, but in the meantime the suggestion is that a tag library author place this information in a well-known location at some resource in the WEB-INF/ portion of the Web Application and access it via the getResource call on the ServletContext.

CHAPTER JSP.8

Tag Files

This chapter describes the details of tag files, a JSP 2.0 facility that allows page authors to author tag extensions using only JSP syntax. In the past, the ability to encapsulate presentation logic into reusable, full-featured tag libraries was only available to developers that had a reasonable amount of Java experience. Tag files bring the power of reuse to the basic page author, who are not required to know Java. When used together with JSP Fragments and Simple Tag Handlers, these concepts have the ability to simplify JSP development substantially, even for developers who do know Java.

JSP.8.1 Overview

As of JSP version 2.0, the JSP Compiler is required to recognize tag files. A tag file is a source file that provides a way for a page author to abstract a segment of JSP code and make it reusable via a custom action.

Tag files allow a JSP page author to create tag libraries using JSP syntax. This means that page authors no longer need to know Java or ask someone who knows Java to write a tag extension. Even for page authors or tag library developers who know Java, writing tag files is more convenient when developing tags that primarily output template text.

The required file extension for a tag file are `.tag` or `.tagx`. As is the case with JSP files, the actual tag may be composed of a top file that includes other files that contain either a complete tag or a segment of a tag file. Just as the recommended extension for a segment of a JSP file is `.jspx`, the recommended extension for a segment of a tag file is `.tagf`.

JSP.8.2 Syntax of Tag Files

The syntax of a tag file is similar to that of a JSP page, with the following exceptions:

- Directives - Some directives are not available or have limited availability, and some tag file specific directives are available. See Section JSP.8.5, “Tag File Directives” for a discussion on tag file directives.
- The `<jsp:invoke>` and `<jsp:doBody>` standard actions can only be used in Tag Files.

The EBNF grammar in Section JSP.1.3.10, “JSP Syntax Grammar” describes the syntax of tag files. The root production for a tag files is `JSPTagDef`.

See Section JSP.8.6 for details on tag files in XML syntax.

JSP.8.3 Semantics of Tag Files

For each tag file in the web application, a tag handler is made available to JSP pages and other tag files. The specifics of how this is done are left up to the Container implementation. For example, some Containers may choose to compile tag files into Java tag handlers, whereas others may decide to interpret the tag handlers.

However the Container chooses to prepare the tag handler, the following conditions must hold true for all tag handlers defined as tag files:

- The tag file implementation must keep a copy of the `JspContext` instance passed to it by the invoking page via the `setJspContext` method. This is called the *Invoking JSP Context*.
- The tag file implementation must create and maintain a second instance of `JspContext` called a *JSP Context Wrapper*. If the Invoking JSP Context is an instance of `PageContext`, the JSP Context Wrapper must also be an instance of `PageContext`. This wrapper must be returned when `getJspContext()` is called.
- For each invocation to the tag, the JSP Context Wrapper must present a clean page scope containing no initial elements. All scopes other than the page scope must be identical to those in the Invoking JSP Context and must be modified accordingly when updates are made to those scopes in the JSP Context Wrapper. Any modifications to the page scope, however, must not affect the Invoking JSP Context.

- For each attribute declared and specified, a page-scoped variable must be created in the page scope of the JSP Context Wrapper, unless the attribute is a deferred value or a deferred method, in which case the VariableMapper obtained from the ELContext in the current pageContext is used to map the deferred expression to the attribute name. The name of the variable must be the same as the declared attribute name. The value of the variable must be the value of the attribute passed in during invocation. For each attribute declared as optional and not specified, no variable is created. If the tag accepts dynamic attributes, then the names and values of those dynamic attributes must be exposed to the tag file as specified in Table JSP.8-2.

If the attribute is a deferred-value, it is directly mapped. If the attribute is a deferred-method, it is wrapped in a ValueExpression, and the resulting ValueExpression is mapped.

There are two implications here. They are best illustrated by examples. Suppose we have a tag file

tagf.tag:

```
<%@ attribute name="attr1" deferredValue="true"/>
<%@ attribute name="attr2" deferredMethod="true"/>
<c:out value="${attr1.bar}"/>
<h:commandButton value="#{attr1.foo}" action="#{attr2}"/>
```

used in test.jsp

```
<%@ taglib prefix="my" tagdir="/WEB-INF/tags"%>
<my:tagf attr1="#{someExpr}" attr2="#{someMethod}"/>
```

First, in tagf.tag, `${attr1.bar}` will cause the immediate evaluation of the deferred expression. Secondly, since the VariableMapper is used to resolve variables at EL parse time, a deferred expression such as `#{attr1.foo}` is not dependent on attr1 anymore, so that it can be evaluated long after the end of life of the tag file's pageContext. This is very useful for JavaServer Faces applications.

Since the EL syntax does not allow for invocation of the method in a MethodExpression, the only allowable use of attr2 is to pass it to another tag that has a deferred-method attribute, in the form of `#{attr2}`.

- For all intents and purposes other than for synchronizing the `AT_BEGIN`, `NESTED`, and `AT_END` scripting variables, the effective `JspContext` for the tag file is the JSP Context Wrapper. For example, the `jspContext` scripting variable must point to the JSP Context Wrapper instead of the invoking JSP Context.
- The tag handler must behave as though a tag library descriptor entry was defined for it, in accordance with the tag, attribute, and variable directives that appear in the tag file translation unit.

It is legal for a tag file to forward to a page via the `<jsp:forward>` standard action. Just as for JSP pages, the forward is handled through the request dispatcher. Upon return from the `RequestDispatcher.forward` method, the generated tag handler must stop processing of the tag file and throw `javax.servlet.jsp.SkipPageException`. Similarly, if a tag file invokes a Classic Tag Handler which returns `SKIP_PAGE` from the `doEndTag` method, or if it invokes a Simple Tag Handler which throws `SkipPageException` in the `doTag` method, the generated tag handler must terminate and `SkipPageException` must be thrown. In either of these two cases, the `doCatch` and `doFinally` methods must be called on enclosing tags that implement the `TryCatchFinally` interface before returning. The `doEndTag` methods of enclosing classic tags must not be called.

Care should be taken when invoking a classic tag handler from a tag file. In general, `SimpleTag` Extensions can be used in environments other than servlet environments. However, because the `Tag` interface relies on `PageContext`, which in turn assumes a servlet environment, using classic tag handlers indirectly binds the use of the tag file to servlet environments. Nonetheless, the JSP container must allow such an invocation to occur. When a tag file attempts to invoke a classic tag handler (i.e. one that implements the `Tag` interface), it must cast the `JspContext` passed to the `SimpleTag` into a `PageContext`. In the event that the class cast fails, the invocation of the classic tag fails, and a `JspException` must be thrown.

If a tag file in XML syntax contains a `jsp:root` element, the value of that element's version attribute must match the tag file's JSP version. See Section JSP.8.4.2, "Packaging in a JAR", and Section JSP.8.4.3, "Packaging Directly in a Web Application", for how the JSP version of a tag file is determined.

JSP.8.4 Packaging Tag Files

One of the goals of tag files as a technology is to make it as easy to write a tag handler as it is to write a JSP. Traditionally, writing tag handlers has been a tedious task, with a lot of time spent compiling and packaging the tag handlers

and writing a TLD to provide information to tools and page authors about the custom actions. The rules for packaging tag files are designed to make it very simple and fast to write simple tags, while still providing as much power and flexibility as classic tag handlers have.

JSP.8.4.1 Location of Tag Files

Tag extensions written in JSP using tag files can be placed in one of two locations. The first possibility is in the `/META-INF/tags/` directory (or a subdirectory of `/META-INF/tags/`) in a JAR file installed in the `/WEB-INF/lib/` directory of the web application. Tags placed here are typically part of a reusable library of tags that can be easily dropped into any web application.

The second possibility is in the `/WEB-INF/tags/` directory (or a subdirectory of `/WEB-INF/tags/`) of the web application. Tags placed here are within easy reach and require little packaging. Only files with a `.tag` or `.tagx` extension are recognized by the container to be tag files.

Tag files that appear in any other location are not considered tag extensions and must be ignored by the JSP container. For example, a tag file that appears in the root of a web application would be treated as content to be served.

JSP.8.4.2 Packaging in a JAR

To be accessible, tag files bundled in a JAR require a Tag Library Descriptor. Tag files that appear in a JAR but are not defined in a TLD must be ignored by the JSP container.

JSP 2.0 adds an additional TLD element to describe tags within a tag library, namely `<tag-file>`. The `<tag-file>` element requires `<name>` and `<path>` subelements, which define the tag name and the full path of the tag file from the root of the JAR, respectively. In a JAR file, the `<path>` element must always begin with `/META-INF/tags`. The values for the other subelements of `<tag-file>` override the defaults specified in the tag directive. Tag files packaged in a JAR inherit the JSP version of the TLD that references them.

Note that it is possible to combine both classic tag handlers and tag handlers implemented using tag files in the same tag library by combining the use of `<tag>` and `<tag-file>` elements under the `<taglib>` element. This means that in most instances the client is unaware of how the tag extension was implemented. Given that `<tag>` and `<tag-file>` share a namespace, a tag library is considered invalid and must be rejected by the container if a `<tag-file>` element has a `<name>` subelement with the same content as a `<name>` subelement in a `<tag>` element. Any attempt to use an invalid tag library must trigger a translation error.

JSP.8.4.3 Packaging Directly in a Web Application

Tag files placed in the `/WEB-INF/tags/` directory of the web application, or a subdirectory, are made easily accessible to JSPs without the need to explicitly write a Tag Library Descriptor. This makes it convenient for page authors to quickly abstract reusable JSP code by simply creating a new file and placing the code inside of it.

The JSP container must interpret the `/WEB-INF/tags/` directory and each subdirectory under it, as another implicitly defined tag library containing tag handlers defined by the tag files that appear in that directory. There are no special relationships between subdirectories - they are allowed simply for organizational purposes. For example, the following web application contains three tag libraries:

```
/WEB-INF/tags/  
/WEB-INF/tags/a.tag  
/WEB-INF/tags/b.tag  
/WEB-INF/tags/foo/  
/WEB-INF/tags/foo/c.tagx  
/WEB-INF/tags/bar/baz/  
/WEB-INF/tags/bar/baz/d.tag
```

The JSP container must generate an implicit tag library for each directory under and including `/WEB-INF/tags/`. This tag library can be imported only via the `tagdir` attribute of the `taglib` directive (see Section JSP.1.10.2, “The `taglib` Directive”), and has the following hard-wired values:

- `<tlib-version>` for the tag library defaults to 1.0
- `<short-name>` is derived from the directory name. If the directory is `/WEB-INF/tags/`, the short name is simply `tags`. Otherwise, the full directory path (relative to the web application) is taken, minus the `/WEB-INF/tags/` prefix. Then, all `/` characters are replaced with `-`, which yields the short name. Note that short names are not guaranteed to be unique (as in `/WEB-INF/tags/` versus `/WEB-INF/tags/tags/` or `/WEB-INF/tags/a-b/` versus `/WEB-INF/tags/a/b/`)
- A `<tag-file>` element is considered to exist for each tag file in this directory, with the following sub-elements:
 - The `<name>` for each is the filename of the tag file, without the `.tag` or `.tagx` extension.
 - The `<path>` for each is the path of the tag file, relative to the root of the web application.

For the above example, the implicit Tag Library Descriptor for the `/WEB-INF/tags/bar/baz/` directory would be:

```
<taglib>
  <tlib-version>1.0</tlib-version>
  <short-name>bar-baz</short-name>
  <tag-file>
    <name>d</name>
    <path>/WEB-INF/tags/bar/baz/d.tag</path>
  </tag-file>
</taglib>
```

The JSP version of an implicit tag library defaults to 2.0.

The JSP version and `tlib-version` of an implicit tag library may be configured by placing a TLD with the reserved name *implicit.tld* in the same directory as the implicit tag library's constituent tag files. A JSP 2.1 container must consider only the JSP version and `tlib-version` specified by an *implicit.tld* file, and ignore its `short-name` element. Any additional elements in an *implicit.tld* file must cause a translation error. The JSP version specified in an *implicit.tld* file must be equal to or greater than 2.0, or else a translation error must be reported.

Upon deployment, the JSP container must search for and process all tag files appearing in these directories and subdirectories. In processing a tag file, the container makes the custom actions defined in these tags available to JSP files.

If a directory contains two files with the same tag name (e.g. `a.tag` and `a.tagx`), it is considered to be the same as having a TLD file with two `<tag>` elements whose `<name>` sub-elements are identical. The tag library is therefore considered invalid.

Despite the existence of an implicit tag library, a Tag Library Descriptor in the web application can still create additional tags from the same tag files. This is accomplished by adding a `<tag-file>` element with a `<path>` that points to the tag file. In this case, the value of `<path>` must start with `/WEB-INF/tags`. If a tag file is referenced by both a TLD as well as an implicit TLD, the JSP versions of the TLD and implicit TLD do not need to match.

JSP.8.4.4 Packaging as Precompiled Tag Handlers

Tag files can also be compiled into Java classes and bundled as a tag library. This is useful for the situation where a tag library developer wishes to distribute a binary version of the tag library without the original source. Tag library developers that choose this form of packaging must use a tool that produces

portable JSP code that uses only standard APIs. Containers are not required to provide such a tool.

JSP.8.5 Tag File Directives

This section describes the directives available within tag files, which define Simple Tag Handlers. Table JSP.8-1 outlines which directives are available in tag files:

Table JSP.8-1 *Directives available to tag files*

Directive	Available?	Interpretation/Restrictions
page	no	A tag file is not a page. The tag directive must be used instead. If this directive is used in a tag file, a translation error must result.
taglib	yes	Identical to JSP pages.
include	yes	Identical to JSP pages. Note that if the included file contains syntax unsuitable for tag files, a translation error must occur.
tag	yes	Only applicable to tag files. An attempt to use this directive in JSP pages will result in a translation error.
attribute	yes	Only applicable to tag files. An attempt to use this directive in JSP pages will result in a translation error.
variable	yes	Only applicable to tag files. An attempt to use this directive in JSP pages will result in a translation error.

JSP.8.5.1 The tag Directive

The tag directive is similar to the page directive, but applies to tag files instead of JSPs. Like the page directive, a translation unit can contain more than one instance of the tag directive, all the attributes will apply to the complete translation unit (i.e. tag directives are position independent). There shall be only one occurrence of any attribute/value defined by this directive in a given translation unit, unless the values for the duplicate attributes are identical for all occurrences. The

import and pageEncoding attributes are exempt from this rule and can appear multiple times. Multiple uses of the import attribute are cumulative (with ordered set union semantics). Other such multiple attribute/value (re)definitions result in a fatal translation error if the values do not match.

The attribute/value namespace is reserved for use by this, and subsequent, JSP specification(s).

Unrecognized attributes or values result in fatal translation errors.

Examples

```
<%@ tag    display-name="Addition"
          body-content="scriptless"
          dynamic-attributes="dyn"
          small-icon="/WEB-INF/sample-small.jpg"
          large-icon="/WEB-INF/sample-large.jpg"
          description="Sample usage of tag directive" %>
```

Syntax

```
<%@ tag tag_directive_attr_list %>
```

```
tag_directive_attr_list ::=
    { display-name="display-name" }
    { body-content="scriptless|tagdependent|empty" }
    { dynamic-attributes="name" }
    { small-icon="small-icon" }
    { large-icon="large-icon" }
    { description="description" }
    { example="example" }
    { language="scriptingLanguage" }
    { import="importList" }
    { pageEncoding="peinfo" }
    { isELIgnored="true|false" }
    { deferredSyntaxAllowedAsLiteral="true|false" }
    { trimDirectiveWhitespaces="true|false" }
```

The details of the attributes are as follows:

Table JSP.8-2 *Details of tag directive attributes*

display-name	(optional) A short name that is intended to be displayed by tools. Defaults to the name of the tag file, without the .tag extension.
--------------	--

Table JSP.8-2 *Details of tag directive attributes*

body-content	(optional) Provides information on the content of the body of this tag. Can be either empty, tagdependent, or scriptless. A translation error will result if JSP or any other value is used. Defaults to scriptless.
dynamic-attributes	(optional) The presence of this attribute indicates this tag supports additional attributes with dynamic names. If present, the generated tag handler must implement the <code>javax.servlet.jsp.tagext.DynamicAttributes</code> interface, and the container must treat the tag as if its corresponding TLD entry contained <code><dynamic-attributes>true</dynamic-attributes></code> . The implementation must not reject any attribute names. The value identifies a page scoped attribute in which to place a Map containing the names and values of the dynamic attributes passed during this invocation. The Map must contain each dynamic attribute name as the key and the dynamic attribute value as the corresponding value. Only dynamic attributes with no uri are to be present in the Map; all other dynamic attributes are ignored. A translation error will result if there is a tag directive with a dynamic-attributes attribute equal to the value of a name-given attribute of a variable directive or equal to the value of a name attribute of an attribute directive in this translation unit.
small-icon	(optional) Either a context-relative path, or a path relative to the tag source file, of an image file containing a small icon that can be used by tools. Defaults to no small icon.
large-icon	(optional) Either a context-relative path, or a path relative to the tag source file, of an image file containing a large icon that can be used by tools. Defaults to no large icon.
description	(optional) Defines an arbitrary string that describes this tag. Defaults to no description.
example	(optional) Defines an arbitrary string that presents an informal description of an example of a use of this action. Defaults to no example.
language	(optional) Carries the same syntax and semantics of the language attribute of the page directive.

Table JSP.8-2 *Details of tag directive attributes*

import	(optional) Carries the same syntax and semantics of the import attribute of the page directive.
pageEncoding	(optional) Carries the same syntax and semantics of the pageEncoding attribute in the page directive. However, there is no corresponding global configuration element in web.xml. The pageEncoding attribute cannot be used in tag files in XML syntax.
isELIgnored	(optional) Carries the same syntax and semantics of the isELIgnored attribute of the page directive. However, there is no corresponding global configuration element in web.xml.
deferredSyntaxAllowedAsLiteral	(optional) Carries the same syntax and semantics of the deferredSyntaxAllowedAsLiteral attribute of the page directive. However, there is no corresponding global configuration element in web.xml. Causes a translation error if specified in a tag file with a JSP version less than 2.1.
trimDirectiveWhitespaces	(optional) Carries the same syntax and semantics of the trimDirectiveWhitespaces attribute of the page directive. However, there is no corresponding global configuration element in web.xml.

JSP.8.5.2 The attribute Directive

The attribute directive is analogous to the <attribute> element in the Tag Library Descriptor, and allows for the declaration of custom action attributes.

Examples

```
<%@ attribute name="x" required="true" fragment="false"
rtexprvalue="false" type="java.lang.Integer"
description="The first operand" %>
```

```
<%@ attribute name="y" type="java.lang.Integer" %>
```

```
<%@ attribute name="prompt" fragment="true" %>
```

Syntax

```
<%@ attribute attribute_directive_attr_list %>
```

```
attribute_directive_attr_list ::=
    name="attribute-name"
    { required="true|false"          }
    { fragment="true|false"         }
    { rtexprvalue="true|false"      }
    { type="type"                   }
    { description="description"     }
    { deferredValue="true|false"    }
    { deferredValueType="type"      }
    { deferredMethod="true|false"   }
    { deferredMethodSignature="signature" }
```

The details of the attributes are as follows:

Table JSP.8-3 *Details of attribute directive attributes*

name	(required) The unique name of the attribute being declared. A translation error must result if more than one attribute directive appears in the same translation unit with the same name. A translation error will result if there is an attribute directive with a name attribute equal to the value of the name-given attribute of a variable directive or the dynamic-attributes attribute of a tag directive in this translation unit.
required	(optional) Whether this attribute is required (true) or optional (false). Defaults to false if not specified.
fragment	(optional) Whether this attribute is a fragment to be evaluated by the tag handler (true) or a normal attribute to be evaluated by the container prior to being passed to the tag handler. If this attribute is true, the type attribute is fixed at <code>javax.servlet.jsp.tagext.JspFragment</code> and a translation error will result if the type attribute is specified. Also, if this attribute is true, the <code>rtexprvalue</code> attribute is fixed at true and a translation error will result if the <code>rtexprvalue</code> attribute is specified. Defaults to false.
rtexprvalue	(optional) Whether the attribute's value may be dynamically calculated at runtime by a scriptlet expression. Unlike the corresponding TLD element, this attribute defaults to true.

Table JSP.8-3 *Details of attribute directive attributes*

type	(optional) The runtime type of the attribute's value. Defaults to java.lang.String if not specified. It is a translation error to specify a primitive type.
description	(optional) Description of the attribute. Defaults to no description.
deferredValue	(optional) Whether the attribute's value represents a deferred value expression. Only one of deferredValue or deferredMethod may be true. If deferredValueType is specified, default is true, otherwise default is false. Causes a translation error if specified in a tag file with a JSP version less than 2.1.
deferredValueType	(optional) The expected type resulting from the evaluation of the attribute's value expression. If both deferredValueType and deferredValue are specified, deferredValue must be true. If deferredValue is true, default is java.lang.Object. Causes a translation error if specified in a tag file with a JSP version less than 2.1.
deferredMethod	(optional) Whether the attribute's value represents a deferred method expression. Only one of deferredValue or deferredMethod may be true. If deferredMethodSignature is specified, default is true, otherwise default is false. Causes a translation error if specified in a tag file with a JSP version less than 2.1.
deferredMethodSignature	(optional) The signature, as defined in the Java Language Specification, of the method to be invoked in the attribute's method expression. If both deferredMethod and deferredMethodSignature are specified, deferredMethod must be true. If deferredMethod is true and deferredMethodSignature is not specified, it defaults to void <i>methodname</i> (). Causes a translation error if specified in a tag file with a JSP version less than 2.1.

JSP.8.5.3 The variable Directive

The variable directive is analogous to the <variable> element in the Tag Library descriptor, and defines the details of a variable exposed by the tag handler to the calling page.

See Section JSP.7.1.4.7, “Actions Defining Scripting Variables” for more details.

Examples

```
<%@ variable name-given="sum"
             variable-class="java.lang.Integer"
             scope="NESTED"
             declare="true"
             description="The sum of the two operands" %>
```

```
<%@ variable name-given="op1"
             variable-class="java.lang.Integer"
             description="The first operand" %>
```

```
<%@ variable name-from-attribute="var" alias="result" %>
```

Syntax

```
<%@ variable variable_directive_attr_list %>
```

```
variable_directive_attr_list ::=
    (
        name-given="output-name"
        | ( name-from-attribute="attr-name"
           alias="local-name"
         )
    )
    { variable-class="output-type"           }
    { declare="true|false"                  }
    { scope="AT_BEGIN|AT_END|NESTED"        }
    { description="description"             }
```

The details of the attributes are as follows:

Table JSP.8-4 *Details of variable directive attributes*

name-given	Defines a scripting variable to be defined in the page invoking this tag. Either the name-given attribute or the name-from-attribute attribute must be specified. Specifying neither or both will result in a translation error. A translation error will result if two variable directives have the same name-given. A translation error will result if there is a variable directive with a name-given attribute equal to the value of the name attribute of an attribute directive or the dynamic-attributes attribute of a tag directive in this translation unit.
name-from-attribute	Defines a scripting variable to be defined in the page invoking this tag. The specified name is the name of an attribute whose (translation-time) value at of the start of the tag invocation will give the name of the variable. A translation error will result if there is no attribute directive with a name attribute equal to the value of this attribute that is of type <code>java.lang.String</code> , is required and not an <code>rtex-prvalue</code> . Either the name-given attribute or the name-from-attribute attribute must be specified. Specifying neither or both will result in a translation error. A translation error will result if two variable directives have the same name-from-attribute.
alias	Defines a locally scoped attribute to hold the value of this variable. The container will synchronize this value with the variable whose name is given in name-from-attribute. Required when name-from-attribute is specified. A translation error must occur if used without name-from-attribute. A translation error must occur if the value of alias is the same as the value of a name attribute of an attribute directive or the alias or name-given attribute of a variable directive in the same translation unit.
variable-class	(optional) The name of the class of the variable. The default is <code>java.lang.String</code> .
declare	(optional) Whether the variable is declared or not in the calling page/tag file, after this tag invocation. <code>true</code> is the default.

Table JSP.8-4 *Details of variable directive attributes*

scope	(optional) The scope of the scripting variable defined. Can be either AT_BEGIN, AT_END, or NESTED. Defaults to NESTED.
description	(optional) An optional description of this variable. Defaults to no description.

JSP.8.6 Tag Files in XML Syntax

Tag files can be authored using the XML syntax, as described in Chapter JSP.6, “JSP Documents”. This section describes the few distinctions from the case of JSP documents.

Tag files in XML syntax must have the extension `.tagx`. All files with extension `.tagx` according to the rules in Section JSP.8.4.1 are tag files in XML syntax. Conversely, files with extension `.tag` are not in XML syntax.

The `jsp:root` element can, but needs not, appear in tag files in XML syntax. A `jsp:root` element cannot appear in a tag file in JSP syntax.

As indicated in Section JSP.5.16, “`<jsp:output>`”, the default for tag files, in either syntax, is not to generate the `xml` declaration. The element `jsp:output` can be used to change that default for tag files in XML syntax.

Finally, the tag directive in a tag file in XML syntax cannot include a `pageEncoding` attribute; the encoding is inferred using the conventions for XML documents. Using the `pageEncoding` attribute shall result in a translation-time error.

JSP.8.7 XML View of a Tag File

Similar to JSP pages, tag files have an equivalent XML document, the XML view of a tag file, that is exposed to the translation phase for validation. During the translation phase for a tag file, a tag XML view is created and passed to all TLVs declared in all tag libraries declared in the tag file.

The XML view of a tag file is identical to the XML view of a JSP, except that there are additional XML elements defined to handle tag file specific features. The XML view of a tag file is obtained in the same way that the XML view of a JSP page is obtained (see Chapter JSP.10, “XML View”).

JSP.8.8 Implicit Objects

Tag library developers writing tag files have access to certain implicit objects that are always available for use within scriptlets and expressions through scripting variables that are declared implicitly at the beginning of the tag handler implementation. All scripting languages are required to provide access to these objects.

Each implicit object has a class or interface type defined in a core Java technology or Java Servlet API package, as shown in Table JSP.8-5.

Table JSP.8-5 *Implicit Objects Available in Tag Files*

Variable Name	Type	Semantics & Scope
request	protocol dependent subtype of: javax.servlet.ServletRequest e.g: javax.servlet.http.HttpServletRequest	The request triggering the service invocation. request scope.
response	protocol dependent subtype of: javax.servlet.ServletResponse, e.g: javax.servlet.http.HttpServletResponse	The response to the request. page scope.
jspContext	javax.servlet.jsp.JspContext	The JspContext for this tag file. page scope.
session	javax.servlet.http.HttpSession	The session object created for the requesting client (if any). This variable is only valid for HTTP protocols. session scope
application	javax.servlet.ServletContext	The servlet context obtained from the servlet configuration object (as in the call <code>getServlet-Config().</code> <code>getContext())</code> application scope

Table JSP.8-5 *Implicit Objects Available in Tag Files*

Variable Name	Type	Semantics & Scope
out	javax.servlet.jsp.JspWriter	An object that writes into the output stream. page scope
config	javax.servlet.ServletConfig	The ServletConfig for this JSP page page scope

Object names with prefixes `jsp`, `_jsp`, `jspx` and `_jspx`, in any combination of upper and lower case, are reserved by the JSP specification.

JSP.8.9 Variable Synchronization

Just as is the case for all tag handlers, a tag file is able to communicate with its calling page via variables. As mentioned earlier, in tag files, variables are declared using the variable directive. Though the scopes of variables are similar to those in classic tag handlers, the semantics are slightly different. The intent is to be able to emulate IN and OUT parameters using attributes and variables, which appear as page-scoped attributes local to the tag file, and are synchronized with the calling page's `JspContext` at various points.

The `name-from-attribute` and `alias` attributes of the variable directive can be used to allow the caller to customize the name of the variable in the calling page while referring to a constant name in the tag file. When using these attributes, the name of the variable in the calling page is derived from the value of `name-from-attribute` at the time the tag was called. The name of the corresponding variable in the tag file is the value of `alias`.

- IN parameters - Use attributes. For each attribute, a page-scoped attribute is made available in the `JspContext` of the tag file. The page-scoped attribute is initialized to the value of the attribute when the tag is called. No further synchronization is performed.
- OUT parameters - Use variables with scope `AT_BEGIN` or `AT_END`. For each `AT_BEGIN` or `AT_END` variable, a page-scoped attribute is made available in the `JspContext` of the tag file. The scoped attribute is not initialized. Synchronization is performed at the end of the tag for `AT_BEGIN` and `AT_END` and

also before the invocation of a fragment for AT_BEGIN. See Table JSP.8-6 for details.

- Nested parameters - Use variables with scope AT_BEGIN or NESTED. For each AT_BEGIN or NESTED variable, a page-scoped attribute is made available in the JspContext of the tag file. The scoped attribute is not initialized. Synchronization is performed before each fragment invocation for AT_BEGIN and NESTED, and also after the end of the tag for AT_BEGIN. See Table JSP.8-6 for details.

JSP.8.9.1 Synchronization Points

The JSP container is required to generate code to handle the synchronization of each declared variable. The details of how and when each variable is synchronized varies by the variable's scope, as per Table JSP.8-6.

Table JSP.8-6 *Variable synchronization behavior*

	AT_BEGIN	NESTED	AT_END
Beginning of tag file	do nothing	save	do nothing
Before any fragment	<i>tag</i> → <i>page</i>	<i>tag</i> → <i>page</i>	do nothing
After any fragment	do nothing	do nothing	do nothing
End of tag file	<i>tag</i> → <i>page</i>	restore	<i>tag</i> → <i>page</i>

The following list describes what each synchronization action means. If name-given is used, the name of the variable in the calling page (referred to as *P*) and the name of the variable in the tag file (referred to as *T*) are the same and are equal to the value of name-given. If name-from-attribute is used, the name of *P* is equal to the value of the attribute (at the time the page was called) specified by the value of name-from-attribute and the name of *T* is equal to the value of the alias attribute.

- *tag* → *page* - For this variable, if *T* exists in the tag file, create/update *P* in the calling page. If a *T* does not exist in the tag file, and *P* does exist in the calling page, *P* is removed from the calling page's page scope. If the declare attribute for this variable is set to true, a corresponding scripting variable is declared in the calling page or tag file, as with any other tag handler. If this scripting variable would not be accessible in the context in which it is defined,

the container need not declare the scripting variable (for example in a scriptless body).

- save - For this variable, save the value of *P*, for later restoration. If *P* did not exist, remember that fact.
- restore - For this variable, restore the value of *P* in the calling page, from the value saved earlier. If *P* did not exist before, ensure it does not exist now.

All variable synchronization and restoration that occurs at the end of a tag file must occur regardless of whether an exception is thrown inside the tag file. All variable synchronization that occurs after the invocation of a fragment must occur regardless of whether an exception occurred while invoking the fragment.

JSP.8.9.2 Synchronization Examples

The following examples help illustrate how variable synchronization works between a tag file and its calling page.

JSP.8.9.2.1 Example of AT_BEGIN

In this example, the AT_BEGIN scope is used to pass a variable to the tag's body, and make it available to the calling page at the end of the tag invocation.

```
<%-- page.jsp --%>
<%@ taglib prefix="c" uri="http://java.sun.com/jsp/jstl/core" %>
<%@ taglib prefix="my" tagdir="/WEB-INF/tags" %>
<c:set var="x" value="1"/>
${x} <%-- (x == 1) --%>
<my:example>
    ${x} <%-- (x == 2) --%>
    <c:set var="x" value="3"/>
</my:example>
${x} <%-- (x == 4) --%>

<%-- /WEB-INF/tags/example.tag --%>
<%@ variable name-given="x" scope="AT_BEGIN" %>
<%@ taglib prefix="c" uri="http://java.sun.com/jsp/jstl/core" %>
${x} <%-- (x == null) --%>
<c:set var="x" value="2"/>
<jsp:doBody/>
${x} <%-- (x == 2) --%>
<c:set var="x" value="4"/>
```

JSP.8.9.2.2 Example of AT_BEGIN and name-from-attribute

Like the previous example, in this example the AT_BEGIN scope is used to pass a variable to the tag's body, and make it available to the calling page at the end of the tag invocation. The name of the attribute is customized via name-from-attribute.

```

<%-- page.jsp --%>
<%@ taglib prefix="c" uri="http://java.sun.com/jsp/jstl/core" %>
<%@ taglib prefix="my" tagdir="/WEB-INF/tags" %>
<c:set var="x" value="1"/>
${x} <%-- (x == 1) --%>
<my:example var="x">
    ${x} <%-- (x == 2) --%>
    ${result} <%-- (result == null) --%>
    <c:set var="x" value="3"/>
    <c:set var="result" value="invisible"/>
</my:example>
${x} <%-- (x == 4) --%>
${result} <%-- (result == 'invisible') --%>

<%-- /WEB-INF/tags/example.tag --%>
<%@ attribute name="var" required="true" rtexprvalue="false"%>
<%@ variable alias="result" name-from-attribute="var" scope="AT_BEGIN" %>
<%@ taglib prefix="c" uri="http://java.sun.com/jsp/jstl/core" %>
${x} <%-- (x == null) --%>
${result} <%-- (result == null) --%>
<c:set var="x" value="ignored"/>
<c:set var="result" value="2"/>
<jsp:doBody/>
${x} <%-- (x == 'ignored') --%>
${result} <%-- (result == 2) --%>
<c:set var="x" value="still_ignored"/>
<c:set var="result" value="4"/>

```

JSP.8.9.2.3 Example of NESTED

In this example, the NESTED scope is used to make a private variable available to the calling page. The original value is restored when the tag is done.

```

<%-- page.jsp --%>
<%@ taglib prefix="c" uri="http://java.sun.com/jsp/jstl/core" %>
<%@ taglib prefix="my" tagdir="/WEB-INF/tags" %>
<c:set var="x" value="1"/>
${x} <%-- (x == 1) --%>
<my:example>
    ${x} <%-- (x == 2) --%>
    <c:set var="x" value="3"/>
</my:example>
${x} <%-- (x == 1) --%>

<%-- /WEB-INF/tags/example.tag --%>
<%@ variable name-given="x" scope="NESTED" %>
<%@ taglib prefix="c" uri="http://java.sun.com/jsp/jstl/core" %>
${x} <%-- (x == null) --%>
<c:set var="x" value="2"/>
<jsp:doBody/>
${x} <%-- (x == 2) --%>
<c:set var="x" value="4"/>

```

JSP.8.9.2.4 Example of AT_END

In this example, the AT_END scope is used to return a value to the page. The body of the tag is not affected.

```

<%-- page.jsp --%>
<%@ taglib prefix="c" uri="http://java.sun.com/jsp/jstl/core" %>
<%@ taglib prefix="my" tagdir="/WEB-INF/tags" %>
<c:set var="x" value="1"/>
${x} <%-- (x == 1) --%>
<my:example>
    ${x} <%-- (x == 1) --%>
    <c:set var="x" value="3"/>
</my:example>
${x} <%-- (x == 4) --%>

<%-- /WEB-INF/tags/example.tag --%>
<%@ variable name-given="x" scope="AT_END" %>
<%@ taglib prefix="c" uri="http://java.sun.com/jsp/jstl/core" %>
${x} <%-- (x == null) --%>
<c:set var="x" value="2"/>
<jsp:doBody/>
${x} <%-- (x == 2) --%>
<c:set var="x" value="4"/>

```

JSP.8.9.2.5 Example of Removing Parameters

This example illustrates how the tag file can remove objects from the page scope of the calling page during synchronization.

```
<%-- page.jsp --%>
<%@ taglib prefix="my" tagdir="/WEB-INF/tags" %>
<%@ taglib prefix="c" uri="http://java.sun.com/jsp/jstl/core" %>
<c:set var="x" value="2"/>
${x}
<my:tag1>
    '${x}'
</my:tag1>
${x}

<%-- /WEB-INF/tags/example.tag --%>
<%@ variable name-given="x" scope="NESTED" %>
<%@ taglib prefix="c" uri="http://java.sun.com/jsp/jstl/core" %>
<c:set var="x" value="1"/>
<jsp:doBody/>
<c:remove var="x"/>
<jsp:doBody/>
```

The expected output of this example is: 2 '1' ' 2

CHAPTER JSP.9

Scripting

This chapter describes the details of the Scripting Elements when the language directive value is java.

The scripting language is based on the Java programming language (as specified by “The Java Language Specification”), but note that there is no valid JSP page, or a subset of a page, that is a valid Java program.

The following sections describe the details of the relationship between the scripting declarations, scriptlets, and scripting expressions, and the Java programming language. The description is in terms of the structure of the JSP page implementation class. A JSP Container need not generate the JSP page implementation class, but it must behave as if one exists.

JSP.9.1 Overall Structure

Some details of what makes a JSP page legal are very specific to the scripting language used in the page. This is especially complex since scriptlets are language fragments, not complete language statements.

JSP.9.1.1 Valid JSP Page

A JSP page is valid for a Java Platform if and only if the JSP page implementation class defined by Table JSP.9-1 (after applying all include directives), together with any other classes defined by the JSP container, is a valid program for the given Java Platform, and if it passes the validation methods for all the tag libraries associated with the JSP page.

JSP.9.1.2 Reserved Names

Sun Microsystems reserves all names of the form `{_}jsp_*` and `{_}jspx_*`, in any combination of upper and lower case, for the JSP specification. Names of this form that are not defined in this specification are reserved by Sun for future expansion.

JSP.9.1.3 Implementation Flexibility

The transformations described in this chapter need not be performed literally. An implementation may implement things differently to provide better performance, lower memory footprint, or other implementation attributes.

Table JSP.9-1 *Structure of the JavaProgramming Language Class*

Optional imports clause as indicated via jsp directive	<code>import name1</code>
SuperClass is either selected by the JSP container or by the JSP author via the jsp directive. Name of class (<code>_jspXXX</code>) is implementation dependent.	<code>class _jspXXX extends SuperClass</code>
Start of the body of a JSP page implementation class	<code>{</code>
(1) Declaration Section	<code>// declarations...</code>
signature for generated method	<code>public void _jspService(<ServletRequestSubtype> request, <ServletResponseSubtype> response) throws ServletException, IOException {</code>
(2) Implicit Objects Section	<code>// code that defines and initializes request, response, page, pageContext etc.</code>

Table JSP.9-1 *Structure of the JavaProgramming Language Class*

```
(3) Main Section      // code that defines request/response mapping
close of _jspService  }
method
close of _jspXXX      }
```

JSP.9.2 **Declarations Section**

The declarations section corresponds to the declaration elements.

The contents of this section is determined by concatenating all the declarations in the page in the order in which they appear.

JSP.9.3 **Initialization Section**

This section defines and initializes the implicit objects available to the JSP page. See Section JSP.1.8.3, “Implicit Objects”.

JSP.9.4 **Main Section**

This section provides the main mapping between a request and a response object.

The content of code segment 2 is determined from scriptlets, expressions, and the text body of the JSP page. The elements are processed sequentially in the order in which they appear in the page. The translation for each one is determined as indicated below, and its translation is inserted into this section. The translation depends on the element type:

JSP.9.4.1 **Template Data**

Template data is transformed into code that will place the template data into the stream named by the implicit variable out when the code is executed. White space is preserved.

Ignoring quotation issues and performance issues, this corresponds to a statement of the form:

Original	Equivalent Text
template	out.print(template)

JSP.9.4.2 Scriptlets

A *scriptlet* is transformed into its code fragment.:

Original	Equivalent Text
<% fragment %>	fragment

JSP.9.4.3 Expressions

An *expression* is transformed into a Java statement to insert the value of the expression, converted to `java.lang.String` if needed, into the stream named by the implicit variable `out`. No additional newlines or space is included.

Ignoring quotation and performance issues, this corresponds to a statement of the form:

Original	Equivalent Text
<%= expression %>	out.print(expression)

JSP.9.4.4 Actions

An action defining one or more objects is transformed into one or more variable declarations for those objects, together with code that initializes the variables. Their visibility is affected by other constructs, for example scriptlets.

The semantics of the action type determines the names of the variables (usually the name of an `id` attribute, if present) and their type. The only standard action in the JSP specification that defines objects is the `jsp:useBean` action. The name of the variable introduced is the name of the `id` attribute and its type is the type of the class attribute.

Original	Equivalent Text
<x:tag>	declare AT_BEGIN variables
foo	{
</x:tag>	declare NESTED variables
	transformation of foo
	}
	declare AT_END variables

Note that the value of the scope attribute does not affect the visibility of the variables within the generated program. It affects where and thus for how long there will be additional references to the object denoted by the variable.

CHAPTER JSP.10

XML View

This chapter provides details on the XML view of a JSP page and tag files. The XML views are used to enable validation of JSP pages and tag files..

JSP.10.1 XML View of a JSP Document, JSP Page or Tag File

This section describes the XML view of a JSP page or tag file: the mapping between a JSP page, JSP document or tag file, and an XML document describing it.

JSP.10.1.1 JSP Documents and Tag Files in XML Syntax

The XML view of a JSP document or of a tag file written in XML syntax is very close to the original JSP page. Only five transformations are performed:

- Expand all include directives into the JSP content they include. See Section JSP.1.10.5, “Including Data in JSP Pages” for the semantics of mixing XML and standard syntax content.
- Add a `jsp:root` element as the root element if the JSP document or tag file in XML syntax does not have it.
- Set the value of the `pageEncoding` attribute of the `page` directive to "UTF-8". The `page` directive and the `pageEncoding` attribute are added if they don't exist already.
- Set the value of the `contentType` attribute of the `page` directive to the value that the container will pass to `ServletResponse.setContentType()`, determined as described in Section JSP.4.2, “Response Character Encoding”. The `page` directive and the `contentType` attribute are added if they don't exist already.
- Add the `jsp:id` attribute (see Section JSP.10.1.13).

JSP.10.1.2 JSP Pages or Tag Files in JSP Syntax

The XML view of a JSP page or tag file written in standard syntax is defined by the following transformation:

- Expand all include directives into the JSP content they include. See Section JSP.1.10.5, “Including Data in JSP Pages” for the semantics of mixing XML and standard syntax content.
- Add a `jsp:root` element as the root, with appropriate `xmlns:jsp` attribute, and convert the `taglib` directive into `xmlns:` attributes of the `jsp:root` element.
- Convert declarations, scriptlets, and expressions into valid XML elements as described in Section JSP.6.3.2, “The `jsp:root` Element” and the following sections.
- Convert request-time attribute expressions as in Section JSP.10.1.11.
- Convert JSP quotations to XML quotations.
- Create `jsp:text` elements for all template text.
- Add the `jsp:id` attribute (see Section JSP.10.1.13).

Note that the XML view of a JSP page or tag file has no DOCTYPE information; see Section JSP.10.2.

A quick overview of the transformation is shown in Table JSP.10-1:

Table JSP.10-1 XML View Transformations

JSP element	XML view
<code><%-- comment --%></code>	removed
<code><%@ page ... %></code>	<code><jsp:directive.page ... /></code> . Add <code>jsp:id</code>
<code><%@ taglib ... %></code>	<code>jsp:root</code> element is annotated with namespace information. Add <code>jsp:id</code> .
<code><%@ include ... %></code>	expanded in place
<code><%! ... %></code>	<code><jsp:declaration> ... </jsp:declaration></code> . Add <code>jsp:id</code> .
<code><% ... %></code>	<code><jsp:scriptlet> ... </jsp:scriptlet></code> . Add <code>jsp:id</code> .
<code><%= ... %></code>	<code><jsp:expression> ... </jsp:expression></code> . Add <code>jsp:id</code> .
Standard action	Replace with XML syntax (adjust request-time expressions; add <code>jsp:id</code>)

Table JSP.10-1 *XML View Transformations*

JSP element	XML view
Custom action	As is (adjust request-time expressions; add jsp:id)
template	Replace with jsp:text. Add jsp:id.
<%@ tag ... %>	<jsp:directive.tag ... />. Add jsp:id. [tag files only]
<%@ attribute ... %>	<jsp:directive.attribute ... />. Add jsp:id. [tag files only]
<%@ variable ... %>	<jsp:directive.variable ... />. Add jsp:id. [tag files only]

In more detail:

JSP.10.1.3 JSP Comments

JSP comments (of the form <%-- comment --%>) are not passed through to the XML view of a JSP page.

JSP.10.1.4 The page Directive

A page directive of the form:

```
<%@ page { attr="value" }* %>
```

is translated into an element of the form:

```
<jsp:directive.page { attr="value" }* />
```

The value of the pageEncoding attribute is set to "UTF-8". The value of the contentType attribute is set to the value that the container will pass to ServletResponse.setContentType(), determined as described in Section JSP.4.2, "Response Character Encoding". The page directive and both attributes are added if they don't exist already.

JSP.10.1.5 The taglib Directive

A taglib directive of the form

```
<%@ taglib uri="uriValue" prefix="prefix" %>
```

is translated into an `xmlns:prefix` attribute on the root of the JSP document, with a value that depends on `uriValue`. If `uriValue` is a relative path, then the value used is `urn:jsptld:uriValue`; otherwise, the `uriValue` is used directly.

A taglib directive of the form

```
<%@ taglib tagdir="tagDirValue" prefix="prefix" %>
```

is translated into an `xmlns:prefix` attribute on the root of the JSP document, with a value of the form `urn:jsptagdir:tagDirValue`.

JSP.10.1.6 The include Directive

An include directive of the form

```
<%@ include file="value" %>
```

is expanded into the JSP content indicated by `value`. This is done to allow for validation of the page.

JSP.10.1.7 Declarations

Declarations are translated into a `jsp:declaration` element. For example, the second example from Section JSP.1.12.1, “Declarations”:

```
<%! public String f(int i) { if (i<3) return("..."); ... } %>
```

is translated into the following.

```
<jsp:declaration> <![CDATA[ public String f(int i) { if (i<3) return("..."); } ]]> </jsp:declaration>
```

Alternatively, we could use an `<` and instead say:

```
<jsp:declaration> public String f(int i) { if (i&lt;3) return("..."); } </jsp:declaration>
```

JSP.10.1.8 Scriptlets

Scriptlets are translated into a `jsp:scriptlet` element. In the XML document corresponding to JSP pages, directives are represented using the syntax:

```
<jsp:scriptlet> code fragment goes here </jsp:scriptlet>
```


JSP.10.1.9 Expressions

In the XML document corresponding to JSP pages, directives are represented using the `jsp:expression` element:

```
<jsp:expression> expression goes here </jsp:expression>
```

JSP.10.1.10 Standard and Custom Actions

The syntax for both standard and action elements is based on XML. The transformations needed are due to quoting conventions and the syntax of request-time attribute expressions.

JSP.10.1.11 Request-Time Attribute Expressions

Request-time attribute expressions are of the form `<%= expression %>`. Although this syntax is consistent with the syntax used elsewhere in a JSP page, it is not a legal XML syntax. The XML mapping for these expressions is into values of the form `%= expression %`, where the JSP specification quoting convention has been converted to the XML quoting convention.

Request-time attribute values can also be specified using EL expressions of the form `${expression}`. Expressions of this form are represented verbatim in the XML view.

The XML view of an escaped EL expression using the `${expr}` syntax can be obtained as follows:

- The XML view of an unescaped expression `${foo}` is `${foo}`.
- The XML view of an escaped expression `\${foo}` is `\${foo}`.
- For each escaped `\` preceding an unescaped expression `${foo}`, a ``${}`` must be generated in the XML view, and neighboring generated ``${}`` expressions must be combined.

Table JSP.10-2 illustrates these rules. Assume the EL expression `${foo}` evaluates to `[bar]` and that EL is enabled for this translation unit.

Table JSP.10-2 XML View of an Escaped EL Expression in a Request-time Attribute Value

Attribute Value	XML View	Result
<code>\${foo}</code>	<code>\${foo}</code>	<code>[bar]</code>

Table JSP.10-2 *XML View of an Escaped EL Expression in a Request-time Attribute Value*

Attribute Value	XML View	Result
\\${foo}	\\${foo}	\${foo}
\\\${foo}	\${'\'}\${foo}	\[bar]
\\\\${foo}	\\\\${foo}	\\${foo}
\\\\\${foo}	\${'\\\\'}\${foo}	\\[bar]
\\\\\\${foo}	\\\\\\${foo}	\\\${foo}
\\\\\\\${foo}	\${'\\\\\\\\'}\${foo}	\\\\[bar]
...

The XML view of an escaped EL expression using the `{expr}` syntax follows the same rules as the `#{expr}` syntax, where `{` is simply substituted with `#`.

JSP.10.1.12 Template Text and XML Elements

All text that is uninterpreted by the JSP translator is converted into the body for a `jsp:text` element. As a consequence no XML elements of the form described in Section JSP.6.3.9, “Template Content” will appear in the XML view of a JSP page written in JSP syntax.

Because `\` is not an escape sequence within template text in the standard syntax, no special transformation needs to be done to obtain the XML view of an escaped EL expression that appears in template text.

Table JSP.10-3 illustrates how the XML view of an escaped EL expression is obtained. Assume the EL expression `#{foo}` evaluates to `[bar]` and that EL is enabled for this translation unit. The same rules apply for the `#{expr}` syntax, where `{` is simply substituted with `#`.

Table JSP.10-3 *XML View of an Escaped EL Expression in Template Text*

Attribute Value	XML View	Result
#{foo}	#{foo}	[bar]
\#{foo}	\#{foo}	#{foo}
\\#{foo}	\\#{foo}	\#{foo}
\\\#{foo}	\\\#{foo}	\\#{foo}

Table JSP.10-3 *XML View of an Escaped EL Expression in Template Text*

Attribute Value	XML View	Result
...

JSP.10.1.13 The jsp:id Attribute

A JSP container must support a jsp:id attribute. This attribute can only be present in the XML view of a JSP page and can be used to improve the quality of translation time error messages.

The XML view of any JSP page will have an additional jsp:id attribute added to all XML elements. This attribute is given a value that is unique over all elements in the XML view. The prefix for the id attribute need not be "jsp" but it must map to the namespace `http://java.sun.com/JSP/Page`. In the case where the page author has redefined the jsp prefix, an alternative prefix must be used by the container. See Chapter JSP.13, "Tag Extension API" for more details.

JSP.10.1.14 The tag Directive

The tag directive is applicable to tag files only. A tag directive of the form:

```
<%@ tag { attr="value" }* %>
```

is translated into an element of the form:

```
<jsp:directive.tag { attr="value" }* />
```

The value of the pageEncoding attribute is set to "UTF-8". A tag directive and the pageEncoding attribute are added if they don't exist already.

JSP.10.1.15 The attribute Directive

The attribute directive is applicable to tag files only. An attribute directive of the form:

```
<%@ attribute { attr="value" }* %>
```

is translated into an element of the form:

```
<jsp:directive.attribute { attr="value" }* />
```

JSP.10.1.16 The variable Directive

The variable directive is applicable to tag files only. A variable directive of the form:

```
<%@ variable { attr="value" }* %>
```

is translated into an element of the form:

```
<jsp:directive.variable { attr="value" }* />
```

JSP.10.2 Validating an XML View of a JSP page

The XML view of a JSP page is a namespace-aware document and it cannot be validated against a DTD except in the most simple cases. To reduce confusion and possible unintended performance consequences, the XML view of a JSP page will not include a DOCTYPE.

There are several mechanisms that are aware of namespaces that can be used to do validation of XML views of JSP pages. The most popular mechanism is the W3C XML Schema language, but others are also suited, including some very simple ones that may check, for example, that only some elements are being used, or, inversely, that they are not used. The `TagLibraryValidator` for a tag library permits encapsulating this knowledge with a tag library.

The `TagLibraryValidator` acts on the XML view of the JSP page. If the page was authored in JSP syntax, that view does not provide any detail on template data (all being grouped inside `jsp:text` elements), but fine detail can be described when using JSP documents¹.

JSP.10.3 Examples

This section presents various examples of XML Views. The first shows a JSP page in XML syntax that includes XML fragments. The second shows a JSP page in JSP syntax and its mapping to XML syntax. The three following examples illustrate the semantics of cross-syntax translation-time includes and the effect on the XML View.

¹ Similarly, when applying an XSLT transformation to a JSP document, XML fragments will be plainly visible, while the content of `jsp:text` elements will not

JSP.10.3.1 A JSP document

This is an example of a very simple JSP document that has some template XML elements. This particular example describes a table that is a collection of 3 rows, with numeric values 1, 2, 3. The JSP Standard Tag Library is being used:

```
<?xml version="1.0"?>
<table>
  <c:forEach
    xmlns:c="http://java.sun.com/jsp/jstl/core"
    var="counter" begin="1" end="3">
    <row>${counter}</row>
  </c:forEach>
</table>
```

JSP.10.3.2 A JSP page and its corresponding XML View

Here is an example of mapping between JSP and XML syntax.
For this JSP page:

```
<html>
<title>positiveTagLib</title>
<body>

<%@ taglib uri="http://java.apache.org/tomcat/examples-taglib" prefix="eg" %>
<%@ taglib uri="/tomcat/taglib" prefix="test" %>
<%@ taglib uri="WEB-INF/tlds/my.tld" prefix="temp" %>

<eg:test toBrowser="true" att1="Working">
Positive Test taglib directive </eg:test>
</body>
</html>
```

The XML View of the previous page is:

```

<jsp:root xmlns:jsp="http://java.sun.com/JSP/Page"
  xmlns:eg="http://java.apache.org/tomcat/examples-taglib"
  xmlns:test="urn:jsptld:/tomcat/taglib"
  xmlns:temp="urn:jsptld:/WEB-INF/tlds/my.tld">

<jsp:text><![CDATA[<html>
<title>positiveTagLib</title>
<body>

]]></jsp:text>
<eg:test toBrowser="true" att1="Working">
<jsp:text>Positive test taglib directive</jsp:text>
</eg:test>
<jsp:text><![CDATA[
</body>
</html>
]]></jsp:text>
</jsp:root>

```

JSP.10.3.3 Clearing Out Default Namespace on Include

This example illustrates the need to clear out the default namespace when doing a translation-time include of a JSP document:

```

<!-- a.jspx -->
<elementA>
  <tagB xmlns="http://namespace1">
    <jsp:directive.include file="b.jspx"
      xmlns:jsp="http://java.sun.com/JSP/Page" />
  </tagB>
</elementA>

<!-- b.jspx -->
<elementC />

```

The resulting XML View for these two JSP documents is:

```

<jsp:root xmlns:jsp="http://java.sun.com/JSP/Page">
  <elementA>
    <tagB xmlns="http://namespace1">
      <elementC />
    </tagB>
  </elementA>
</jsp:root>

```

JSP.10.3.4 Taglib Directive Adds to Global Namespace

This example illustrates the effect of the taglib directive on the XML View. Notice how the taglib directive always affects the <jsp:root> element, independent of where it is encountered.

```

<!-- c.jspx -->
<elementD xmlns:jsp="http://java.sun.com/JSP/Page">
  <jsp:directive.include file="d.jsp" />
  <jsp:directive.include file="e.jsp" />
</elementD>

<%-- d.jsp --%>
<%@ taglib prefix="x" uri="http://namespace2" %>
<x:tagE />

<%-- e.jsp --%>
<x:tagE />

```

The resulting XML View of these documents and pages is:

```

<jsp:root xmlns:x="http://namespace2"
  xmlns:jsp="http://java.sun.com/JSP/Page" >
  <elementD>
    <x:tagE />
    <x:tagE />
  </elementD>
</jsp:root>

```

JSP.10.3.5 Collective Application of Inclusion Semantics

This example illustrates how the various translation-time include semantics are collectively applied:

```
<%-- f.jsp --%>
<%@ taglib prefix="m" uri="http://namespace3" %>
<%@ include file="g.jspx" %>

<!-- g.jspx -->
<tagF xmlns="http://namespace4" >
  <y:tagG xmlns:y="http://namespace5">
    <tagH />
    <jsp:directive.include file="i.jspx"
      xmlns:jsp="http://java.sun.com/JSP/Page" />
  </y:tagG>
  <jsp:directive.include file="h.jsp"
    xmlns:jsp="http://java.sun.com/JSP/Page" />
  <tagI />
</tagF>

<%-- h.jsp --%>
<%@ taglib prefix="n" uri="http://namespace6" %>
<m:tagJ />
<n:tagK />

<!-- i.jspx -->
<jsp:root xmlns:jsp="http://java.sun.com/JSP/Page">
  <y:tagL xmlns:y="http://namespace7">
    <elementM />
    <jsp:directive.include file="h.jsp" />
  </y:tagL>
</jsp:root>
```

The resulting XML View of these documents and pages is:


```
<jsp:root xmlns:m="http://namespace3"
          xmlns:n="http://namespace6"
          xmlns:jsp="http://java.sun.com/JSP/Page" >
  <tagF xmlns="http://namespace4">
    <y:tagG xmlns:y="http://namespace5">
      <tagH />
      <y:tagL xmlns="" xmlns:y="http://namespace7">
        <elementM />
        <m:tagJ />
        <n:tagK />
      </y:tagL>
    </y:tagG>
  <m:tagJ />
  <n:tagK />
  <tagI />
</tagF>
</jsp:root>
```


Part II

The next chapters provide detail specification information on some portions of the JSP specification that are intended for JSP Container Vendors, JSP Page authors, and JSP Tag Library authors.

The chapters are normative.

The chapters are

- JSP Container
- Core API
- Tag Extension API
- Expression Language API

CHAPTER JSP.11

JSP Container

This chapter describes the contracts between a JSP container and a JSP page, including the precompilation protocol and debugging support requirements.

The information in this chapter is independent of the Scripting Language used in the JSP page. Chapter JSP.9, “Scripting” describes information specific to when the language attribute of the page directive has java as its value.).

JSP page implementation classes should use the JspFactory and PageContext classes to take advantage of platform-specific implementations.

JSP.11.1 JSP Page Model

A JSP page is represented at execution time by a JSP page implementation object and is executed by a JSP container. The JSP page implementation object is a servlet. The JSP container delivers requests from a client to a JSP page implementation object and responses from the JSP page implementation object to the client.

The JSP page describes how to create a *response* object from a *request* object for a given protocol, possibly creating and/or using some other objects in the process. A JSP page may also indicate how some events are to be handled. In JSP 2.2 only init and destroy events are allowed events.

JSP.11.1.1 Protocol Seen by the Web Server

The JSP container locates the appropriate instance of the JSP page implementation class and delivers requests to it using the servlet protocol. A JSP container may need to create such a class dynamically from the JSP page source before delivering request and response objects to it.

The Servlet class defines the contract between the JSP container and the JSP page implementation class. When the HTTP protocol is used, the contract is

described by the `HttpServlet` class. Most JSP pages use the HTTP protocol, but other protocols are allowed by this specification.

The JSP container automatically makes a number of server-side objects available to the JSP page implementation object. See Section JSP.1.8.3, “Implicit Objects”.

JSP.11.1.1.1 Protocol Seen by the JSP Page Author

The JSP specification defines the contract between the JSP container and the JSP page author. This contract defines the assumptions an author can make for the actions described in the JSP page.

The main portion of this contract is the `_jspService` method that is generated automatically by the JSP container from the JSP page. The details of this contract are provided in Chapter JSP.9, “Scripting”.

The contract also describes how a JSP author can indicate what actions will be taken when the `init` and `destroy` methods of the page implementation occur. In JSP 2.2 this is done by defining methods with the names `jspInit` and `jspDestroy` in a declaration scripting element in the JSP page. The `jspInit` method, if present, will be called to prepare the page before the first request is delivered. Similarly a JSP container can reclaim resources used by a JSP page when a request is not being serviced by the JSP page by invoking its `jspDestroy` method, if present.

A JSP page author may not (re)define servlet methods through a declaration scripting element.

The JSP specification reserves names for methods and variables starting with `jsp`, `_jsp`, `jspx`, and `_jspx`, in any combination of upper and lower case.

JSP.11.1.1.2 The `HttpJspPage` Interface

The enforcement of the contract between the JSP container and the JSP page author is aided by the requirement that the `Servlet` class corresponding to the JSP page must implement the `javax.servlet.jsp.HttpJspPage` interface (or the `javax.servlet.jsp.JspPage` interface if the protocol is not HTTP).

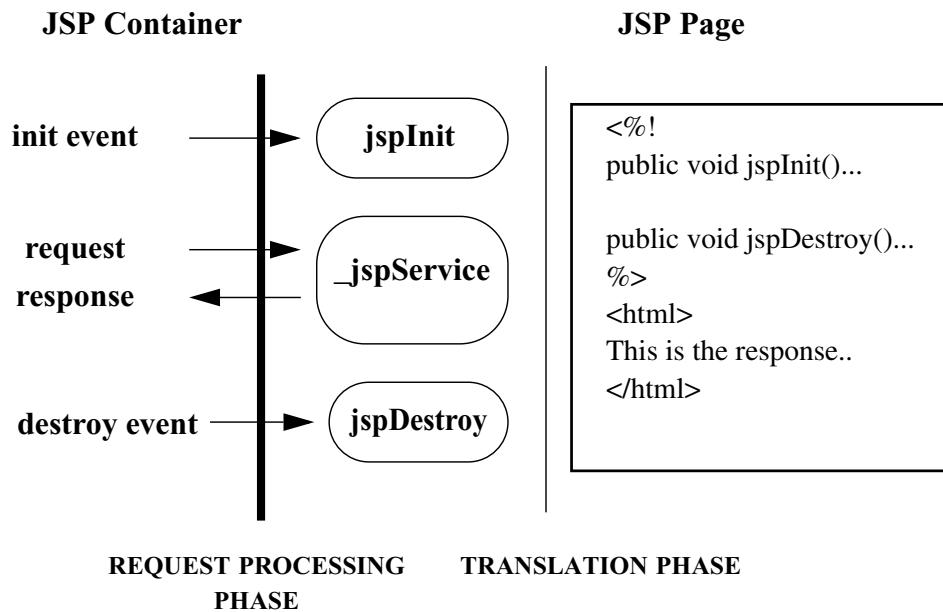


Figure JSP.11-1 Contracts between a JSP Page and a JSP Container.

The involved contracts are shown in Figure JSP.11-1. We now revisit this whole process in more detail.

JSP.11.2 JSP Page Implementation Class

The JSP container creates a JSP page implementation class for each JSP page.

The name of the JSP page implementation class is implementation dependent.

The JSP Page implementation object belongs to an implementation-dependent named package. The package used may vary between one JSP and another, so minimal assumptions should be made.

As of JSP 2.0, it is illegal to refer to any classes from the unnamed (a.k.a. default) package. This may result in a translation error on some containers, specifically those that run in a JDK 1.4 or greater environment. It is unfortunate, but unavoidable, that this will break compatibility with some older JSP applications. However, as of JDK 1.4, importing classes from the unnamed package is not valid (see <http://java.sun.com/j2se/1.4/compatibility.html#source> for details). Therefore, for forwards compatibility, applications must not rely on the unnamed package. This restriction also applies for all other cases where classes are referenced, such as when specifying the class name for a tag in a TLD.

The JSP container may create the implementation class for a JSP page, or a superclass may be provided by the JSP page author through the use of the `extends` attribute in the `page` directive.

The `extends` mechanism is available for sophisticated users. It should be used with extreme care as it restricts decisions that a JSP container can make. It may restrict efforts to improve performance, for example.

The JSP page implementation class will implement `javax.servlet.Servlet` and requests are delivered to the class as per the rules in the Servlet 2.5 specification.

A JSP page implementation class may depend on support classes. If the JSP page implementation class is packaged into a WAR, any dependent classes will have to be included so it will be portable across all JSP containers.

A JSP page author writes a JSP page expecting that the client and the server will communicate using a certain protocol. The JSP container must guarantee that requests to and responses from the page use that protocol. Most JSP pages use HTTP, and their implementation classes must implement the `HttpJspPage` interface, which extends `JspPage`. If the protocol is not HTTP, then the class will implement an interface that extends `JspPage`.

JSP.11.2.1 API Contracts

The contract between the JSP container and a Java class implementing a JSP page corresponds to the `Servlet` interface. Refer to the Servlet 2.5 specification for details.

The responsibility for adhering to this contract rests on the JSP container implementation if the JSP page does not use the `extends` attribute of the `jsp` directive. If the `extends` attribute of the `jsp` directive is used, the JSP page author must guarantee that the superclass given in the `extends` attribute supports this contract.

Table JSP.11-1 *How the JSP Container Processes JSP Pages*

Methods the JSP Container Invokes	Comments
<code>void jspInit()</code>	Method is optionally defined in JSP page. Method is invoked when the JSP page is initialized. When method is called all the methods in <code>Servlet</code> , including <code>getServletConfig</code> are available

Table JSP.11-1 *How the JSP Container Processes JSP Pages*

Methods the JSP Container Invokes	Comments
void jspDestroy()	Method is optionally defined in JSP page. Method is invoked before destroying the page.
void _jspService(<ServletRequestSubtype>, <ServletResponseSubtype>) throws IOException, ServletException	Method may not be defined in JSP page. The JSP container automatically generates this method, based on the contents of the JSP page. Method invoked at each client request.

JSP.11.2.2 Request and Response Parameters

As shown in Table JSP.11-1, the methods in the contract between the JSP container and the JSP page require request and response parameters.

The formal type of the request parameter (which this specification calls <ServletRequestSubtype>) is an interface that extends `javax.servlet.ServletRequest`. The interface must define a protocol-dependent request contract between the JSP container and the class that implements the JSP page.

Likewise, the formal type of the response parameter (which this specification calls <ServletResponseSubtype>) is an interface that extends `javax.servlet.ServletResponse`. The interface must define a protocol-dependent response contract between the JSP container and the class that implements the JSP page.

The request and response interfaces together describe a protocol-dependent contract between the JSP container and the class that implements the JSP page. The HTTP contract is defined by the `javax.servlet.http.HttpServletRequest` and `javax.servlet.http.HttpServletResponse` interfaces.

The `JspPage` interface refers to these methods, but cannot describe syntactically the methods involving the `Servlet(Request,Response)` subtypes. However, interfaces for specific protocols that extend `JspPage` can, just as `HttpJspPage` describes them for the HTTP protocol.

JSP containers that conform to this specification (in both JSP page implementation classes and JSP container runtime) must support the request and response interfaces for the HTTP protocol as described in this section.

JSP.11.2.3 Omitting the extends Attribute

If the extends attribute of the page directive (see Section Section JSP.1.10.1, “The page Directive”) in a JSP page is not used, the JSP container can generate any class that satisfies the contract described in Table JSP.11-1, when it transforms the JSP page.

In the following code examples, Code Example JSP.11-1 illustrates a generic HTTP superclass named ExampleHttpSuper. Code Example JSP.11-2 shows a subclass named _jsp1344 that extends ExampleHttpSuper and is the class generated from the JSP page. By using separate _jsp1344 and ExampleHttpSuper classes, the JSP page translator does not need to discover whether the JSP page includes a declaration with jsplnit or jspDestroy . This significantly simplifies the implementation.

Code Example JSP.11-1A Generic HTTP Superclass

```
imports javax.servlet.*;
imports javax.servlet.http.*;
imports javax.servlet.jsp.*;

/**
 * An example of a superclass for an HTTP JSP class
 */

abstract class ExampleHttpSuper implements HttpJspPage {
    private ServletConfig config;

    final public void init(ServletConfig config) throws ServletException {
        this.config = config;
        jsplnit();
    }

    public void jsplnit() {
    }

    public void jspDestroy() {
    }

}

final public ServletConfig getServletConfig() {
    return config;
}
```

```
// This one is not final so it can be overridden by a more precise method
public String getServletInfo() {
    return "A Superclass for an HTTP JSP"; // maybe better?
}

final public void destroy() {
    jspDestroy();
}

/**
 * The entry point into service.
 */

final public void service(ServletRequest req, ServletResponse res)
    throws ServletException, IOException {

    // casting exceptions will be raised if an internal error.
    HttpServletRequest request = (HttpServletRequest) req;
    HttpServletResponse response = (HttpServletResponse) res;

    _jspService(request, response);
}

/**
 * abstract method to be provided by the JSP processor in the subclass
 * Must be defined in subclass.
 */

abstract public void _jspService(HttpServletRequest request,
    HttpServletResponse response) throws ServletException, IOException;

}
```

Code Example JSP.11-2The Java Class Generated From a JSP Page

```

imports javax.servlet.*;
imports javax.servlet.http.*;
imports javax.servlet.jsp.*;

/**
 * An example of a class generated for a JSP.
 *
 * The name of the class is unpredictable.
 * We are assuming that this is an HTTP JSP page (like almost all are)
 */

class _jsp1344 extends ExampleHttpSuper {

    // Next code inserted directly via declarations.
    // Any of the following pieces may or not be present
    // if they are not defined here the superclass methods
    // will be used.

    public void jspInit() {...}
    public void jspDestroy() {...}

    // The next method is generated automatically by the
    // JSP processor.
    // body of JSP page

    public void _jspService(HttpServletRequest request,
        HttpServletResponse response)
        throws ServletException, IOException {

        // initialization of the implicit variables
        // ...

        // next is code from scriptlets, expressions, and static text.

    }

}

```

JSP.11.2.4 Using the extends Attribute

If the JSP page author uses `extends`, the generated class is identical to the one shown in Code Example JSP.11-2, except that the class name is the one specified in the `extends` attribute.

The contract on the JSP page implementation class does not change. The JSP container should check (usually through reflection) that the provided superclass:

- Implements `HttpJspPage` if the protocol is HTTP, or `JspPage` otherwise.
- All of the methods in the `Servlet` interface are declared final.

Additionally, it is the responsibility of the JSP page author that the provided superclass satisfies:

- The `service` method of the servlet API invokes the `_jspService` method.
- The `init(ServletConfig)` method stores the configuration, makes it available via `getServletConfig`, then invokes `jspInit`.
- The `destroy` method invokes `jspDestroy`.

A JSP container may give a fatal translation error if it detects that the provided superclass does not satisfy these requirements, but most JSP containers will not check them.

JSP.11.3 Buffering

The JSP container buffers data (if the `jsp` directive specifies it using the `buffer` attribute) as it is sent from the server to the client. Headers are not sent to the client until the first `flush` method is invoked. Therefore, it is possible to call methods that modify the response header, such as `setContentType`, `sendRedirect`, or error methods, up until the `flush` method is executed and the headers are sent. After that point, these methods become invalid, as per the Servlet specification.

The `javax.servlet.jsp.JspWriter` class buffers and sends output. The `JspWriter` class is used in the `_jspService` method as in the following example:

```

import javax.servlet.jsp.JspWriter;

static JspFactory _jspFactory = JspFactory.getDefaultFactory();

_jspService(<SRequest> request, <SResponse> response) {

    // initialization of implicit variables...
    PageContext pageContext = _jspFactory.createPageContext(
        this,
        request,
        response,
        false,
        PageContext.DEFAULT_BUFFER,
        false
    );
    JspWriter out = pageContext.getOut();
    // ....
    // .... the body goes here using "out"
    // ....
    out.flush();
}

```

The complete listing of `javax.servlet.jsp.JspWriter` can be found in Chapter JSP.12, “Core API”.

With buffering turned on, a `redirect` method can still be used in a scriptlet in a `.jsp` file, by invoking `response.redirect(someURL)` directly.

JSP.11.4 Precompilation

A JSP page that is using the HTTP protocol will receive HTTP requests. JSP 2.2 compliant containers must support a simple *precompilation protocol*, as well as some basic *reserved parameter names*. Note that the precompilation protocol is related but not the same as the notion of compiling a JSP page into a Servlet class (Appendix JSP.A, “Packaging JSP Pages”).

JSP.11.4.1 Request Parameter Names

All request parameter names that start with the prefix `jsp` are reserved by the JSP specification and should not be used by any user or implementation except as indicated by the specification.

All JSPs pages should ignore (not depend on) any parameter that starts with `jsp_`.

JSP.11.4.2 Precompilation Protocol

A request to a JSP page that has a request parameter with name `jsp_precompile` is a *precompilation request*. The `jsp_precompile` parameter may have no value, or may have values `true` or `false`. In all cases, the request should not be delivered to the JSP page.

The intention of the precompilation request is that of a suggestion to the JSP container to precompile the JSP page into its JSP page implementation class. The suggestion is conveyed by giving the parameter the value `true` or no value, but note that the request can be ignored.

For example:

1. `?jsp_precompile`
2. `?jsp_precompile=true`
3. `?jsp_precompile=false`
4. `?foobar=foobaz&jsp_precompile=true`
5. `?foobar=foobaz&jsp_precompile=false`

1, 2, and 4 are legal; the request will not be delivered to the page. 3 and 5 are legal; the request will not be delivered to the page.

6. `?jsp_precompile=foo`

This is illegal and will generate an HTTP error; 500 (Server error).

JSP.11.5 Debugging Requirements

With the completion of JSR-45 ("Debugging Support for Other Languages"), the JSP Compiler now has a standard format to convey source map debugging information to tools such as debuggers. See <http://jcp.org/jsr/detail/45.jsp> for details.

JSP 2.1 containers are required to provide support for JSR-45 for JSP pages and tag files written in either standard or XML syntax.

The JSP compiler must produce `.class` files with a `SourceDebugExtension` attribute, mapping each line or lines of JSP code to the corresponding generated line or lines of Java code. For both pages and tag files, the stratum that maps to the original source should be named `JSP` in the Source Debug Extension (this stratum

name is reserved for use by the JSP specification). This stratum should be specified as the default, unless the page or tag file was generated from some other source.

The exact mechanism for causing the JSP compiler to produce source map debugging information is implementation-dependent.

JSP.11.5.1 Line Number Mapping Guidelines

The following is a set of non-normative guidelines for generating high quality line number mappings. The guidelines are presented to help produce a consistent debugging experience for page authors, across containers. Where possible the JSP container should generate line number mappings as follows:

1. Abreakpoint on a JSP line causes execution to stop before any Java code which amounts to a translation of the JSP line is executed (for one possible exception, see 5). Note that given the LineInfo Composition Algorithm (see JSR-45 specification), it is acceptable for the mappings to include one or more Java lines which are never translated into executable byte code, as long as at least one of them does.
2. It is permitted for two or more lines of JSP to include the same Java lines in their mappings.
3. If a line of JSP has no manifestation in the Java source other than white-space preserving source, it should not be mapped.
 - The following standard syntax JSP entities should not be mapped to generated code. These entities either have no manifestation in the generated Java code (e.g. comments), or are not manifest in such a way that it allows the debugged process to stop (e.g. the page directive import):
 - JSP comments
 - Directives
 - The following XML syntax JSP entities should not be mapped to generated code. These entities frequently have no manifestation in the generated Java code.
 - `<jsp:root>`
 - `<jsp:output>`
4. Declarations and scriptlets (standard or XML JSP). Lines in these constructs should preserve a one-to-one mapping with the corresponding generated code lines. Empty lines and comment lines are not mapped.
5. For scriptlets, scriptlet expressions, EL expressions, standard actions and cus-

tom actions in template text, a line containing one or more of these entities should be mapped to Java source lines which include the corresponding Java code.

If the line starts with template text, the Java code which handles it may be excluded from the mappings if this would cause the debugger to stop before the apparent execution of JSP lines preceding the line in question. For example:

```

100 <p>This is a line with template text.</p>
101 <h1><fmt:message key="company" bundle="{bundle}"/></h1>

200 out.write( "<p>This is a line with template text.</p>\r\n" );
201 out.write( "<h1>" );
202 org.apache.taglibs.standard.tag.el.fmt.MessageTag taghandler =
203     new org.apache.taglibs.standard.tag.el.fmt.MessageTag();
204 taghandler.setPageContext( pageContext );
205 ...

```

In this example, given that `<h1>` has its own call to `write()`, it makes sense to map 101 to 201, 202 etc.

```

200 out.write( "<p>This is a line with template text.</p>\r\n<h1>" );
201 org.apache.taglibs.standard.tag.el.fmt.MessageTag taghandler =
202     new org.apache.taglibs.standard.tag.el.fmt.MessageTag();
203 taghandler.setPageContext( pageContext );
204 ...

```

In this second example, given that `<h1>` is output using the same call to `write()` that was used for line 100, mapping 101 to 202, 203 etc. may result in more intuitive behavior of the debugger.

For scriptlets that contain more than one line, there should be a one-to-one mapping from JSP to Java lines, and the mapping should start at the first Java code that is not whitespace or comments. Therefore, a line that contains only the open scriptlet delimiter is not mapped.

6. Scriptlet expressions and EL expressions in attribute values. The source line mappings should include any Java source lines that deal with the evaluation of the `rtexpr` value as well as source that deals with the JSP action.
7. Standard or custom actions.
 - Empty tags and start tags special case: The `jsp:params` action typically has no manifestation and should not be mapped.

- Empty tags and start tags: The Java line mappings should include as much of the corresponding Java code as possible, including any separate lines that deal with rtexpr evaluation as described in (6). If it is not possible to include all the Java code in the mappings, the mapped lines should include the first sequential line which deals with either the tag or the attribute evaluation in order to meet (1).
- Closing tags frequently do not have a manifestation in the Java source, but sometimes do. In case a JSP line contains only a closing tag, the line may be mapped to whitespace preserving Java source if it has no semantic translation. This will avoid a confusing user experience where it is sometimes possible to set a breakpoint on a line consisting of a closing tag and sometimes not.

JSP.12

Core API

This chapter describes the `javax.servlet.jsp` package. The chapter includes content that is generated automatically from Javadoc embedded into the actual Java classes and interfaces. This allows the creation of a single, authoritative, specification document.

The `javax.servlet.jsp` package contains a number of classes and interfaces that describe and define the contracts between a JSP page implementation class and the runtime environment provided for an instance of such a class by a conforming JSP container.

Package javax.servlet.jsp

Description

Classes and interfaces for the Core JSP 2.1 API.

The javax.servlet.jsp package contains a number of classes and interfaces that describe and define the contracts between a JSP page implementation class and the runtime environment provided for an instance of such a class by a conforming JSP container.

JSP Page Implementation Object Contract

This section describes the basic contract between a JSP Page implementation object and its container.

The main contract is defined by the classes [JspPage₄₂](#) and [HttpJspPage₂₄](#). The [JspFactory₃₉](#) class describes the mechanism to portably instantiate all needed runtime objects, and [JspEngineInfo₃₅](#) provides basic information on the current JSP container. Class [JspApplicationContext₂₆](#) stores application-scoped information relevant to JSP containers. It was added in JSP 2.1 to support the integration of the unified Expression Language.

None of these classes are intended to be used by JSP page authors; an example of how these classes may be used is included below.

Implicit Objects

The [PageContext₅₆](#) object and the [JspWriter₄₆](#) are available by default as implicit objects.

Exceptions

The [JspException₃₇](#) class is the base class for all JSP exceptions. The [JspTagException₄₄](#) and [SkipPageException₆₅](#) exceptions are used by the tag extension mechanism.

For JSP error pages, the [ErrorData₂₂](#) class encapsulates information about the error.

An Implementation Example

An instance of an implementation dependent subclass of the [PageContext₅₆](#) abstract base class can be created by a JSP implementation class at the beginning of its `_jspService()` method via an implementation default [JspFactory₃₉](#).

Here is one example of how to use these classes

```

public class foo implements Servlet {
// ...
public void _jspService(HttpServletRequest request,
    HttpServletResponse response)
    throws IOException, ServletException {
    JspFactory factory = JspFactory.getDefaultFactory();
    PageContext pageContext = factory.getPageContext(
        this,
        request,
        response,
        null, // errorPageURL
        false, // needsSession
        JspWriter.DEFAULT_BUFFER,
        true // autoFlush
    );
    // initialize implicit variables for scripting env ...
    HttpSession session = pageContext.getSession();
    JspWriter out = pageContext.getOut();
    Object page = this;
    try {
        // body of translated JSP here ...
    } catch (Exception e) {
        out.clear();
        pageContext.handlePageException(e);
    } finally {
        out.close();
        factory.releasePageContext(pageContext);
    }
}
}

```

Class Summary

Interfaces

- [HttpJspPage₂₄](#) The `HttpJspPage` interface describes the interaction that a JSP Page Implementation Class must satisfy when using the HTTP protocol.
- [JspApplicationContext₂₆](#) Stores application-scoped information relevant to JSP containers.
- [JspPage₄₂](#) The `JspPage` interface describes the generic interaction that a JSP Page Implementation class must satisfy; pages that use the HTTP protocol are described by the `HttpJspPage` interface.

Classes

- [ErrorData₂₂](#) Contains information about an error, for error pages.
- [JspContext₂₉](#) `JspContext` serves as the base class for the `PageContext` class and abstracts all information that is not specific to servlets.
- [JspEngineInfo₃₅](#) The `JspEngineInfo` is an abstract class that provides information on the current JSP engine.
- [JspFactory₃₉](#) The `JspFactory` is an abstract class that defines a number of factory methods available to a JSP page at runtime for the purposes of creating instances of various interfaces and classes used to support the JSP implementation.
- [JspWriter₄₆](#) The actions and template data in a JSP page is written using the `JspWriter` object that is referenced by the implicit variable `out` which is initialized automatically using methods in the `PageContext` object.

Class Summary[PageContext₅₆](#)

PageContext extends JspContext to provide useful context information for when JSP technology is used in a Servlet environment.

Exceptions[JspException₃₇](#)

A generic exception known to the JSP engine; uncaught JspExceptions will result in an invocation of the errorpage machinery.

[JspTagException₄₄](#)

Exception to be used by a Tag Handler to indicate some unrecoverable error.

[SkipPageException₆₅](#)

Exception to indicate the calling page must cease evaluation.

ErrorData(Throwable, int, String, String)

javax.servlet.jsp ErrorData

Declaration

```
public final class ErrorData
```

```
java.lang.Object
|
+--javax.servlet.jsp.ErrorData
```

Description

Contains information about an error, for error pages. The information contained in this instance is meaningless if not used in the context of an error page. To indicate a JSP is an error page, the page author must set the `isErrorPage` attribute of the page directive to “true”.

Since: JSP 2.0

See Also: [PageContext.getErrorData\(\)](#) ⁶⁰

Member Summary

Constructors

```
ErrorData(java.lang.Throwable throwable, int statusCode,
java.lang.String uri, java.lang.String servletName) 22
```

Methods

```
java.lang.String  getRequestURI() 23
java.lang.String  getServletName() 23
int               getStatusCode() 23
java.lang.Throwable getThrowable() 23
```

Inherited Member Summary

Methods inherited from class **Object**

```
clone(), equals(Object), finalize(), getClass(), hashCode(), notify(), notifyAll(),
toString(), wait(), wait(long), wait(long, int)
```

Constructors

ErrorData(Throwable, int, String, String)

```
public ErrorData(java.lang.Throwable throwable, int statusCode, java.lang.String uri,
java.lang.String servletName)
```


Creates a new ErrorData object.

Parameters:

`throwable` - The Throwable that is the cause of the error

`statusCode` - The status code of the error

`uri` - The request URI

`servletName` - The name of the servlet invoked

Methods

getRequestURI()

```
public java.lang.String getRequestURI()
```

Returns the request URI.

Returns: The request URI

getServletName()

```
public java.lang.String getServletName()
```

Returns the name of the servlet invoked.

Returns: The name of the servlet invoked

getStatusCode()

```
public int getStatusCode()
```

Returns the status code of the error.

Returns: The status code of the error

getThrowable()

```
public java.lang.Throwable getThrowable()
```

Returns the Throwable that caused the error.

Returns: The Throwable that caused the error

javax.servlet.jsp HttpJspPage

Declaration

```
public interface HttpJspPage extends JspPage42
```

All Superinterfaces: [JspPage₄₂](#), `javax.servlet.Servlet`

Description

The `HttpJspPage` interface describes the interaction that a JSP Page Implementation Class must satisfy when using the HTTP protocol.

The behaviour is identical to that of the `JspPage`, except for the signature of the `_jspService` method, which is now expressible in the Java type system and included explicitly in the interface.

See Also: [JspPage₄₂](#)

Member Summary

Methods

```
void \_jspService\(javax.servlet.http.HttpServletRequest request, javax.servlet.http.HttpServletResponse response\)24
```

Inherited Member Summary

Methods inherited from interface [JspPage₄₂](#)

```
jspDestroy\(\)43, jspInit\(\)43
```

Methods inherited from interface `Servlet`

```
destroy(), getServletConfig(), getServletInfo(), init(ServletConfig), service(ServletRequest, ServletResponse)
```

Methods

`_jspService(HttpServletRequest, HttpServletResponse)`

```
public void _jspService(javax.servlet.http.HttpServletRequest request, javax.servlet.http.HttpServletResponse response) throws ServletException, IOException
```

The `_jspService()` method corresponds to the body of the JSP page. This method is defined automatically by the JSP container and should never be defined by the JSP page author.

If a superclass is specified using the `extends` attribute, that superclass may choose to perform some actions in its `service()` method before or after calling the `_jspService()` method. See using the `extends` attribute in the `JSP_Engine` chapter of the JSP specification.

Parameters:

`request` - Provides client request information to the JSP.

`response` - Assists the JSP in sending a response to the client.

Throws:

`javax.servlet.ServletException` - Thrown if an error occurred during the processing of the JSP and that the container should take appropriate action to clean up the request.

`java.io.IOException` - Thrown if an error occurred while writing the response for this page.

javax.servlet.jsp JspApplicationContext

Declaration

```
public interface JspApplicationContext
```

Description

Stores application-scoped information relevant to JSP containers.

The JSP container must create a single instance of `JspApplicationContext` for each `ServletContext` instance.

An instance of `JspApplicationContext` is obtained by invoking the static `JspFactory.getJspApplicationContext(ServletContext)` [40](#) method, passing the `ServletContext` of the corresponding web application.

The `JspApplicationContext` provides the following services to JSP applications:

- Allows registration of `ELResolvers`, which are used to resolve variables in EL expressions contained in JSP pages and tag files.
- Provides an instance of `ExpressionFactory` for those applications or frameworks that need to perform programmatic evaluation of EL expressions instead of allowing the JSP container to do it for them.
- Allows the attachment of `ELContextListener` instances for notification whenever a new `ELContext` is created. This is necessary when an application wishes to make custom context objects available to their pluggable `ELResolvers`.

Since: JSP 2.1

See Also: `javax.servlet.ServletContext`, [JspFactory](#) [39](#), `javax.el.ELResolver`, `javax.el.ExpressionFactory`, `javax.el.ELContextListener`

Member Summary

Methods

```
void addELContextListener\(javax.el.ELContextListener listener\) 26  
void addELResolver\(javax.el.ELResolver resolver\) 27  
getExpressionFactory\(\) 28  
javax.el.ExpressionFac  
tory
```

Methods

addELContextListener(ELContextListener)

```
public void addELContextListener(javax.el.ELContextListener listener)
```

Registers a `ELContextListeners` so that context objects can be added whenever a new `ELContext` is created.

At a minimum, the `ELContext` objects created will contain a reference to the `JspContext` for this request, which is added by the JSP container. This is sufficient for all the default `ELResolvers` listed in [addELResolver\(ELResolver\)](#) ²⁷. Note that `JspContext.class` is used as the key to `ELContext.putContext()` for the `JspContext` object reference.

This method is generally used by frameworks and applications that register their own `ELResolver` that needs context other than `JspContext`. The listener will typically add the necessary context to the `ELContext` provided in the event object. Registering a listener that adds context allows the `ELResolvers` in the stack to access the context they need when they do a resolution.

Parameters:

`listener` - The listener to be notified when a new `ELContext` is created.

addELResolver(ELResolver)

```
public void addELResolver(javax.el.ELResolver resolver)
```

Adds an `ELResolver` to affect the way EL variables and properties are resolved for EL expressions appearing in JSP pages and tag files.

For example, in the EL expression `${employee.lastName}`, an `ELResolver` determines what object “employee” references and how to find its “lastName” property.

When evaluating an expression, the JSP container will consult a set of standard resolvers as well as any resolvers registered via this method. The set of resolvers are consulted in the following order:

- [javax.servlet.jsp.el.ImplicitObjectELResolver](#) ¹⁸⁴
- `ELResolvers` registered via this method, in the order in which they are registered.
- `javax.el.MapELResolver`
- `javax.el.ListELResolver`
- `javax.el.ArrayELResolver`
- `javax.el.BeanELResolver`
- [javax.servlet.jsp.el.ScopedAttributeELResolver](#) ¹⁸⁹

It is illegal to register an `ELResolver` after the application has received any request from the client. If an attempt is made to register an `ELResolver` after that time, an `IllegalStateException` is thrown.

This restriction is in place to allow the JSP container to optimize for the common case where no additional `ELResolvers` are in the chain, aside from the standard ones. It is permissible to add `ELResolvers` before or after initialization to a `CompositeELResolver` that is already in the chain.

It is not possible to remove an `ELResolver` registered with this method, once it has been registered.

Parameters:

`resolver` - The new `ELResolver`

Throws:

`java.lang.IllegalStateException` - if an attempt is made to call this method after all `ServletContextListeners` have had their `contextInitialized` methods invoked.

`getExpressionFactory()`**getExpressionFactory()**

```
public javax.el.ExpressionFactory getExpressionFactory()
```

Returns a factory used to create `ValueExpressions` and `MethodExpressions` so that EL expressions can be parsed and evaluated.

Returns: A concrete implementation of the `ExpressionFactory`.

javax.servlet.jsp

JspContext

Declaration

```
public abstract class JspContext
```

```
java.lang.Object
|
+-- javax.servlet.jsp.JspContext
```

Direct Known Subclasses: [PageContext₅₆](#)

Description

`JspContext` serves as the base class for the `PageContext` class and abstracts all information that is not specific to servlets. This allows for Simple Tag Extensions to be used outside of the context of a request/response Servlet.

The `JspContext` provides a number of facilities to the page/component author and page implementor, including:

- a single API to manage the various scoped namespaces
- a mechanism to obtain the `JspWriter` for output
- a mechanism to expose page directive attributes to the scripting environment

Methods Intended for Container Generated Code

The following methods enable the **management of nested** `JspWriter` streams to implement Tag Extensions: `pushBody()` and `popBody()`

Methods Intended for JSP authors

Some methods provide **uniform access** to the diverse objects representing scopes. The implementation must use the underlying machinery corresponding to that scope, so information can be passed back and forth between the underlying environment (e.g. Servlets) and JSP pages. The methods are: `setAttribute()`, `getAttribute()`, `findAttribute()`, `removeAttribute()`, `getAttributesScope()` and `getAttributeNamesInScope()`.

The following methods provide **convenient access** to implicit objects: `getOut()`

The following methods provide **programmatic access** to the Expression Language evaluator: `getExpressionEvaluator()`, `getVariableResolver()`

Since: JSP 2.0

Member Summary	
Constructors	
	<code>JspContext()</code> 30
Methods	
abstract	<code>findAttribute(java.lang.String name)</code> 30
java.lang.Object	

Member Summary

abstract	getAttribute(java.lang.String name) <small>31</small>
java.lang.Object	
abstract	getAttribute(java.lang.String name, int scope) <small>31</small>
java.lang.Object	
abstract	getAttributeNamesInScope(int scope) <small>31</small>
java.util.Enumeration	
abstract int	getAttributesScope(java.lang.String name) <small>31</small>
abstract	getELContext() <small>32</small>
javax.el.ELContext	
abstract	getExpressionEvaluator() <small>32</small>
javax.servlet.jsp.el.ExpressionEvaluator	
abstract JspWriter	getOut() <small>32</small>
abstract	getVariableResolver() <small>32</small>
javax.servlet.jsp.el.VariableResolver	
JspWriter	popBody() <small>33</small>
JspWriter	pushBody(java.io.Writer writer) <small>33</small>
abstract void	removeAttribute(java.lang.String name) <small>33</small>
abstract void	removeAttribute(java.lang.String name, int scope) <small>33</small>
abstract void	setAttribute(java.lang.String name, java.lang.Object value) <small>34</small>
abstract void	setAttribute(java.lang.String name, java.lang.Object value, int scope) <small>34</small>

Inherited Member Summary**Methods inherited from class Object**

[clone\(\)](#), [equals\(Object\)](#), [finalize\(\)](#), [getClass\(\)](#), [hashCode\(\)](#), [notify\(\)](#), [notifyAll\(\)](#), [toString\(\)](#), [wait\(\)](#), [wait\(long\)](#), [wait\(long, int\)](#)

Constructors**JspContext()**

```
public JspContext()
```

Sole constructor. (For invocation by subclass constructors, typically implicit.)

Methods**findAttribute(String)**

```
public abstract java.lang.Object findAttribute(java.lang.String name)
```

Searches for the named attribute in page, request, session (if valid), and application scope(s) in order and returns the value associated or null.

Parameters:

name - the name of the attribute to search for

Returns: the value associated or null

Throws:

`java.lang.NullPointerException` - if the name is null

getAttribute(String)

```
public abstract java.lang.Object getAttribute(java.lang.String name)
```

Returns the object associated with the name in the page scope or null if not found.

Parameters:

name - the name of the attribute to get

Returns: the object associated with the name in the page scope or null if not found.

Throws:

`java.lang.NullPointerException` - if the name is null

getAttribute(String, int)

```
public abstract java.lang.Object getAttribute(java.lang.String name, int scope)
```

Return the object associated with the name in the specified scope or null if not found.

Parameters:

name - the name of the attribute to set

scope - the scope with which to associate the name/object

Returns: the object associated with the name in the specified scope or null if not found.

Throws:

`java.lang.NullPointerException` - if the name is null

`java.lang.IllegalArgumentException` - if the scope is invalid

`java.lang.IllegalStateException` - if the scope is `PageContext.SESSION_SCOPE` but the page that was requested does not participate in a session or the session has been invalidated.

getAttributeNamesInScope(int)

```
public abstract java.util.Enumeration getAttributeNamesInScope(int scope)
```

Enumerate all the attributes in a given scope.

Parameters:

scope - the scope to enumerate all the attributes for

Returns: an enumeration of names (`java.lang.String`) of all the attributes the specified scope

Throws:

`java.lang.IllegalArgumentException` - if the scope is invalid

`java.lang.IllegalStateException` - if the scope is `PageContext.SESSION_SCOPE` but the page that was requested does not participate in a session or the session has been invalidated.

getAttributesScope(String)

```
public abstract int getAttributesScope(java.lang.String name)
```

`getELContext()`

Get the scope where a given attribute is defined.

Parameters:

name - the name of the attribute to return the scope for

Returns: the scope of the object associated with the name specified or 0

Throws:

`java.lang.NullPointerException` - if the name is null

getELContext()

```
public abstract javax.el.ELContext getELContext()
```

Returns the `ELContext` associated with this `JspContext`.

The `ELContext` is created lazily and is reused if it already exists. There is a new `ELContext` for each `JspContext`.

The `ELContext` must contain the `ELResolver` described in the JSP specification (and in the javadocs for `JspApplicationContext.addELResolver(ELResolver)` [27](#)).

Returns: The `ELContext` associated with this `JspContext`.

Since: JSP 2.1

getExpressionEvaluator()

```
public abstract javax.servlet.jsp.el.ExpressionEvaluator180 getExpressionEvaluator()
```

Deprecated. As of JSP 2.1, replaced by

`JspApplicationContext.getExpressionFactory()` [28](#)

Provides programmatic access to the `ExpressionEvaluator`. The JSP Container must return a valid instance of an `ExpressionEvaluator` that can parse EL expressions.

Returns: A valid instance of an `ExpressionEvaluator`.

Since: JSP 2.0

getOut()

```
public abstract javax.servlet.jsp.JspWriter46 getOut()
```

The current value of the out object (a `JspWriter`).

Returns: the current `JspWriter` stream being used for client response

getVariableResolver()

```
public abstract javax.servlet.jsp.el.VariableResolver194 getVariableResolver()
```

Deprecated. As of JSP 2.1, replaced by `javax.el.ELContext.getELResolver()`, which can be obtained by `jspContext.getELContext().getELResolver()`.

Returns an instance of a `VariableResolver` that provides access to the implicit objects specified in the JSP specification using this `JspContext` as the context object.

Returns: A valid instance of a `VariableResolver`.

Since: JSP 2.0

popBody()

```
public javax.servlet.jsp.JspWriter46 popBody()
```

Return the previous JspWriter “out” saved by the matching pushBody(), and update the value of the “out” attribute in the page scope attribute namespace of the JspContext.

Returns: the saved JspWriter.

pushBody(Writer)

```
public javax.servlet.jsp.JspWriter46 pushBody(java.io.Writer writer)
```

Return a new JspWriter object that sends output to the provided Writer. Saves the current “out” JspWriter, and updates the value of the “out” attribute in the page scope attribute namespace of the JspContext.

The returned JspWriter must implement all methods and behave as though it were unbuffered. More specifically:

- clear() must throw an IOException
- clearBuffer() does nothing
- getBufferSize() always returns 0
- getRemaining() always returns 0

Parameters:

writer - The Writer for the returned JspWriter to send output to.

Returns: a new JspWriter that writes to the given Writer.

Since: JSP 2.0

removeAttribute(String)

```
public abstract void removeAttribute(java.lang.String name)
```

Remove the object reference associated with the given name from all scopes. Does nothing if there is no such object.

Parameters:

name - The name of the object to remove.

Throws:

java.lang.NullPointerException - if the name is null

removeAttribute(String, int)

```
public abstract void removeAttribute(java.lang.String name, int scope)
```

Remove the object reference associated with the specified name in the given scope. Does nothing if there is no such object.

Parameters:

name - The name of the object to remove.

scope - The scope where to look.

Throws:

java.lang.IllegalArgumentException - if the scope is invalid

java.lang.IllegalStateException - if the scope is PageContext.SESSION_SCOPE but the page that was requested does not participate in a session or the session has been invalidated.

setAttribute(String, Object)

`java.lang.NullPointerException` - if the name is null

setAttribute(String, Object)

```
public abstract void setAttribute(java.lang.String name, java.lang.Object value)
```

Register the name and value specified with page scope semantics. If the value passed in is null, this has the same effect as calling `removeAttribute(name, PageContext.PAGE_SCOPE)`.

Parameters:

`name` - the name of the attribute to set

`value` - the value to associate with the name, or null if the attribute is to be removed from the page scope.

Throws:

`java.lang.NullPointerException` - if the name is null

setAttribute(String, Object, int)

```
public abstract void setAttribute(java.lang.String name, java.lang.Object value,  
int scope)
```

Register the name and value specified with appropriate scope semantics. If the value passed in is null, this has the same effect as calling `removeAttribute(name, scope)`.

Parameters:

`name` - the name of the attribute to set

`value` - the object to associate with the name, or null if the attribute is to be removed from the specified scope.

`scope` - the scope with which to associate the name/object

Throws:

`java.lang.NullPointerException` - if the name is null

`java.lang.IllegalArgumentException` - if the scope is invalid

`java.lang.IllegalStateException` - if the scope is `PageContext.SESSION_SCOPE` but the page that was requested does not participate in a session or the session has been invalidated.

javax.servlet.jsp JspEngineInfo

Declaration

```
public abstract class JspEngineInfo
```

```
java.lang.Object  
|  
+--javax.servlet.jsp.JspEngineInfo
```

Description

The JspEngineInfo is an abstract class that provides information on the current JSP engine.

Member Summary

Constructors

[JspEngineInfo\(\)](#) 35

Methods

abstract [getSpecificationVersion\(\)](#) 35
java.lang.String

Inherited Member Summary

Methods inherited from class Object

[clone\(\)](#), [equals\(Object\)](#), [finalize\(\)](#), [getClass\(\)](#), [hashCode\(\)](#), [notify\(\)](#), [notifyAll\(\)](#), [toString\(\)](#), [wait\(\)](#), [wait\(long\)](#), [wait\(long, int\)](#)

Constructors

JspEngineInfo()

```
public JspEngineInfo()
```

Sole constructor. (For invocation by subclass constructors, typically implicit.)

Methods

getSpecificationVersion()

```
public abstract java.lang.String getSpecificationVersion()
```

Return the version number of the JSP specification that is supported by this JSP engine.

Specification version numbers that consists of positive decimal integers separated by periods “.”, for example, “2.0” or “1.2.3.4.5.6.7”. This allows an extensible number to be used to represent major, minor, micro, etc versions. The version number must begin with a number.

Returns: the specification version, null is returned if it is not known

javax.servlet.jsp JspException

Declaration

public class **JspException** extends java.lang.Exception

```

java.lang.Object
|
+--java.lang.Throwable
|
+--java.lang.Exception
|
+--javax.servlet.jsp.JspException
  
```

All Implemented Interfaces: java.io.Serializable

Direct Known Subclasses: [JspTagException₄₄](#), [SkipPageException₆₅](#)

Description

A generic exception known to the JSP engine; uncaught JspExceptions will result in an invocation of the errorpage machinery.

Member Summary

Constructors

```

JspException() 38
JspException(java.lang.String msg) 38
JspException(java.lang.String message, java.lang.Throwable
cause) 38
JspException(java.lang.Throwable cause) 38
  
```

Methods

```

java.lang.Throwable getRootCause\(\) 38
  
```

Inherited Member Summary

Methods inherited from class Object

```

clone(), equals(Object), finalize(), getClass(), hashCode(), notify(), notifyAll(),
wait(), wait(long), wait(long, int)
  
```

Methods inherited from class Throwable

```

fillInStackTrace(), getCause(), getLocalizedMessage(), getMessage(), getStackTrace(),
initCause(Throwable), printStackTrace(), printStackTrace(PrintStream),
printStackTrace(PrintWriter), setStackTrace(StackTraceElement[]), toString()
  
```

Constructors

JspException()

```
public JspException()
```

Construct a JspException.

JspException(String)

```
public JspException(java.lang.String msg)
```

Constructs a new JSP exception with the specified message. The message can be written to the server log and/or displayed for the user.

Parameters:

msg - a String specifying the text of the exception message

JspException(String, Throwable)

```
public JspException(java.lang.String message, java.lang.Throwable cause)
```

Constructs a new JspException with the specified detail message and cause. The cause is saved for later retrieval by the `java.lang.Throwable.getCause()` and `getRootCause()` methods.

See Also: `java.lang.Exception.Exception(String, Throwable)`

JspException(Throwable)

```
public JspException(java.lang.Throwable cause)
```

Constructs a new JspException with the specified cause. The cause is saved for later retrieval by the `java.lang.Throwable.getCause()` and `getRootCause()` methods.

See Also: `java.lang.Exception.Exception(Throwable)`

Methods

getRootCause()

```
public java.lang.Throwable getRootCause()
```

Deprecated. As of JSP 2.1, replaced by `java.lang.Throwable.getCause()`

Returns the exception that caused this JSP exception.

Returns: the `Throwable` that caused this JSP exception

javax.servlet.jsp

JspFactory

Declaration

```
public abstract class JspFactory
```

```
java.lang.Object
|
+-- javax.servlet.jsp.JspFactory
```

Description

The JspFactory is an abstract class that defines a number of factory methods available to a JSP page at runtime for the purposes of creating instances of various interfaces and classes used to support the JSP implementation.

A conformant JSP Engine implementation will, during its initialization instantiate an implementation dependent subclass of this class, and make it globally available for use by JSP implementation classes by registering the instance created with this class via the static `setDefaultFactory()` method.

The only implementation-dependent classes that can be created from the factory are: PageContext, JspEngineInfo, and JspApplicationContext.

With the exception of JspApplicationContext, JspFactory objects should not be used by JSP application developers.

Member Summary

Constructors

[JspFactory\(\)](#) ⁴⁰

Methods

```
static JspFactory getDefaultFactory\(\) 40
abstract JspEngineInfo getEngineInfo\(\) 40
abstract getJspApplicationContext\(javax.servlet.ServletContext
JspApplicationContext context\) 40
abstract PageContext getPageContext\(javax.servlet.Servlet servlet,
javax.servlet.ServletRequest request,
javax.servlet.ServletResponse response, java.lang.String
errorPageURL, boolean needsSession, int buffer, boolean
autoflush\) 40
abstract void releasePageContext\(PageContext pc\) 41
static void setDefaultFactory\(JspFactory deflt\) 41
```

Inherited Member Summary

Methods inherited from class Object

`clone(), equals(Object), finalize(), getClass(), hashCode(), notify(), notifyAll(), toString(), wait(), wait(long), wait(long, int)`

Constructors

JspFactory()

```
public JspFactory()
```

Sole constructor. (For invocation by subclass constructors, typically implicit.)

Methods

getDefaultFactory()

```
public static javax.servlet.jsp.JspFactory39 getDefaultFactory()
```

Returns the default factory for this implementation.

Returns: the default factory for this implementation

getEngineInfo()

```
public abstract javax.servlet.jsp.JspEngineInfo35 getEngineInfo()
```

called to get implementation-specific information on the current JSP engine.

Returns: a JspEngineInfo object describing the current JSP engine

getJspApplicationContext(ServletContext)

```
public abstract javax.servlet.jsp.JspApplicationContext26 getJspApplicationContext(javax.servlet.ServletContext context)
```

Obtains the JspApplicationContext instance associated with the web application for the given ServletContext.

Parameters:

context - The ServletContext for the web application the desired JspApplicationContext is associated with.

Returns: The JspApplicationContext associated with the web application.

Since: 2.1

getPageContext(Servlet, ServletRequest, ServletResponse, String, boolean, int, boolean)

```
public abstract javax.servlet.jsp.PageContext56 getPageContext(javax.servlet.Servlet servlet, javax.servlet.ServletRequest request, javax.servlet.ServletResponse response, java.lang.String errorPageURL, boolean needsSession, int buffer, boolean autoflush)
```

obtains an instance of an implementation dependent javax.servlet.jsp.PageContext abstract class for the calling Servlet and currently pending request and response.

This method is typically called early in the processing of the _jspService() method of a JSP implementation class in order to obtain a PageContext object for the request being processed.

Invoking this method shall result in the PageContext.initialize() method being invoked. The PageContext returned is properly initialized.

All PageContext objects obtained via this method shall be released by invoking releasePageContext().

Parameters:

`servlet` - the requesting servlet

`request` - the current request pending on the servlet

`response` - the current response pending on the servlet

`errorPageURL` - the URL of the error page for the requesting JSP, or null

`needsSession` - true if the JSP participates in a session

`buffer` - size of buffer in bytes, PageContext.NO_BUFFER if no buffer, PageContext.DEFAULT_BUFFER if implementation default.

`autoFlush` - should the buffer autoflush to the output stream on buffer overflow, or throw an IOException?

Returns: the page context

See Also: [PageContext₅₆](#)

releasePageContext(PageContext)

```
public abstract void releasePageContext(javax.servlet.jsp.PageContext56 pc)
```

called to release a previously allocated PageContext object. Results in PageContext.release() being invoked. This method should be invoked prior to returning from the _jspService() method of a JSP implementation class.

Parameters:

`pc` - A PageContext previously obtained by getPageContext()

setDefaultFactory(JspFactory)

```
public static void setDefaultFactory(javax.servlet.jsp.JspFactory39 deflt)
```

set the default factory for this implementation. It is illegal for any principal other than the JSP Engine runtime to call this method.

Parameters:

`deflt` - The default factory implementation

javax.servlet.jsp JspPage

Declaration

```
public interface JspPage extends javax.servlet.Servlet
```

All Superinterfaces: javax.servlet.Servlet

All Known Subinterfaces: [HttpJspPage₂₄](#)

Description

The JspPage interface describes the generic interaction that a JSP Page Implementation class must satisfy; pages that use the HTTP protocol are described by the HttpJspPage interface.

Two plus One Methods

The interface defines a protocol with 3 methods; only two of them: jspInit() and jspDestroy() are part of this interface as the signature of the third method: _jspService() depends on the specific protocol used and cannot be expressed in a generic way in Java.

A class implementing this interface is responsible for invoking the above methods at the appropriate time based on the corresponding Servlet-based method invocations.

The jspInit() and jspDestroy() methods can be defined by a JSP author, but the _jspService() method is defined automatically by the JSP processor based on the contents of the JSP page.

_jspService()

The _jspService() method corresponds to the body of the JSP page. This method is defined automatically by the JSP container and should never be defined by the JSP page author.

If a superclass is specified using the extends attribute, that superclass may choose to perform some actions in its service() method before or after calling the _jspService() method. See using the extends attribute in the JSP_Engine chapter of the JSP specification.

The specific signature depends on the protocol supported by the JSP page.

```
public void _jspService(ServletRequestSubtype request,  
                        ServletResponseSubtype response)  
    throws ServletException, IOException;
```

Member Summary

Methods

```
void jspDestroy\(\)43  
void jspInit\(\)43
```

Inherited Member Summary

Methods inherited from interface **Servlet**

```
destroy(), getServletConfig(), getServletInfo(), init(ServletConfig),  
service(ServletRequest, ServletResponse)
```

Methods

jspDestroy()

```
public void jspDestroy()
```

The `jspDestroy()` method is invoked when the JSP page is about to be destroyed. A JSP page can override this method by including a definition for it in a declaration element. A JSP page should redefine the `destroy()` method from `Servlet`.

jspInit()

```
public void jspInit()
```

The `jspInit()` method is invoked when the JSP page is initialized. It is the responsibility of the JSP implementation (and of the class mentioned by the `extends` attribute, if present) that at this point invocations to the `getServletConfig()` method will return the desired value. A JSP page can override this method by including a definition for it in a declaration element. A JSP page should redefine the `init()` method from `Servlet`.

jspInit()

javax.servlet.jsp

JspTagException

Declaration

```
public class JspTagException extends JspException37
```

```
java.lang.Object
|
+--java.lang.Throwable
|   |
|   +--java.lang.Exception
|       |
|       +--javax.servlet.jsp.JspException37
|           |
|           +--javax.servlet.jsp.JspTagException
```

All Implemented Interfaces: [java.io.Serializable](#)

Description

Exception to be used by a Tag Handler to indicate some unrecoverable error. This error is to be caught by the top level of the JSP page and will result in an error page.

Member Summary

Constructors

```
JspTagException\(\) 45
JspTagException\(java.lang.String msg\) 45
JspTagException\(java.lang.String message, java.lang.Throwable
rootCause\) 45
JspTagException\(java.lang.Throwable rootCause\) 45
```

Inherited Member Summary

Methods inherited from interface [JspException₃₇](#)

```
getRootCause\(\) 38
```

Methods inherited from class [Object](#)

```
clone(), equals(Object), finalize(), getClass(), hashCode(), notify(), notifyAll(),
wait(), wait(long), wait(long, int)
```

Methods inherited from class [Throwable](#)

```
fillInStackTrace(), getCause(), getLocalizedMessage(), getMessage(), getStackTrace(),
initCause(Throwable), printStackTrace(), printStackTrace(PrintStream),
printStackTrace(PrintWriter), setStackTrace(StackTraceElement[]), toString()
```

Constructors

JspTagException(String)

```
public JspTagException(java.lang.String msg)
```

Constructs a new JspTagException with the specified message. The message can be written to the server log and/or displayed for the user.

Parameters:

msg - a String specifying the text of the exception message

JspTagException()

```
public JspTagException()
```

Constructs a new JspTagException with no message.

JspTagException(String, Throwable)

```
public JspTagException(java.lang.String message, java.lang.Throwable rootCause)
```

Constructs a new JspTagException when the JSP Tag needs to throw an exception and include a message about the “root cause” exception that interfered with its normal operation, including a description message.

Parameters:

message - a String containing the text of the exception message

rootCause - the Throwable exception that interfered with the JSP Tag’s normal operation, making this JSP Tag exception necessary

Since: JSP 2.0

JspTagException(Throwable)

```
public JspTagException(java.lang.Throwable rootCause)
```

Constructs a new JSP Tag exception when the JSP Tag needs to throw an exception and include a message about the “root cause” exception that interfered with its normal operation. The exception’s message is based on the localized message of the underlying exception.

This method calls the `getLocalizedMessage` method on the `Throwable` exception to get a localized exception message. When subclassing `JspTagException`, this method can be overridden to create an exception message designed for a specific locale.

Parameters:

rootCause - the Throwable exception that interfered with the JSP Tag’s normal operation, making the JSP Tag exception necessary

Since: JSP 2.0

javax.servlet.jsp JspWriter

Declaration

```
public abstract class JspWriter extends java.io.Writer
```

```
java.lang.Object  
|  
+--java.io.Writer  
|  
+--javax.servlet.jsp.JspWriter
```

All Implemented Interfaces: `java.lang.Appendable`, `java.io.Closeable`,
`java.io.Flushable`

Direct Known Subclasses: `javax.servlet.jsp.tagext.BodyContentgg`

Description

The actions and template data in a JSP page is written using the JspWriter object that is referenced by the implicit variable out which is initialized automatically using methods in the PageContext object.

This abstract class emulates some of the functionality found in the java.io.BufferedWriter and java.io.PrintWriter classes, however it differs in that it throws java.io.IOException from the print methods while PrintWriter does not.

Buffering

The initial JspWriter object is associated with the PrintWriter object of the ServletResponse in a way that depends on whether the page is or is not buffered. If the page is not buffered, output written to this JspWriter object will be written through to the PrintWriter directly, which will be created if necessary by invoking the getWriter() method on the response object. But if the page is buffered, the PrintWriter object will not be created until the buffer is flushed and operations like setContentype() are legal. Since this flexibility simplifies programming substantially, buffering is the default for JSP pages.

Buffering raises the issue of what to do when the buffer is exceeded. Two approaches can be taken:

- Exceeding the buffer is not a fatal error; when the buffer is exceeded, just flush the output.
- Exceeding the buffer is a fatal error; when the buffer is exceeded, raise an exception.

Both approaches are valid, and thus both are supported in the JSP technology. The behavior of a page is controlled by the autoFlush attribute, which defaults to true. In general, JSP pages that need to be sure that correct and complete data has been sent to their client may want to set autoFlush to false, with a typical case being that where the client is an application itself. On the other hand, JSP pages that send data that is meaningful even when partially constructed may want to set autoFlush to true; such as when the data is sent for immediate display through a browser. Each application will need to consider their specific needs.

An alternative considered was to make the buffer size unbounded; but, this had the disadvantage that runaway computations would consume an unbounded amount of resources.

The “out” implicit variable of a JSP implementation class is of this type. If the page directive selects autoflush=“true” then all the I/O operations on this class shall automatically flush the contents of the buffer if an overflow condition would result if the current operation were performed without a flush. If autoflush=“false”

then all the I/O operations on this class shall throw an IOException if performing the current operation would result in a buffer overflow condition.

See Also: `java.io.Writer`, `java.io.BufferedWriter`, `java.io.PrintWriter`

Member Summary

Fields

```
protected boolean autoFlush48
protected int bufferSize48
    static int DEFAULT_BUFFER48
    static int NO_BUFFER48
    static int UNBOUNDED_BUFFER48
```

Constructors

```
protected JspWriter(int bufferSize, boolean autoFlush)48
```

Methods

```
abstract void clear()49
abstract void clearBuffer()49
abstract void close()49
abstract void flush()49
    int getBufferSize()50
    abstract int getRemaining()50
    boolean isAutoFlush()50
abstract void newLine()50
abstract void print(boolean b)50
abstract void print(char c)50
abstract void print(char[] s)52
abstract void print(double d)51
abstract void print(float f)51
abstract void print(int i)51
abstract void print(long l)51
abstract void print(java.lang.Object obj)52
abstract void print(java.lang.String s)52
abstract void println()53
abstract void println(boolean x)53
abstract void println(char x)53
abstract void println(char[] x)54
abstract void println(double x)54
abstract void println(float x)54
abstract void println(int x)53
abstract void println(long x)53
abstract void println(java.lang.Object x)55
abstract void println(java.lang.String x)54
```

Inherited Member Summary

Fields inherited from class `Writer`

Inherited Member Summary

lock

Methods inherited from class **Object**

clone(), equals(Object), finalize(), getClass(), hashCode(), notify(), notifyAll(), toString(), wait(), wait(long), wait(long, int)

Methods inherited from class **Writer**

append(char), append(CharSequence), append(CharSequence, int, int), write(char[]), write(char[], int, int), write(int), write(String), write(String, int, int)

Fields

autoFlush

protected boolean **autoFlush**

Whether the JspWriter is autoflushing.

bufferSize

protected int **bufferSize**

The size of the buffer used by the JspWriter.

DEFAULT_BUFFER

public static final int **DEFAULT_BUFFER**

Constant indicating that the Writer is buffered and is using the implementation default buffer size.

NO_BUFFER

public static final int **NO_BUFFER**

Constant indicating that the Writer is not buffering output.

UNBOUNDED_BUFFER

public static final int **UNBOUNDED_BUFFER**

Constant indicating that the Writer is buffered and is unbounded; this is used in BodyContent.

Constructors

JspWriter(int, boolean)

protected **JspWriter**(int bufferSize, boolean autoFlush)

Protected constructor.

Parameters:

bufferSize - the size of the buffer to be used by the JspWriter

autoFlush - whether the JspWriter should be autoflushing

Methods

clear()

```
public abstract void clear()
    throws IOException
```

Clear the contents of the buffer. If the buffer has been already been flushed then the clear operation shall throw an IOException to signal the fact that some data has already been irrevocably written to the client response stream.

Throws:

java.io.IOException - If an I/O error occurs

clearBuffer()

```
public abstract void clearBuffer()
    throws IOException
```

Clears the current contents of the buffer. Unlike clear(), this method will not throw an IOException if the buffer has already been flushed. It merely clears the current content of the buffer and returns.

Throws:

java.io.IOException - If an I/O error occurs

close()

```
public abstract void close()
    throws IOException
```

Close the stream, flushing it first.

This method needs not be invoked explicitly for the initial JspWriter as the code generated by the JSP container will automatically include a call to close().

Closing a previously-closed stream, unlike flush(), has no effect.

Overrides: close in class *Writer*

Throws:

java.io.IOException - If an I/O error occurs

flush()

```
public abstract void flush()
    throws IOException
```

Flush the stream. If the stream has saved any characters from the various write() methods in a buffer, write them immediately to their intended destination. Then, if that destination is another character or byte stream, flush it. Thus one flush() invocation will flush all the buffers in a chain of Writers and OutputStreams.

The method may be invoked indirectly if the buffer size is exceeded.

Once a stream has been closed, further write() or flush() invocations will cause an IOException to be thrown.

Overrides: flush in class *Writer*

`getBufferSize()`**Throws:**`java.io.IOException` - If an I/O error occurs**getBufferSize()**`public int getBufferSize()`

This method returns the size of the buffer used by the `JspWriter`.

Returns: the size of the buffer in bytes, or 0 is unbuffered.

getRemaining()`public abstract int getRemaining()`

This method returns the number of unused bytes in the buffer.

Returns: the number of bytes unused in the buffer

isAutoFlush()`public boolean isAutoFlush()`

This method indicates whether the `JspWriter` is autoFlushing.

Returns: if this `JspWriter` is auto flushing or throwing `IOExceptions` on buffer overflow conditions

newLine()`public abstract void newLine()
throws IOException`

Write a line separator. The line separator string is defined by the system property `line.separator`, and is not necessarily a single newline (`'\n'`) character.

Throws:`java.io.IOException` - If an I/O error occurs**print(boolean)**`public abstract void print(boolean b)
throws IOException`

Print a boolean value. The string produced by `java.lang.String.valueOf(boolean)` is written to the `JspWriter`'s buffer or, if no buffer is used, directly to the underlying writer.

Parameters:

b - The boolean to be printed

Throws:`java.io.IOException` - If an error occurred while writing**print(char)**`public abstract void print(char c)
throws IOException`

Print a character. The character is written to the `JspWriter`'s buffer or, if no buffer is used, directly to the underlying writer.

Parameters:

c - The char to be printed

Throws:

java.io.IOException - If an error occurred while writing

print(int)

```
public abstract void print(int i)
    throws IOException
```

Print an integer. The string produced by `java.lang.String.valueOf(int)` is written to the JspWriter's buffer or, if no buffer is used, directly to the underlying writer.

Parameters:

i - The int to be printed

Throws:

java.io.IOException - If an error occurred while writing

See Also: `java.lang.Integer.toString(int)`

print(long)

```
public abstract void print(long l)
    throws IOException
```

Print a long integer. The string produced by `java.lang.String.valueOf(long)` is written to the JspWriter's buffer or, if no buffer is used, directly to the underlying writer.

Parameters:

l - The long to be printed

Throws:

java.io.IOException - If an error occurred while writing

See Also: `java.lang.Long.toString(long)`

print(float)

```
public abstract void print(float f)
    throws IOException
```

Print a floating-point number. The string produced by `java.lang.String.valueOf(float)` is written to the JspWriter's buffer or, if no buffer is used, directly to the underlying writer.

Parameters:

f - The float to be printed

Throws:

java.io.IOException - If an error occurred while writing

See Also: `java.lang.Float.toString(float)`

print(double)

```
public abstract void print(double d)
    throws IOException
```

print(char[])

Print a double-precision floating-point number. The string produced by `java.lang.String.valueOf(double)` is written to the `JspWriter`'s buffer or, if no buffer is used, directly to the underlying writer.

Parameters:

`d` - The `double` to be printed

Throws:

`java.io.IOException` - If an error occurred while writing

See Also: `java.lang.Double.toString(double)`

print(char[])

```
public abstract void print(char[] s)
    throws IOException
```

Print an array of characters. The characters are written to the `JspWriter`'s buffer or, if no buffer is used, directly to the underlying writer.

Parameters:

`s` - The array of chars to be printed

Throws:

`java.lang.NullPointerException` - If `s` is null

`java.io.IOException` - If an error occurred while writing

print(String)

```
public abstract void print(java.lang.String s)
    throws IOException
```

Print a string. If the argument is `null` then the string "null" is printed. Otherwise, the string's characters are written to the `JspWriter`'s buffer or, if no buffer is used, directly to the underlying writer.

Parameters:

`s` - The `String` to be printed

Throws:

`java.io.IOException` - If an error occurred while writing

print(Object)

```
public abstract void print(java.lang.Object obj)
    throws IOException
```

Print an object. The string produced by the `java.lang.String.valueOf(Object)` method is written to the `JspWriter`'s buffer or, if no buffer is used, directly to the underlying writer.

Parameters:

`obj` - The `Object` to be printed

Throws:

`java.io.IOException` - If an error occurred while writing

See Also: `java.lang.Object.toString()`

println()

```
public abstract void println()  
    throws IOException
```

Terminate the current line by writing the line separator string. The line separator string is defined by the system property `line.separator`, and is not necessarily a single newline character (`'\n'`).

Throws:

`java.io.IOException` - If an error occurred while writing

println(boolean)

```
public abstract void println(boolean x)  
    throws IOException
```

Print a boolean value and then terminate the line. This method behaves as though it invokes `print(boolean)` [50](#) and then `println()` [53](#).

Parameters:

`x` - the boolean to write

Throws:

`java.io.IOException` - If an error occurred while writing

println(char)

```
public abstract void println(char x)  
    throws IOException
```

Print a character and then terminate the line. This method behaves as though it invokes `print(char)` [50](#) and then `println()` [53](#).

Parameters:

`x` - the char to write

Throws:

`java.io.IOException` - If an error occurred while writing

println(int)

```
public abstract void println(int x)  
    throws IOException
```

Print an integer and then terminate the line. This method behaves as though it invokes `print(int)` [51](#) and then `println()` [53](#).

Parameters:

`x` - the int to write

Throws:

`java.io.IOException` - If an error occurred while writing

println(long)

```
public abstract void println(long x)  
    throws IOException
```

Print a long integer and then terminate the line. This method behaves as though it invokes `print(long)` [51](#) and then `println()` [53](#).

`println(float)`

Parameters:

x - the long to write

Throws:

`java.io.IOException` - If an error occurred while writing

`println(float)`

```
public abstract void println(float x)
    throws IOException
```

Print a floating-point number and then terminate the line. This method behaves as though it invokes `print(float)` [51](#) and then `println()` [53](#).

Parameters:

x - the float to write

Throws:

`java.io.IOException` - If an error occurred while writing

`println(double)`

```
public abstract void println(double x)
    throws IOException
```

Print a double-precision floating-point number and then terminate the line. This method behaves as though it invokes `print(double)` [51](#) and then `println()` [53](#).

Parameters:

x - the double to write

Throws:

`java.io.IOException` - If an error occurred while writing

`println(char[])`

```
public abstract void println(char[] x)
    throws IOException
```

Print an array of characters and then terminate the line. This method behaves as though it invokes `print(char[])` and then `println()`.

Parameters:

x - the char[] to write

Throws:

`java.io.IOException` - If an error occurred while writing

`println(String)`

```
public abstract void println(java.lang.String x)
    throws IOException
```

Print a String and then terminate the line. This method behaves as though it invokes `print(String)` [52](#) and then `println()` [53](#).

Parameters:

x - the String to write

Throws:

java.io.IOException - If an error occurred while writing

println(Object)

```
public abstract void println(java.lang.Object x)
    throws IOException
```

Print an Object and then terminate the line. This method behaves as though it invokes `print(Object)` ⁵² and then `println()` ⁵³.

Parameters:

x - the Object to write

Throws:

java.io.IOException - If an error occurred while writing

javax.servlet.jsp PageContext

Declaration

```
public abstract class PageContext extends JspContext29
```

```
java.lang.Object
|
+-- javax.servlet.jsp.JspContext29
|
+-- javax.servlet.jsp.PageContext
```

Description

PageContext extends JspContext to provide useful context information for when JSP technology is used in a Servlet environment.

A PageContext instance provides access to all the namespaces associated with a JSP page, provides access to several page attributes, as well as a layer above the implementation details. Implicit objects are added to the pageContext automatically.

The PageContext class is an abstract class, designed to be extended to provide implementation dependent implementations thereof, by conformant JSP engine runtime environments. A PageContext instance is obtained by a JSP implementation class by calling the JspFactory.getPageContext() method, and is released by calling JspFactory.releasePageContext().

An example of how PageContext, JspFactory, and other classes can be used within a JSP Page Implementation object is given elsewhere.

The PageContext provides a number of facilities to the page/component author and page implementor, including:

- a single API to manage the various scoped namespaces
- a number of convenience API's to access various public objects
- a mechanism to obtain the JspWriter for output
- a mechanism to manage session usage by the page
- a mechanism to expose page directive attributes to the scripting environment
- mechanisms to forward or include the current request to other active components in the application
- a mechanism to handle errorpage exception processing

Methods Intended for Container Generated Code

Some methods are intended to be used by the code generated by the container, not by code written by JSP page authors, or JSP tag library authors.

The methods supporting **lifecycle** are initialize() and release()

The following methods enable the **management of nested JspWriter** streams to implement Tag Extensions: pushBody()

Methods Intended for JSP authors

The following methods provide **convenient access** to implicit objects: getException(), getPage(), getRequest(), getResponse(), getSession(), getServletConfig() and getServletContext().

The following methods provide support for **forwarding, inclusion and error handling**: `forward()`, `include()`, and `handlePageException()`.

Member Summary

Fields

```

        static APPLICATION58
java.lang.String
        static int APPLICATION\_SCOPE58
        static CONFIG58
java.lang.String
        static EXCEPTION58
java.lang.String
        static OUT59
java.lang.String
        static PAGE59
java.lang.String
        static int PAGE\_SCOPE59
        static PAGECONTEXT59
java.lang.String
        static REQUEST59
java.lang.String
        static int REQUEST\_SCOPE59
        static RESPONSE59
java.lang.String
        static SESSION59
java.lang.String
        static int SESSION\_SCOPE59

```

Constructors

```

PageContext\(\) 60

```

Methods

```

abstract void forward\(java.lang.String relativeUrlPath\) 60
        ErrorData getErrorData\(\) 60
        abstract getException\(\) 60
java.lang.Exception
        abstract getPage\(\) 61
java.lang.Object
        abstract getRequest\(\) 61
javax.servlet.ServletRequest
        abstract getResponse\(\) 61
javax.servlet.ServletResponse
        abstract getServletConfig\(\) 61
javax.servlet.ServletConfig
        abstract getServletContext\(\) 61
javax.servlet.ServletContext
        abstract getSession\(\) 61
javax.servlet.http.HttpServlet
        abstract void handlePageException\(java.lang.Exception e\) 61

```

APPLICATION

Member Summary

```

abstract void handlePageException\(java.lang.Throwable t\) 62
abstract void include\(java.lang.String relativeUrlPath\) 62
abstract void include\(java.lang.String relativeUrlPath, boolean flush\) 63
abstract void initialize\(javax.servlet.Servlet servlet,
    javax.servlet.ServletRequest request,
    javax.servlet.ServletResponse response, java.lang.String
    errorPageURL, boolean needsSession, int bufferSize, boolean
    autoFlush\) 63
pushBody\(\) 64
javax.servlet.jsp.tagext.BodyContent
abstract void release\(\) 64

```

Inherited Member Summary**Methods inherited from class [JspContext](#) ²⁹**

```

findAttribute\(String\) 30, getAttribute\(String\) 31, getAttribute\(String, int\) 31,
getAttributeNamesInScope\(int\) 31, getAttributesScope\(String\) 31, getELContext\(\) 32,
getExpressionEvaluator\(\) 32, getOut\(\) 32, getVariableResolver\(\) 32, popBody\(\) 33,
pushBody\(Writer\) 33, removeAttribute\(String\) 33, removeAttribute\(String, int\) 33,
setAttribute\(String, Object\) 34, setAttribute\(String, Object, int\) 34

```

Methods inherited from class [Object](#)

```

clone(), equals(Object), finalize(), getClass(), hashCode(), notify(), notifyAll(),
toString(), wait(), wait(long), wait(long, int)

```

Fields

APPLICATION

```
public static final java.lang.String APPLICATION
```

Name used to store ServletContext in PageContext name table.

APPLICATION_SCOPE

```
public static final int APPLICATION_SCOPE
```

Application scope: named reference remains available in the ServletContext until it is reclaimed.

CONFIG

```
public static final java.lang.String CONFIG
```

Name used to store ServletConfig in PageContext name table.

EXCEPTION

```
public static final java.lang.String EXCEPTION
```

Name used to store uncaught exception in ServletRequest attribute list and PageContext name table.

OUT

```
public static final java.lang.String OUT
```

Name used to store current JspWriter in PageContext name table.

PAGE

```
public static final java.lang.String PAGE
```

Name used to store the Servlet in this PageContext's nametables.

PAGE_SCOPE

```
public static final int PAGE_SCOPE
```

Page scope: (this is the default) the named reference remains available in this PageContext until the return from the current Servlet.service() invocation.

PAGECONTEXT

```
public static final java.lang.String PAGECONTEXT
```

Name used to store this PageContext in it's own name table.

REQUEST

```
public static final java.lang.String REQUEST
```

Name used to store ServletRequest in PageContext name table.

REQUEST_SCOPE

```
public static final int REQUEST_SCOPE
```

Request scope: the named reference remains available from the ServletRequest associated with the Servlet until the current request is completed.

RESPONSE

```
public static final java.lang.String RESPONSE
```

Name used to store ServletResponse in PageContext name table.

SESSION

```
public static final java.lang.String SESSION
```

Name used to store HttpSession in PageContext name table.

SESSION_SCOPE

```
public static final int SESSION_SCOPE
```

Session scope (only valid if this page participates in a session): the named reference remains available from the HttpSession (if any) associated with the Servlet until the HttpSession is invalidated.

Constructors

PageContext()

```
public PageContext()
```

Sole constructor. (For invocation by subclass constructors, typically implicit.)

Methods

forward(String)

```
public abstract void forward(java.lang.String relativeUrlPath)  
    throws ServletException, IOException
```

This method is used to re-direct, or “forward” the current `ServletRequest` and `ServletResponse` to another active component in the application.

If the *relativeUrlPath* begins with a “/” then the URL specified is calculated relative to the `DOCROOT` of the `ServletContext` for this JSP. If the path does not begin with a “/” then the URL specified is calculated relative to the URL of the request that was mapped to the calling JSP.

It is only valid to call this method from a `Thread` executing within a `_jspService(...)` method of a JSP.

Once this method has been called successfully, it is illegal for the calling `Thread` to attempt to modify the `ServletResponse` object. Any such attempt to do so, shall result in undefined behavior. Typically, callers immediately return from `_jspService(...)` after calling this method.

Parameters:

relativeUrlPath - specifies the relative URL path to the target resource as described above

Throws:

`java.lang.IllegalStateException` - if `ServletResponse` is not in a state where a forward can be performed

`javax.servlet.ServletException` - if the page that was forwarded to throws a `ServletException`

`java.io.IOException` - if an I/O error occurred while forwarding

getErrorData()

```
public javax.servlet.jsp.ErrorData22 getErrorData()
```

Provides convenient access to error information.

Returns: an `ErrorData` instance containing information about the error, as obtained from the request attributes, as per the Servlet specification. If this is not an error page (that is, if the `isErrorPage` attribute of the page directive is not set to “true”), the information is meaningless.

Since: JSP 2.0

getException()

```
public abstract java.lang.Exception getException()
```

The current value of the exception object (an Exception).

Returns: any exception passed to this as an errorpage

getPage()

```
public abstract java.lang.Object getPage()
```

The current value of the page object (In a Servlet environment, this is an instance of javax.servlet.Servlet).

Returns: the Page implementation class instance associated with this PageContext

getRequest()

```
public abstract javax.servlet.ServletRequest getRequest()
```

The current value of the request object (a ServletRequest).

Returns: The ServletRequest for this PageContext

getResponse()

```
public abstract javax.servlet.ServletResponse getResponse()
```

The current value of the response object (a ServletResponse).

Returns: the ServletResponse for this PageContext

getServletConfig()

```
public abstract javax.servlet.ServletConfig getServletConfig()
```

The ServletConfig instance.

Returns: the ServletConfig for this PageContext

getServletContext()

```
public abstract javax.servlet.ServletContext getServletContext()
```

The ServletContext instance.

Returns: the ServletContext for this PageContext

getSession()

```
public abstract javax.servlet.http.HttpSession getSession()
```

The current value of the session object (an HttpSession).

Returns: the HttpSession for this PageContext or null

handlePageException(Exception)

```
public abstract void handlePageException(java.lang.Exception e)  
    throws ServletException, IOException
```

This method is intended to process an unhandled 'page' level exception by forwarding the exception to the specified error page for this JSP. If forwarding is not possible (for example because the response has already been committed), an implementation dependent mechanism should be used to invoke the error page (e.g. "including" the error page instead).

handlePageException(Throwable)

If no error page is defined in the page, the exception should be rethrown so that the standard servlet error handling takes over.

A JSP implementation class shall typically clean up any local state prior to invoking this and will return immediately thereafter. It is illegal to generate any output to the client, or to modify any ServletResponse state after invoking this call.

This method is kept for backwards compatibility reasons. Newly generated code should use `PageContext.handlePageException(Throwable)`.

Parameters:

e - the exception to be handled

Throws:

`javax.servlet.ServletException` - if an error occurs while invoking the error page

`java.io.IOException` - if an I/O error occurred while invoking the error page

`java.lang.NullPointerException` - if the exception is null

See Also: [handlePageException\(Throwable\)](#) ⁶²

handlePageException(Throwable)

```
public abstract void handlePageException(java.lang.Throwable t)
    throws ServletException, IOException
```

This method is intended to process an unhandled 'page' level exception by forwarding the exception to the specified error page for this JSP. If forwarding is not possible (for example because the response has already been committed), an implementation dependent mechanism should be used to invoke the error page (e.g. "including" the error page instead).

If no error page is defined in the page, the exception should be rethrown so that the standard servlet error handling takes over.

This method is intended to process an unhandled "page" level exception by redirecting the exception to either the specified error page for this JSP, or if none was specified, to perform some implementation dependent action.

A JSP implementation class shall typically clean up any local state prior to invoking this and will return immediately thereafter. It is illegal to generate any output to the client, or to modify any ServletResponse state after invoking this call.

Parameters:

t - the throwable to be handled

Throws:

`javax.servlet.ServletException` - if an error occurs while invoking the error page

`java.io.IOException` - if an I/O error occurred while invoking the error page

`java.lang.NullPointerException` - if the exception is null

See Also: [handlePageException\(Exception\)](#) ⁶¹

include(String)

```
public abstract void include(java.lang.String relativeUrlPath)
    throws ServletException, IOException
```


Causes the resource specified to be processed as part of the current `ServletRequest` and `ServletResponse` being processed by the calling `Thread`. The output of the target resources processing of the request is written directly to the `ServletResponse` output stream.

The current `JspWriter` “out” for this JSP is flushed as a side-effect of this call, prior to processing the include.

If the *relativeUrlPath* begins with a “/” then the URL specified is calculated relative to the `DOCROOT` of the `ServletContext` for this JSP. If the path does not begin with a “/” then the URL specified is calculated relative to the URL of the request that was mapped to the calling JSP.

It is only valid to call this method from a `Thread` executing within a `_jspService(...)` method of a JSP.

Parameters:

`relativeUrlPath` - specifies the relative URL path to the target resource to be included

Throws:

`javax.servlet.ServletException` - if the page that was forwarded to throws a `ServletException`

`java.io.IOException` - if an I/O error occurred while forwarding

include(String, boolean)

```
public abstract void include(java.lang.String relativeUrlPath, boolean flush)
    throws ServletException, IOException
```

Causes the resource specified to be processed as part of the current `ServletRequest` and `ServletResponse` being processed by the calling `Thread`. The output of the target resources processing of the request is written directly to the current `JspWriter` returned by a call to `getOut()`.

If `flush` is true, The current `JspWriter` “out” for this JSP is flushed as a side-effect of this call, prior to processing the include. Otherwise, the `JspWriter` “out” is not flushed.

If the *relativeUrlPath* begins with a “/” then the URL specified is calculated relative to the `DOCROOT` of the `ServletContext` for this JSP. If the path does not begin with a “/” then the URL specified is calculated relative to the URL of the request that was mapped to the calling JSP.

It is only valid to call this method from a `Thread` executing within a `_jspService(...)` method of a JSP.

Parameters:

`relativeUrlPath` - specifies the relative URL path to the target resource to be included

`flush` - True if the `JspWriter` is to be flushed before the include, or false if not.

Throws:

`javax.servlet.ServletException` - if the page that was forwarded to throws a `ServletException`

`java.io.IOException` - if an I/O error occurred while forwarding

Since: JSP 2.0

initialize(Servlet, ServletRequest, ServletResponse, String, boolean, int, boolean)

```
public abstract void initialize(javax.servlet.Servlet servlet,
    javax.servlet.ServletRequest request,
    javax.servlet.ServletResponse response, java.lang.String errorPageURL,
```

pushBody()

```
boolean needsSession, int bufferSize, boolean autoFlush)  
throws IOException, IllegalStateException, IllegalArgumentException
```

The initialize method is called to initialize an uninitialized PageContext so that it may be used by a JSP Implementation class to service an incoming request and response within its `_jspService()` method.

This method is typically called from `JspFactory.getPageContext()` in order to initialize state.

This method is required to create an initial `JspWriter`, and associate the “out” name in page scope with this newly created object.

This method should not be used by page or tag library authors.

Parameters:

`servlet` - The Servlet that is associated with this PageContext

`request` - The currently pending request for this Servlet

`response` - The currently pending response for this Servlet

`errorPageURL` - The value of the errorpage attribute from the page directive or null

`needsSession` - The value of the session attribute from the page directive

`bufferSize` - The value of the buffer attribute from the page directive

`autoFlush` - The value of the autoflush attribute from the page directive

Throws:

`java.io.IOException` - during creation of `JspWriter`

`java.lang.IllegalStateException` - if out not correctly initialized

`java.lang.IllegalArgumentException` - If one of the given parameters is invalid

pushBody()

```
public javax.servlet.jsp.tagext.BodyContent gg pushBody()
```

Return a new `BodyContent` object, save the current “out” `JspWriter`, and update the value of the “out” attribute in the page scope attribute namespace of the PageContext.

Returns: the new `BodyContent`

release()

```
public abstract void release()
```

This method shall “reset” the internal state of a PageContext, releasing all internal references, and preparing the PageContext for potential reuse by a later invocation of `initialize()`. This method is typically called from `JspFactory.releasePageContext()`.

Subclasses shall envelope this method.

This method should not be used by page or tag library authors.

javax.servlet.jsp SkipPageException

Declaration

public class **SkipPageException** extends [JspException₃₇](#)

```

java.lang.Object
|
+--java.lang.Throwable
    |
    +--java.lang.Exception
        |
        +--javax.servlet.jsp.JspException37
            |
            +--javax.servlet.jsp.SkipPageException
  
```

All Implemented Interfaces: [java.io.Serializable](#)

Description

Exception to indicate the calling page must cease evaluation. Thrown by a simple tag handler to indicate that the remainder of the page must not be evaluated. The result is propagated back to the page in the case where one tag invokes another (as can be the case with tag files). The effect is similar to that of a Classic Tag Handler returning `Tag.SKIP_PAGE` from `doEndTag()`. Jsp Fragments may also throw this exception. This exception should not be thrown manually in a JSP page or tag file - the behavior is undefined. The exception is intended to be thrown inside SimpleTag handlers and in JSP fragments.

Since: JSP 2.0

See Also: [javax.servlet.jsp.tagext.SimpleTag.doTag\(\)](#) ¹¹²,
[javax.servlet.jsp.tagext.JspFragment.invoke\(Writer\)](#) ¹⁰⁶,
[javax.servlet.jsp.tagext.Tag.doEndTag\(\)](#) ¹²⁰

Member Summary

Constructors

```

SkipPageException() 66
SkipPageException(java.lang.String message) 66
SkipPageException(java.lang.String message,
java.lang.Throwable rootCause) 66
SkipPageException(java.lang.Throwable rootCause) 66
  
```

Inherited Member Summary

Methods inherited from interface [JspException₃₇](#)

Inherited Member Summary

[getRootCause\(\)](#) 38

Methods inherited from class **Object**

`clone()`, `equals(Object)`, `finalize()`, `getClass()`, `hashCode()`, `notify()`, `notifyAll()`, `wait()`, `wait(long)`, `wait(long, int)`

Methods inherited from class **Throwable**

`fillInStackTrace()`, `getCause()`, `getLocalizedMessage()`, `getMessage()`, `getStackTrace()`, `initCause(Throwable)`, `printStackTrace()`, `printStackTrace(PrintStream)`, `printStackTrace(PrintWriter)`, `setStackTrace(StackTraceElement[])`, `toString()`

Constructors

SkipPageException()

```
public SkipPageException()
```

Creates a SkipPageException with no message.

SkipPageException(String)

```
public SkipPageException(java.lang.String message)
```

Creates a SkipPageException with the provided message.

Parameters:

`message` - the detail message

SkipPageException(String, Throwable)

```
public SkipPageException(java.lang.String message, java.lang.Throwable rootCause)
```

Creates a SkipPageException with the provided message and root cause.

Parameters:

`message` - the detail message

`rootCause` - the originating cause of this exception

SkipPageException(Throwable)

```
public SkipPageException(java.lang.Throwable rootCause)
```

Creates a SkipPageException with the provided root cause.

Parameters:

`rootCause` - the originating cause of this exception

CHAPTER JSP.2

Tag Extension API

This chapter describes the details of tag handlers and other tag extension classes as well as methods that are available to access the Tag Library Descriptor files. This complements a previous chapter that described the Tag Library Descriptor files formats and their use in taglib directives.

This chapter includes content that is generated automatically from javadoc embedded into the actual Java classes and interfaces. This allows the creation of a single, authoritative, specification document.

Package

javax.servlet.jsp.tagext

Description

Classes and interfaces for the definition of JavaServer Pages Tag Libraries.

Custom actions can be used by JSP authors and authoring tools to simplify writing JSP pages. A custom action can be either an empty or a non-empty action.

An empty tag has no body. There are two equivalent syntaxes, one with separate start and end tags, and one where the start and end tags are combined. The two following examples are identical:

```
<x:foo att="myObject"></foo>
<x:foo att="myObject"/>
```

A non-empty tag has a start tag, a body, and an end tag. A prototypical example is of the form:

```
<x:foo att="myObject" >
  BODY
</x:foo/>
```

The JavaServer Pages(tm) (JSP) specification provides a portable mechanism for the description of tag libraries.

A JSP tag library contains

- A Tag Library Descriptor
- A number of Tag Files or Tag handler classes defining request-time behavior
- Additional classes and resources used at runtime
- Possibly some additional classes to provide extra translation information

This API is described in the following sections:

1. Classic Tag Handlers
2. Tag Handlers that want to access their Body Content
3. Dynamic Attributes
4. Annotated Tag Handler Management Example
5. Cooperating Actions
6. Simple Tag Handlers
7. JSP Fragments
8. Example Simple Tag Handler Scenario
9. Translation-time Classes

1. Classic Tag Handlers

This section introduces the notion of a tag handler and describes the classic types of tag handler.

JSP 2.0 introduces a new type of Tag Handler called a Simple Tag Handler, which is described in a later section. The protocol for Simple Tag handlers is much more straightforward.

Tag Handler

A tag handler is a run-time, container-managed object that evaluates custom actions during the execution of a JSP page. A tag handler supports a protocol that allows the JSP container to provide good integration of the server-side actions within a JSP page.

A tag handler is created initially using a zero argument constructor on its corresponding class; the method `java.beans.Beans.instantiate()` is not used.

A tag handler has some properties that are exposed to the page as attributes on an action; these properties are managed by the JSP container (via generated code). The setter methods used to set the properties are discovered using the JavaBeans introspector machinery.

The protocol supported by a tag handler provides for passing of parameters, the evaluation and reevaluation of the body of the action, and for getting access to objects and other tag handlers in the JSP page.

A tag handler instance is responsible for processing one request at a time. It is the responsibility of the JSP container to enforce this.

Additional translation time information associated with the action indicates the name of any scripting variables it may introduce, their types and their scope. At specific moments, the JSP container will automatically synchronize the `javax.servlet.jsp.PageContext`₅₆ information with variables in the scripting language so they can be made available directly through the scripting elements.

Properties

A tag handler has some properties. All tag handlers have a *pageContext* property for the JSP page where the tag is located, and a *parent* property for the tag handler to the closest enclosing action. Specific tag handler classes may have additional properties.

All attributes of a custom action must be JavaBeans component properties, although some properties may not be exposed as attributes. The attributes that are visible to the JSP translator are exactly those listed in the Tag Library Descriptor (TLD).

All properties of a tag handler instance exposed as attributes will be initialized by the container using the appropriate setter methods before the instance can be used to perform the action methods. It is the responsibility of the JSP container to invoke the appropriate setter methods to initialize these properties. It is the responsibility of user code, be it scriptlets, JavaBeans code, or code inside custom tags, to not invoke these setter methods, as doing otherwise would interfere with the container knowledge.

The setter methods that should be used when assigning a value to an attribute of a custom action are determined by using the JavaBeans introspector on the tag handler class, then use the setter method associated with the property that has the same name as the attribute in question. An implication (unclear in the JavaBeans specification) is that there is only one setter per property.

Unspecified attributes/properties should not be set (using a setter method).

Once properly set, all properties are expected to be persistent, so that if the JSP container ascertains that a property has already been set on a given tag handler instance, it must not set it again.

The JSP container may reuse classic tag handler instances for multiple occurrences of the corresponding custom action, in the same page or in different pages, but only if the same set of attributes are used for all occurrences. If a tag handler is used for more than one occurrence, the container must reset all attributes where the values differ between the custom action occurrences. Attributes with the same value in all occurrences must not be reset. If an attribute value is set as a request-time attribute value (using a scripting or an EL expression), the container must reset the attribute between all reuses of the tag handler instance. To prevent confusion, a tag handler with an empty body must not reuse any previous tag handler with a non-empty body.

User code can access property information and access and modify tag handler internal state starting with the first action method (`doStartTag`) up until the last action method (`doEndTag` or `doFinally` for tag handlers implementing `TryCatchFinally`).

Tag Handler as a Container-Managed Object

Since a tag handler is a container managed object, the container needs to maintain its references; specifically, user code should not keep references to a tag handler except between the start of the first action method

(doStartTag()) and the end of the last action method (doEndTag() or doFinally()) for those tags that implement TryCatchFinally).

The restrictions on references to tag handler objects and on modifying attribute properties gives the JSP container substantial freedom in effectively managing tag handler objects to achieve different goals. For example, a container may implement different pooling strategies to minimize creation cost, or may hoist setting of properties to reduce cost when a tag handler is inside another iterative tag.

Conversions

A tag handler implements an action; the JSP container must follow the type conversions described in Section 2.13.2 when assigning values to the attributes of an action.

Empty and Non-Empty Actions

An empty action has no body; it may use one of two syntaxes: either <foo/> or <foo></foo>. Since empty actions have no body the methods related to body manipulation are not invoked. There is a mechanism in the Tag Library Descriptor to indicate that a tag can only be used to write empty actions; when used, non-empty actions using that tag will produce a translation error.

A non-empty action has a body.

The Tag Interface

A Tag handler that does not want to process its body can implement just the Tag interface. A tag handler may not want to process its body because it is an empty tag or because the body is just to be “passed through”.

The Tag interface includes methods to provide page context information to the Tag Handler instance, methods to handle the life-cycle of tag handlers, and two main methods for performing actions on a tag:

doStartTag() and doEndTag(). The method doStartTag() is invoked when encountering the start tag and its return value indicates whether the body (if there is any) should be skipped, or evaluated and passed through to the current response stream. The method doEndTag() is invoked when encountering the end tag; its return value indicates whether the rest of the page should continue to be evaluated or not.

If an exception is encountered during the evaluation of the body of a tag, its doEndTag method will not be evaluated. See the TryCatchFinally tag for methods that are guaranteed to be evaluated.

The IterationTag Interface

The IterationTag interface is used to repeatedly reevaluate the body of a custom action. The interface has one method: doAfterBody() which is invoked after each evaluation of the body to determine whether to reevaluate or not.

Reevaluation is requested with the value 2, which in JSP 1.1 is defined to be BodyTag.EVAL_BODY_TAG. That constant value is still kept in JSP 1.2 (for full backwards compatibility) but, to improve clarity, a new name is also available: IterationTag.EVAL_BODY_AGAIN. To stop iterating, the returned value should be 0, which is Tag.SKIP_BODY.

The JspIdConsumer Interface

This interface indicates to the container that a tag handler wishes to be provided with a compiler generated ID that is unique within the page.

The TagSupport Base Class

The TagSupport class is a base class that can be used when implementing the Tag or IterationTag interfaces.

2. Tag Handlers that want Access to their Body Content

The evaluation of a body is delivered into a `BodyContent` object. This is then made available to tag handlers that implement the `BodyTag` interface. The `BodyTagSupport` class provides a useful base class to simplify writing these handlers.

If a Tag handler wants to have access to the content of its body then it must implement the `BodyTag` interface. This interface extends `IterationTag`, provides two additional methods `setBodyContent (BodyContent)` and `doInitBody ()` and refers to an object of type `BodyContent`.

A `BodyContent` is a subclass of `JspWriter` that has a few additional methods to convert its contents into a `String`, insert the contents into another `JspWriter`, to get a `Reader` into its contents, and to clear the contents. Its semantics also assure that buffer size will never be exceeded.

The JSP page implementation will create a `BodyContent` if the `doStartTag()` method returns a `EVAL_BODY_BUFFERED`. This object will be passed to `doInitBody()`; then the body of the tag will be evaluated, and *during that evaluation out will be bound to the `BodyContent` just passed to the `BodyTag handler`*. Then `doAfterBody()` will be evaluated. If that method returns `SKIP_BODY`, no more evaluations of the body will be done; if the method returns `EVAL_BODY_AGAIN`, then the body will be evaluated, and `doAfterBody()` will be invoked again.

The content of a `BodyContent` instance remains available until after the invocation of its associated `doEndTag()` method.

A common use of the `BodyContent` is to extract its contents into a `String` and then use the `String` as a value for some operation. Another common use is to take its contents and push it into the out `Stream` that was valid when the start tag was encountered (that is available from the `PageContext` object passed to the handler in `setPageContext()`).

3. Dynamic Attributes

Any tag handler can optionally extend the `DynamicAttributes` interface to indicate that it supports dynamic attributes. In addition to implementing the `DynamicAttributes` interface, tag handlers that support dynamic attributes must declare that they do so in the Tag Library Descriptor.

The TLD is what ultimately determines whether a tag handler accepts dynamic attributes or not. If a tag handler declares that it supports dynamic attributes in the TLD but it does not implement the `DynamicAttributes` interface, the tag handler must be considered invalid by the container.

If the dynamic-attributes element for a tag being invoked contains the value “true”, the following requirements apply:

- For each attribute specified in the tag invocation that does not have a corresponding attribute element in the TLD for this tag, a call must be made to `setDynamicAttribute ()`, passing in the namespace of the attribute (or null if the attribute does not have a namespace or prefix), the name of the attribute without the namespace prefix, and the final value of the attribute.
- Dynamic attributes must be considered to accept request-time expression values as well as deferred expressions.
- Dynamic attributes must be treated as though they were of type `java.lang.Object`. If a `ValueExpression` is passed as a dynamic attribute, the default value for the expected return type is assumed to be `java.lang.Object`. If a `MethodExpression` is passed as a dynamic attribute, the default method signature is assumed to be `void method ()`.
- Note that passing a `String` literal as a dynamic attribute will never be considered as a deferred expression.
- The JSP container must recognize dynamic attributes that are passed to the tag handler using the `<jsp:attribute>` standard action.

- If the `setDynamicAttribute()` method throws `JspException`, the `doStartTag()` or `doTag()` method is not invoked for this tag, and the exception must be treated in the same manner as if it came from a regular attribute setter method.
- For a JSP document in either standard or XML syntax, if a dynamic attribute has a prefix that doesn't map to a namespace, a translation error must occur. In standard syntax, only namespaces defined using `taglib` directives are recognized.

In the following example, assume attributes `a` and `b` are declared using the attribute element in the TLD, attributes `d1` and `d2` are not declared, and the dynamic-attributes element is set to "true". The attributes are set using the calls:

- `setA("1")`,
- `setDynamicAttribute(null, "d1", "2")`,
- `setDynamicAttribute("http://www.foo.com/jsp/taglib/mytag.tld", "d2", "3")`,
- `setB("4")`,
- `setDynamicAttribute(null, "d3", "5")`, and
- `setDynamicAttribute("http://www.foo.com/jsp/taglib/mytag.tld", "d4", "6")`.

```
<jsp:root xmlns:mytag="http://www.foo.com/jsp/taglib/mytag.tld" version="2.0">
  <mytag:invokeDynamic a="1" d1="2" mytag:d2="3">
    <jsp:attribute name="b">4</jsp:attribute>
    <jsp:attribute name="d3">5</jsp:attribute>
    <jsp:attribute name="mytag:d4">6</jsp:attribute>
  </mytag:invokeDynamic>
</jsp:root>
```

4. Annotated Tag Handler Management Example

Below is a somewhat complete example of the way one JSP container could choose to do some tag handler management. There are many other strategies that could be followed, with different pay offs.

In this example, we are assuming that `x:iterate` is an iterative tag, while `x:doit` and `x:foobar` are simple tag. We will also assume that `x:iterate` and `x:foobar` implement the `TryCatchFinally` interface, while `x:doit` does not.

```
<x:iterate src="foo">
  <x:doit att1="one" att2="<%= 1 + 1 %>" />
  <x:foobar />
  <x:doit att1="one" att2="<%= 2 + 2 %>" />
</x:iterate>
<x:doit att1="one" att2="<%= 3 + 3 %>" />
```

The particular code shown below assumes there is some pool of tag handlers that are managed (details not described, although pool managing is simpler when there are no optional attributes), and attempts to reuse tag handlers if possible. The code also "hoists" setting of properties to reduce the cost when appropriate, e.g. inside an iteration.

```

boolean b1, b2;
IterationTag i; // for x:iterate
Tag d; // for x:doit
Tag f; // for x:foobar
page: // label to end of page...
// initialize iteration tag
i = get tag from pool or new();
i.setPageContext(pc);
i.setParent(null);
i.setSrc("foo");
// x:iterate implements TryCatchFinally
try {
    if ((b1 = i.doStartTag()) == EVAL_BODY_INCLUDE) {
        // initialize doit tag
        // code has been moved out of the loop for show
        d = get tag from pool or new();
        d.setPageContext(pc);
        d.setParent(i);
        d.setAtt1("one");
loop:
        while (1) do {
            // I'm ignoring newlines...
            // two invocations, fused together
            // first invocation of x:doit
            d.setAtt2(1+1);
            if ((b2 = d.doStartTag()) == EVAL_BODY_INCLUDE) {
                // nothing
            } else if (b2 != SKIP_BODY) {
                // Q? protocol error ...
            }
            if ((b2 = d.doEndTag()) == SKIP_PAGE) {
                break page; // be done with it.
            } else if (b2 != EVAL_PAGE) {
                // Q? protocol error
            }
        }
        // x:foobar invocation
        f = get tag from pool or new();
        f.setPageContext(pc);
        f.setParent(i);
        // x:foobar implements TryCatchFinally
        try {

            if ((b2 = f.doStartTag()) == EVAL_BODY_INCLUDE) {
                // nothing
            } else if (b2 != SKIP_BODY) {
                // Q? protocol error
            }
            if ((b2 = f.doEndTag()) == SKIP_PAGE) {
                break page; // be done with it.
            } else if (b2 != EVAL_PAGE) {
                // Q? protocol error
            }
        }
        catch (Throwable t) {
            f.doCatch(t); // caught, may be rethrown!
        }
        finally {
            f.doFinally();
        }
        // put f back to pool

        // second invocation of x:doit
        d.setAtt2(2+2);
        if ((b2 = d.doStartTag()) == EVAL_BODY_INCLUDE) {
            // nothing
        } else if (b2 != SKIP_BODY) {
            // Q? protocol error
        }
        if ((b2 = d.doEndTag()) == SKIP_PAGE) {
            break page; // be done with it.
        }
    }
}

```

```

        } else if (b2 != EVAL_PAGE) {
            // Q? protocol error
        }
        if ((b2 = i.doAfterBody()) == EVAL_BODY_AGAIN) {
            break loop;
        } else if (b2 != SKIP_BODY) {
            // Q? protocol error
        }
    }
    // loop
}
} else if (b1 != SKIP_BODY) {
    // Q? protocol error
}
// tail end of the IteratorTag ...
if ((b1 = i.doEndTag()) == SKIP_PAGE) {
    break page; // be done with it.
} else if (b1 != EVAL_PAGE) {
    // Q? protocol error
}

// third invocation
// this tag handler could be reused from the previous ones.
d = get tag from pool or new();
d.setPageContext(pc);
d.setParent(null);
d.setAtt1("one");
d.setAtt2(3+3);
if ((b1 = d.doStartTag()) == EVAL_BODY_INCLUDE) {
    // nothing
} else if (b1 != SKIP_BODY) {
    // Q? protocol error
}
if ((b1 = d.doEndTag()) == SKIP_PAGE) {
    break page; // be done with it.
} else if (b1 != EVAL_PAGE) {
    // Q? protocol error
}
}
} catch (Throwable t) {
    i.doCatch(t); // caught, may be rethrown!
} finally {
    i.doFinally();
}
}

```

5. Cooperating Actions

Actions can cooperate with other actions and with scripting code in a number of ways.

PageContext

Often two actions in a JSP page will want to cooperate, perhaps by one action creating some server-side object that needs to be accessed by another. One mechanism for doing this is by giving the object a name within the JSP page; the first action will create the object and associate the name to it while the second action will use the name to retrieve the object.

For example, in the following JSP segment the `foo` action might create a server-side object and give it the name “myObject”. Then the `bar` action might access that server-side object and take some action.

```

<x:foo id="myObject" />
<x:bar ref="myObject" />

```

In a JSP implementation, the mapping “name”->value is kept by the implicit object `pageContext`. This object is passed around through the Tag handler instances so it can be used to communicate information: all it is needed is to know the name under which the information is stored into the `pageContext`.

The Runtime Stack

An alternative to explicit communication of information through a named object is implicit coordination based on syntactic scoping.

For example, in the following JSP segment the `foo` action might create a server-side object; later the nested `bar` action might access that server-side object. The object is not named within the `pageContext`: it is found because the specific `foo` element is the closest enclosing instance of a known element type.

```
<foo>
  <bar/>
</foo>
```

This functionality is supported through the `TagSupport.findAncestorWithClass(Tag, Class)`, which uses a reference to parent tag kept by each `Tag` instance, which effectively provides a run-time execution stack.

6. Simple Tag Handlers

This section presents the API to implement Simple Tag Handlers. Simple Tag Handlers present a much simpler invocation protocol than do Classic Tag Handlers.

The Tag Library Descriptor maps tag library declarations to their physical underlying implementations. A Simple Tag Handler is represented in Java by a class which implements the `SimpleTag` interface.

Unlike classic tag handlers, the `SimpleTag` interface does not extend `Tag`. Instead of supporting `doStartTag()` and `doEndTag()`, the `SimpleTag` interface provides a simple `doTag()` method, which is called once and only once for any given tag invocation. All tag logic, iteration, body evaluations, etc. are to be performed in this single method. Thus, simple tag handlers have the equivalent power of `BodyTag`, but with a much simpler lifecycle and interface.

To support body content, the `setJspBody()` method is provided. The container invokes the `setJspBody()` method with a `JspFragment` object encapsulating the body of the tag. The tag handler implementation can call `invoke()` on that fragment to evaluate the body. The `SimpleTagSupport` convenience class provides `getJspBody()` and other useful methods to make this even easier.

Lifecycle of Simple Tag Handlers

This section describes the lifecycle of simple tag handlers, from creation to invocation. For all semantics left unspecified by this section, the semantics default to that of a classic tag handler.

When a simple tag handler is invoked, the following steps occur (in order):

1. Simple tag handlers are created initially using a zero argument constructor on the corresponding implementation class. Unlike classic tag handlers, this instance must never be pooled by the container. A new instance must be created for each tag invocation.
2. The `setJspContext()` and `setParent()` methods are invoked on the tag handler. The `setParent()` method need not be called if the value being passed in is `null`. In the case of tag files, a `JspContext` wrapper is created so that the tag file can appear to have its own page scope. Calling `getJspContext()` must return the wrapped `JspContext`.
3. The attributes specified as XML element attributes (if any) are evaluated next, in the order in which they are declared, according to the following rules (referred to as “evaluating an XML element attribute” below). The appropriate bean property setter is invoked for each. If no setter is defined for the specified attribute but the tag accepts dynamic attributes, the `setDynamicAttribute()` method is invoked as the setter.
 - If the attribute is a scripting expression (e.g. “`<%= 1+1 %>`” in JSP syntax, or “`<%= 1+1 %`” in XML syntax), the expression is evaluated, and the result is converted as per the rules in “Type Conversions”, and passed to the setter.
 - Otherwise, if the attribute contains any Expression Language expressions (e.g. “Hello `#{name}`”), the

expression is evaluated, and the result is converted and passed to the setter.

- Otherwise, the attribute value is taken verbatim, converted, and passed to the setter.
1. The value for each `<jsp:attribute>` element is evaluated, and the corresponding bean property setter methods are invoked for each, in the order in which they appear in the body of the tag. If no setter is defined for the specified attribute but the tag accepts dynamic attributes, the `setDynamicAttribute()` method is invoked as the setter.
 - Otherwise, if the attribute is not of type `JspFragment`, the container evaluates the body of the `<jsp:attribute>` element. This evaluation can be done in a container-specific manner. Container implementors should note that in the process of evaluating this body, other custom actions may be invoked.
 - Otherwise, if the attribute is of type `JspFragment`, an instance of a `JspFragment` object is created and passed in.
 1. The value for the body of the tag is determined, and if a body exists the `setJspBody()` method is called on the tag handler.
 - If the tag is declared to have a `body-content` of “empty” or no body or an empty body is passed for this invocation, then `setJspBody()` is not called.
 - Otherwise, the body of the tag is either the body of the `<jsp:body>` element, or the body of the custom action invocation if no `<jsp:body>` or `<jsp:attribute>` elements are present. In this case, an instance of a `JspFragment` object is created as per the lifecycle described in the JSP Fragments section and it is passed to the setter. If the tag is declared to have a `body-content` of “tagdependent” the `JspFragment` must echo the body’s contents verbatim. Otherwise, if the tag is declared to have a `body-content` of type “scriptless”, the `JspFragment` must evaluate the body’s contents as a JSP scriptless body.
 1. The `doTag()` method is invoked.
 2. The implementation of `doTag()` performs its function, potentially calling other tag handlers (if the tag handler is implemented as a tag file) and invoking fragments.
 3. The `doTag()` method returns, and the tag handler instance is discarded. If `SkipPageException` is thrown, the rest of the page is not evaluated and the request is completed. If this request was forwarded or included from another page (or Servlet), only the current page evaluation stops.
 4. For each tag scripting variable declared with scopes `AT_BEGIN` or `AT_END`, the appropriate scripting variables and scoped attributes are declared, as with classic tag handlers.

7. JSP Fragments

JSP Fragments are represented in Java by an instance of the `javax.servlet.jsp.tagext.JspFragment` abstract class. Pieces of JSP code are translated into JSP fragments in the context of a tag invocation. JSP Fragments are created when providing the body of a `<jsp:attribute>` standard action for an attribute that is defined as a fragment or of type `JspFragment`, or when providing the body of a tag invocation handled by a Simple Tag Handler.

Before being passed to a tag handler, the `JspFragment` instance is associated with the `JspContext` of the surrounding page in an implementation-dependent manner. In addition, it is associated with the parent `Tag` or `SimpleTag` instance for collaboration purposes, so that when a custom action is invoked from within the fragment, `setParent()` can be called with the appropriate value. The fragment implementation must keep these associations for the duration of the tag invocation in which it is used.

The `invoke()` method executes the body and directs all output to either the passed in `java.io.Writer` or the `JspWriter` returned by the `getOut()` method of the `JspContext` associated with the fragment.

The implementation of each method can optionally throw a `JspException`, which must be handled by the invoker. Note that tag library developers and page authors should not generate `JspFragment` implementations manually.

The following sections specify the creation and invocation lifecycles of a JSP Fragment in detail, from the JSP Container's perspective.

Creation of a JSP Fragment

When a JSP fragment is created, the following steps occur (in order):

1. An instance of a class implementing the `JspFragment` abstract class is obtained (may either be created or can optionally be cached) each time the tag is invoked. This instance must be configured to produce the contents of the body of the fragment when invoked. If the fragment is defining the body of a `<jsp:attribute>`, the fragment must evaluate the body each time it is invoked. Otherwise, if the fragment is defining the body of a simple tag, the behavior of the fragment when invoked varies depending on the `body-content` declared for the tag:
 - If the `body-content` is "tagdependent", then the fragment must echo the contents of the body verbatim when invoked.
 - If the `body-content` is "scriptless", then the fragment must evaluate the body each time it is invoked.
1. The `JspFragment` instance is passed a reference to the current `JspContext`. Whenever the fragment invokes a tag handler, it must use this value when calling `setJspContext()`.
2. The `JspFragment` instance is associated with an instance of the tag handler of the nearest enclosing tag invocation, or with `null` if there is no enclosing tag. Whenever the fragment invokes a tag handler, the fragment must use this value when calling `setParent()`.

Invocation of a JSP Fragment

After a JSP fragment is created, it is passed to a tag handler for later invocation. JSP fragments can be invoked either programmatically from a tag handler written in Java, or from a tag file using the `<jsp:invoke>` or `<jsp:doBody>` standard action.

JSP fragments are passed to tag handlers using a bean property of type `JspFragment`. These fragments can be invoked by calling the `invoke()` method in the `JspFragment` abstract class. Note that it is legal (and possible) for a fragment to recursively invoke itself, indirectly.

The following steps are followed when invoking a JSP fragment:

1. The tag handler invoking the fragment is responsible for setting the values of all declared `AT_BEGIN` and `NESTED` variables in the `JspContext` of the calling page/tag, before invoking the fragment. Note that this is not always the same as the `JspContext` of the fragment being invoked, as fragments can be passed from one tag to another. In the case of tag files, for each variable declared in scope `AT_BEGIN` or `NESTED`, if a page scoped attribute exists with the provided name in the tag file, the JSP container must generate code to create/update the page scoped attribute of the provided name in the calling page/tag. If a page scoped attribute with the provided name does not exist in the tag file, and a page scoped attribute of the provided name is present in the calling page, the scoped attribute is removed from the calling page's page scope. See the chapter on Tag Files for details.
2. If `<jsp:invoke>` or `<jsp:doBody>` is being used to invoke a fragment, if the `var` attribute is specified, a custom `java.io.Writer` is created that can expose the result of the invocation as a `java.lang.String` object. If the `varReader` attribute is specified, a custom `java.io.Writer` object is created that can expose the resulting invocation as a `java.io.Reader` object.
3. The `invoke()` method of the fragment is invoked, passing in an optional `Writer`.

4. Before executing the body of the fragment, if a non-null value is provided for the writer parameter, then the value of `JspContext.getOut()` and the implicit “out” object must be updated to send output to that writer. To accomplish this, the container must call `pushBody(writer)` on the current `JspContext`, where `writer` is the instance of `java.io.Writer` passed to the fragment upon invocation.
5. The body of the fragment is then evaluated by executing the generated code. The body of the fragment may execute other standard or custom actions. If a classic Custom Tag Handler is invoked and returns `SKIP_PAGE`, or if a Simple Tag Handler is invoked and throws `SkipPageException`, the `JspFragment` must throw `SkipPageException` to signal that the calling page is to be skipped.
6. Once the fragment has completed its evaluation, even if an exception is thrown, the value of `JspContext.getOut()` must be restored via a call to `popBody()` on the current `JspContext`.
7. The fragment returns from `invoke()`
8. If `<jsp:invoke>` or `<jsp:doBody>` is being used to invoke a fragment, if the `var` or `varReader` attribute is specified, a scoped variable with a name equal to the value of the `var` or `varReader` attribute is created (or modified) in the page scope, and the value is set to a `java.lang.String` or `java.io.Reader` respectively that can produce the results of the fragment invocation.
9. The `invoke()` method can be called again, zero or more times. When the tag invocation defining the fragment is complete, the tag must discard the fragment instance since it might be reused by the container.

8. Example Simple Tag Handler Scenario

The following non-normative example is intended to help solidify some of the concepts relating to Tag Files, JSP Fragments and Simple Tag Handlers. In the first section, two sample input files are presented, a JSP (`my.jsp`), and a simple tag handler implemented using a tag file (`simpletag.tag`). One possible output of the translation process is presented in the second section.

Although short, the example shows all concepts, including the variable directive. In practice most uses of tags will be much simpler, but probably longer.

The sample generated code is annotated with comments that point to lifecycle steps presented in various sections. The notation is as follows:

- “Step T.x” = Annotated step x from “Lifecycle of Simple Tag Handlers” earlier in this Chapter.
- “Step C.x” = Annotated step x from “Creation of a JSP Fragment” earlier in this Chapter.
- “Step F.x” = Annotated step x from “Invocation of a JSP Fragment” earlier in this Chapter.

Sample Source Files

This section presents the sample source files in this scenario, from which the output files are generated.

Original JSP (my.jsp)

```
<%@ taglib prefix="my" tagdir="/WEB-INF/tags" %>
<my:simpleTag x="10">
  <jsp:attribute name="y">20</jsp:attribute>
  <jsp:attribute name="nonfragment">
    Nonfragment Template Text
  </jsp:attribute>
  <jsp:attribute name="frag">
    Fragment Template Text ${var1}
  </jsp:attribute>
  <jsp:body>
    Body of tag that defines an AT_BEGIN
    scripting variable ${var1}.
  </jsp:body>
</my:simpleTag>
```

Original Tag File (/WEB-INF/tags/simpletag.tag)

```
<!-- /WEB-INF/tags/simpletag.tag --%>
<%@ attribute name="x" %>
<%@ attribute name="y" %>
<%@ attribute name="nonfragment" %>
<%@ attribute name="frag" fragment="true" %>
<%@ variable name-given="var1" scope="AT_BEGIN" %>
<%@ taglib prefix="c" uri="http://java.sun.com/jsp/jstl/core" %>
Some template text.
<c:set var="var1" value="${x+y}"/>
<jsp:invoke fragment="frag" varReader="var1"/>
Invoke the body:
<jsp:doBody/>
```

Sample Generated Files

This section presents sample output files that might be generated by a JSP compiler, from the source files presented in the previous section.

Helper class for JspFragment (JspFragmentBase.java)

```

public abstract class JspFragmentBase
    implements javax.servlet.jsp.tagext.JspFragment
{
    protected javax.servlet.jsp.JspContext jspContext;
    protected javax.servlet.jsp.tagext.JspTag parentTag;
    public void JspFragmentBase(
        javax.servlet.jsp.JspContext jspContext,
        javax.servlet.jsp.tagext.JspTag parentTag )
    {
        this.jspContext = jspContext;
        this.parentTag = parentTag;
    }
}

```

Relevant Portion of JSP Service Method

```

// Step T.1 - Initial creation
MySimpleTag _jsp_mySimpleTag = new MySimpleTag();
// Step T.2 - Set page context and parent (since parent is null,
// no need to call setParent() in this case)
_jsp_mySimpleTag.setJspContext( jspContext );
// Step T.3 - XML element attributes evaluated and set
_jsp_mySimpleTag.setX( "10" );
// Step T.4 - <jsp:attribute> elements evaluated and set
// - parameter y
// (using PageContext.pushBody() is one possible implementation -
// one limitation is that this code will only work for Servlet-based code).
out = ((PageContext)jspContext).pushBody();
out.write( "20" );
_jsp_mySimpleTag.setY(
    ((javax.servlet.jsp.tagext.BodyContent)out).getString() );
out = jspContext.popBody();
// - parameter nonfragment
// (using PageContext.pushBody() is one possible implementation -
// one limitation is that this code will only work for Servlet-based code).
// Note that trim is enabled by default, else we would have "\n Non..."
out = ((PageContext)jspContext).pushBody();
out.write( "Nonfragment Template Text" );
_jsp_mySimpleTag.setNonfragment(
    ((javax.servlet.jsp.tagext.BodyContent)out).getString() );
out = jspContext.popBody();
// - parameter frag
_jsp_mySimpleTag.setFrag(
    // Step C.1 - New instance of fragment created
    // Step C.2 - Store jspContext
    // Step C.3 - Association with nearest enclosing Tag instance
    new JspFragmentBase( jspContext, _jsp_mySimpleTag ) {
        public void invoke( java.io.Writer writer ) {
            javax.servlet.jsp.JspWriter out;
            // Step F.1-F.3 done in tag file (see following example)
            // Step F.4 - If writer provided, push body:
            if( out == null ) {
                out = this.jspContext.getOut();
            }
            else {
                out = this.jspContext.pushBody( writer );
            }
            // Step F.5 - Evaluate body of fragment:
            try {
                out.write( "Fragment Template Text " );
                out.write( jspContext.getExpressionEvaluator().evaluate(
                    "${var1}",
                    java.lang.String.class,
                    vResolver, fMapper, "my" ) );
            }
            finally {
                // Step F.6 - Restore value of JspContext.getOut()

```

```
        if( writer != null ) {
            this.jspContext.popBody();
        }
    }
    // Step F.7-F.9 done in tag file (see following example)
}
});
// Step T.5 - Determine and set body of the tag
// - body of tag
_myjsp_mySimpleTag.setJspBody(
    // Step C.1 - New instance of fragment created
    // Step C.2 - Store jspContext
    // Step C.3 - Association with nearest enclosing Tag instance
    new JspFragmentBase( jspContext, _jsp_mySimpleTag ) {
        public void invoke( java.io.Writer writer ) {
            javax.servlet.jsp.JspWriter out;
            // Step F.1-F.3 done in tag file (see following example)
            // Step F.4 - If writer provided, push body:
            if( writer == null ) {
                out = this.jspContext.getOut();
            }
            else {
                out = this.jspContext.pushBody( writer );
            }
            // Step F.5 - Evaluate body of fragment:
            try {
                out.write(
                    "Body of tag that defines an AT_BEGIN\n" +
                    " scripting variable " );
                out.write( jspContext.getExpressionEvaluator().evaluate(
                    "${var1}",
                    java.lang.String.class,
                    vResolver, fMapper, "my" ) );
                out.write( ".\n" );
            }
            finally {
                // Step F.6 - Restore value of JspContext.getOut()
            }
            if( writer != null ) {
                this.jspContext.popBody();
            }
        }
    }
    // Step F.7-F.9 done in tag file (see following example)
}
});
// Step T.6 - Inovke doTag
// Step T.7 occurs in the tag file (see following example)
// Step T.8 - doTag returns - page will catch SkipPageException.
_myjsp_mySimpleTag.doTag();
// Step T.9 - Declare AT_BEGIN and AT_END scripting variables
String var1 = (String)jspContext.findAttribute( "var1" );
```

Generated Simple Tag Handler (MySimpleTag.java)

```
public class MySimpleTag
    extends javax.servlet.jsp.tagext.SimpleTagSupport
{
    // Attributes:
    private String x;
    private String y;
    private String nonfragment;
    private javax.servlet.jsp.tagext.JspFragment frag;
    // Setters and getters for attributes:
    public void setX( Stirng x ) {
        this.x = x;
    }
    public String getX() {
        return this.x;
    }
}
```

```

public void setY( String y ) {
    this.y = y;
}
public String getY() {
    return this.y;
}
public void setNonfragment( String nonfragment ) {
    this.nonfragment = nonfragment;
}
public String getNonfragment() {
    return this.nonfragment;
}
public void setFrag( javax.servlet.jsp.tagext.JspFragment frag ) {
    this.frag = frag;
}
public javax.servlet.jsp.tagext.JspFragment getFrag() {
    return this.frag;
}
protected JspContext jspContext;
public void setJspContext( JspContext ctx ) {
    super.setJspContext( ctx );
    // Step T.2 - A JspContext wrapper is created.
    // (Implementation of wrapper not shown).
    this.jspContext = new utils.JspContextWrapper( ctx );
}
public JspContext getJspContext() {
    // Step T.2 - Calling getJspContext() must return the
    // wrapped JspContext.
    return this.jspContext;
}
public void doTag() throws JspException {
    java.lang.Object jspValue;
    JspContext jspContext = getJspContext();
    JspContext _jsp_parentContext =
        SimpleTagSupport.this.getJspContext();
    try {
        javax.servlet.jsp.JspWriter out = jspContext.getOut();
        // Create page-scope attributes for each tag attribute:
        this.jspContext.setAttribute( "x", getX() );
        this.jspContext.setAttribute( "y", getY() );
        this.jspContext.setAttribute( "nonfragment", getNonfragment() );
        this.jspContext.setAttribute( "frag", getFrag() );
        // Synchronize AT_BEGIN variables from calling page
        if( (jspValue = _jsp_parentContext.getAttribute(
            "var1" )) != null )
        {
            jspContext.setAttribute( "var1", value );
        }
        else {
            jspContext.removeAttribute( "var1",
                JspContext.PAGE_SCOPE );
        }
        // Tag template text:
        out.write( "\n\n\n\n\n\n\nSome template text.\n" );
        // Invoke c:set - recognized tag handler from JSTL:
        jspContext.setAttribute( "var1",
            jspContext.getExpressionEvaluator().evaluate(
                "${x+y}",
                java.lang.String.class,
                jspContext,
                prefixMap, functionMap, "my" ) );
        // Invoke the "frag" fragment:
        // Step F.1 - Set values of AT_BEGIN and NESTED variables
        // in calling page context.
        if( (jspValue = jspContext.getAttribute( "var1" )) != null ) {
            _jsp_parentContext.setAttribute( "var1", value );
        }
        else {

```

```
    _jsp_parentContext.removeAttribute( "var1",
        JspContext.PAGE_SCOPE );
    }
    // Step F.2 - varReader is specified, generate a writer.
    java.io.Writer _jsp_sout = new java.io.StringWriter();
    // Step F.3 - Invoke fragment with writer
    getFrag().invoke( _jsp_sout );
    // Step F.4 - F.6 occur in the fragment (see above)
    // Step F.7 - fragment returns
    // Step F.8 - varReader specified, so save to var
    jspContext.setAttribute(
        "var1", new StringReader( _jsp_sout.toString() ) );
    // Step F.9 - Done!
    out.write( "\n\nInvoke the body:\n" );
    // Invoke the body of the tag:
    // Step F.1 - Set values of AT_BEGIN and NESTED variables
    //         in calling page context.
    if( (jspValue = jspContext.getAttribute( "var1" )) != null ) {
        _jsp_parentContext.setAttribute( "var1", value );
    }
    else {
        _jsp_parentContext.removeAttribute( "var1",
            JspContext.PAGE_SCOPE );
    }
    // Step F.2 - varReader is not specified - does not apply.
    try {
        // Step F.3 - Invoke body, passing optional writer
        getJspBody().invoke( null );
    }
    finally {
        // Steps F.4 - F.6 occur in the fragment (see above)
        // Step F.7 - fragment returns
    }
    // Step F.8 does not apply.
    // Step F.9 - Done!
}
finally {
    // Tag handlers generate code to synchronize AT_BEGIN with
    // calling page, regardless of whether an error occurs.
    if( (jspValue = jspContext.getAttribute( "var1" )) != null ) {
        _jsp_parentContext.setAttribute( "var1", value );
    }
    else {
        _jsp_parentContext.removeAttribute( "var1",
            JspContext.PAGE_SCOPE );
    }
}
}
```

9. Translation-time Classes

The following classes are used at translation time.

Tag mapping, Tag name

A taglib directive introduces a tag library and associates a prefix to it. The TLD associated with the library associates Tag handler classes (plus other information) with tag names. This information is used to associate a Tag class, a prefix, and a name with each custom action element appearing in a JSP page.

At execution time the implementation of a JSP page will use an available Tag instance with the appropriate property settings and then follow the protocol described by the interfaces Tag, IterationTag, BodyTag, SimpleTag, and TryCatchFinally. The implementation guarantees that all tag handler instances are initialized and all are released, but the implementation can assume that previous settings are preserved by a tag handler, to reduce run-time costs.

Scripting Variables

JSP supports scripting variables that can be declared within a scriptlet and can be used in another. JSP actions also can be used to define scripting variables so they can be used in scripting elements, or in other actions. This is very useful in some cases; for example, the `jsp:useBean` standard action may define an object which can later be used through a scripting variable.

In some cases the information on scripting variables can be described directly into the TLD using elements. A special case is typical interpretation of the “id” attribute. In other cases the logic that decides whether an action instance will define a scripting variable may be quite complex and the name of a `TagExtraInfo` class is instead given in the TLD. The `getVariableInfo` method of this class is used at translation time to obtain information on each variable that will be created at request time when this action is executed. The method is passed a `TagData` instance that contains the translation-time attribute values.

Validation

The TLD file contains several pieces of information that is used to do syntactic validation at translation-time. It also contains two extensible validation mechanisms: a `TagLibraryValidator` class can be used to validate a complete JSP page, and a `TagExtraInfo` class can be used to validate a specific action. In some cases, additional request-time validation will be done dynamically within the methods in the `Tag` instance. If an error is discovered, an instance of `JspTagException` can be thrown. If uncaught, this object will invoke the errorpage mechanism of JSP.

The `TagLibraryValidator` is an addition to the JSP 1.2 specification and is very open ended, being strictly more powerful than the `TagExtraInfo` mechanism. A JSP page is presented via the `PageData` object, which abstracts the XML view of the JSP page.

A `PageData` instance will provide an `InputStream` (read-only) on the page. Later specifications may add other views on the page (DOM, SAX, JDOM are all candidates), for now these views can be generated from the `InputStream` and perhaps can be cached for improved performance (recall the view of the page is just read-only).

As of JSP 2.0, the JSP container must support a `jsp:id` attribute to provide higher quality validation errors. The container will track the JSP pages as passed to the container, and will assign to each element a unique “id”, which is passed as the value of the `jsp:id` attribute. Each XML element in the XML view will be extended with this attribute. The `TagLibraryValidator` can use the attribute in one or more `ValidationMessage` objects. The container then, in turn, can use these values to provide more precise information on the location of an error.

The prefix for the `id` attribute need not be “`jsp`” but it must map to the namespace `http://java.sun.com/JSP/Page`. In the case where the user has redefined the `jsp` prefix, an alternative prefix must be used by the container.

Validation Details

In detail, validation is done as follows:

First, the JSP page is parsed using the information in the TLD. At this stage valid mandatory and optional attributes are checked.

Second, for each unique tag library in the page as determined by the tag library URI, and in the lexical order in which they appear, their associated validator class (if any) is invoked. This involves several substeps.

The first substep is to obtain an initialized validator instance by either:

- construct a new instance and invoke `setInitParameters()` on it, or
- obtain an existing instance that is not being used, invoke `release()` on it, and then invoke `setInitParameters()` on it, or
- locate an existing instance that is not being used on which the desired `setInitParameters()` has already been invoked

The class name is as indicated in the <validator-class> element, and the Map passed through setInitParameters() is as described in the <init-params> element. All TagLibraryValidator classes are supposed to keep their initParameters until new ones are set, or until release() is invoked on them.

The second substep is to perform the actual validation. This is done by invoking the validate() method with a prefix, uri, and PageData that correspond to the taglib directive instance being validated and the PageData representing the page. In the case where a single URI is mapped to more than one prefix, the prefix of the first URI must be used.

The last substep is to invoke the release() method on the validator tag when it is no longer needed. This method releases all resources.

Finally, after checking all the tag library validator classes, the TagExtraInfo classes for all tags will be consulted by invoking their validate method. The order of invocation of this methods is undefined.

Class Summary	
Interfaces	
BodyTag₉₁	The BodyTag interface extends IterationTag by defining additional methods that let a tag handler manipulate the content of evaluating its body.
DynamicAttributes₉₉	For a tag to declare that it accepts dynamic attributes, it must implement this interface.
IterationTag₁₀₂	The IterationTag interface extends Tag by defining one additional method that controls the reevaluation of its body.
JspIdConsumer₁₀₇	This interface indicates to the container that a tag handler wishes to be provided with a compiler generated ID.
JspTag₁₀₈	Serves as a base class for Tag and SimpleTag.
SimpleTag₁₁₁	Interface for defining Simple Tag Handlers.
Tag₁₁₈	The interface of a classic tag handler that does not want to manipulate its body.
TryCatchFinally₁₆₁	The auxiliary interface of a Tag, IterationTag or BodyTag tag handler that wants additional hooks for managing resources.
Classes	
BodyContent₈₈	An encapsulation of the evaluation of the body of an action so it is available to a tag handler.
BodyTagSupport₉₅	A base class for defining tag handlers implementing BodyTag.
FunctionInfo₁₀₀	Information for a function in a Tag Library.
JspFragment₁₀₅	Encapsulates a portion of JSP code in an object that can be invoked as many times as needed.
PageData₁₀₉	Translation-time information on a JSP page.
SimpleTagSupport₁₁₄	A base class for defining tag handlers implementing SimpleTag.
TagAdapter₁₂₃	Wraps any SimpleTag and exposes it using a Tag interface.
TagAttributeInfo₁₂₆	Information on the attributes of a Tag, available at translation time.
TagData₁₃₁	The (translation-time only) attribute/value information for a tag instance.

Class Summary	
TagExtraInfo₁₃₄	Optional class provided by the tag library author to describe additional translation-time information not described in the TLD.
TagFileInfo₁₃₇	Tag information for a tag file in a Tag Library; This class is instantiated from the Tag Library Descriptor file (TLD) and is available only at translation time.
TagInfo₁₃₉	Tag information for a tag in a Tag Library; This class is instantiated from the Tag Library Descriptor file (TLD) and is available only at translation time.
TagLibraryInfo₁₄₆	Translation-time information associated with a taglib directive, and its underlying TLD file.
TagLibraryValidator₁₅₁	Translation-time validator class for a JSP page.
TagSupport₁₅₄	A base class for defining new tag handlers implementing Tag.
TagVariableInfo₁₅₉	Variable information for a tag in a Tag Library; This class is instantiated from the Tag Library Descriptor file (TLD) and is available only at translation time.
ValidationMessage₁₆₃	A validation message from either TagLibraryValidator or TagExtraInfo.
VariableInfo₁₆₅	Information on the scripting variables that are created/modified by a tag (at run-time).

javax.servlet.jsp.tagext BodyContent

Declaration

```
public abstract class BodyContent extends javax.servlet.jsp.JspWriter46
```

```
java.lang.Object
|
+--java.io.Writer
|   |
|   +--javax.servlet.jsp.JspWriter46
|       |
|       +--javax.servlet.jsp.tagext.BodyContent
```

All Implemented Interfaces: java.lang.Appendable, java.io.Closeable, java.io.Flushable

Description

An encapsulation of the evaluation of the body of an action so it is available to a tag handler. BodyContent is a subclass of JspWriter.

Note that the content of BodyContent is the result of evaluation, so it will not contain actions and the like, but the result of their invocation.

BodyContent has methods to convert its contents into a String, to read its contents, and to clear the contents.

The buffer size of a BodyContent object is unbounded. A BodyContent object cannot be in autoFlush mode. It is not possible to invoke flush on a BodyContent object, as there is no backing stream.

Instances of BodyContent are created by invoking the pushBody and popBody methods of the PageContext class. A BodyContent is enclosed within another JspWriter (maybe another BodyContent object) following the structure of their associated actions.

A BodyContent is made available to a BodyTag through a setBodyContent() call. The tag handler can use the object until after the call to doEndTag().

Member Summary

Constructors

```
protected BodyContent(javax.servlet.jsp.JspWriter e)89
```

Methods

```
void clearBody()89
void flush()89
void getEnclosingWriter()90
javax.servlet.jsp.JspWriter
    abstract getReader()90
java.io.Reader
    abstract getString()90
java.lang.String
    abstract void writeOut(java.io.Writer out)90
```

Inherited Member Summary

Fields inherited from class [JspWriter](#)₄₆

[autoFlush](#)₄₈, [bufferSize](#)₄₈, [DEFAULT_BUFFER](#)₄₈, [NO_BUFFER](#)₄₈, [UNBOUNDED_BUFFER](#)₄₈

Fields inherited from class [Writer](#)

[lock](#)

Methods inherited from class [JspWriter](#)₄₆

[clear\(\)](#)₄₉, [clearBuffer\(\)](#)₄₉, [close\(\)](#)₄₉, [getBufferSize\(\)](#)₅₀, [getRemaining\(\)](#)₅₀, [isAutoFlush\(\)](#)₅₀, [newLine\(\)](#)₅₀, [print\(boolean\)](#)₅₀, [print\(char\)](#)₅₀, [print\(char\[\]\)](#)₅₂, [print\(double\)](#)₅₁, [print\(float\)](#)₅₁, [print\(int\)](#)₅₁, [print\(long\)](#)₅₁, [print\(Object\)](#)₅₂, [print\(String\)](#)₅₂, [println\(\)](#)₅₃, [println\(boolean\)](#)₅₃, [println\(char\)](#)₅₃, [println\(char\[\]\)](#)₅₄, [println\(double\)](#)₅₄, [println\(float\)](#)₅₄, [println\(int\)](#)₅₃, [println\(long\)](#)₅₃, [println\(Object\)](#)₅₅, [println\(String\)](#)₅₄

Methods inherited from class [Object](#)

[clone\(\)](#), [equals\(Object\)](#), [finalize\(\)](#), [getClass\(\)](#), [hashCode\(\)](#), [notify\(\)](#), [notifyAll\(\)](#), [toString\(\)](#), [wait\(\)](#), [wait\(long\)](#), [wait\(long, int\)](#)

Methods inherited from class [Writer](#)

[append\(char\)](#), [append\(CharSequence\)](#), [append\(CharSequence, int, int\)](#), [write\(char\[\]\)](#), [write\(char\[\], int, int\)](#), [write\(int\)](#), [write\(String\)](#), [write\(String, int, int\)](#)

Constructors

BodyContent(JspWriter)

```
protected BodyContent(javax.servlet.jsp.JspWriter46 e)
```

Protected constructor. Unbounded buffer, no autoflushing.

Parameters:

e - the enclosing JspWriter

Methods

clearBody()

```
public void clearBody()
```

Clear the body without throwing any exceptions.

flush()

```
public void flush()
    throws IOException
```

Redefined flush() so it is not legal.

getEnclosingWriter()

It is not valid to flush a BodyContent because there is no backing stream behind it.

Overrides: [flush₄₉](#) in class [JspWriter₄₆](#)

Throws:

`java.io.IOException` - always thrown

getEnclosingWriter()

```
public javax.servlet.jsp.JspWriter46 getEnclosingWriter()
```

Get the enclosing JspWriter.

Returns: the enclosing JspWriter passed at construction time

getReader()

```
public abstract java.io.Reader getReader()
```

Return the value of this BodyContent as a Reader.

Returns: the value of this BodyContent as a Reader

getString()

```
public abstract java.lang.String getString()
```

Return the value of the BodyContent as a String.

Returns: the value of the BodyContent as a String

writeOut(Writer)

```
public abstract void writeOut(java.io.Writer out)
    throws IOException
```

Write the contents of this BodyContent into a Writer. Subclasses may optimize common invocation patterns.

Parameters:

`out` - The writer into which to place the contents of this body evaluation

Throws:

`java.io.IOException` - if an I/O error occurred while writing the contents of this BodyContent to the given Writer

javax.servlet.jsp.tagext BodyTag

Declaration

```
public interface BodyTag extends IterationTag102
```

All Superinterfaces: [IterationTag](#)₁₀₂, [JspTag](#)₁₀₈, [Tag](#)₁₁₈

All Known Implementing Classes: [BodyTagSupport](#)₉₅

Description

The `BodyTag` interface extends `IterationTag` by defining additional methods that let a tag handler manipulate the content of evaluating its body.

It is the responsibility of the tag handler to manipulate the body content. For example the tag handler may take the body content, convert it into a `String` using the `bodyContent.getString` method and then use it. Or the tag handler may take the body content and write it out into its enclosing `JspWriter` using the `bodyContent.writeOut` method.

A tag handler that implements `BodyTag` is treated as one that implements `IterationTag`, except that the `doStartTag` method can return `SKIP_BODY`, `EVAL_BODY_INCLUDE` or `EVAL_BODY_BUFFERED`.

If `EVAL_BODY_INCLUDE` is returned, then evaluation happens as in `IterationTag`.

If `EVAL_BODY_BUFFERED` is returned, then a `BodyContent` object will be created (by code generated by the JSP compiler) to capture the body evaluation. The code generated by the JSP compiler obtains the `BodyContent` object by calling the `pushBody` method of the current `pageContext`, which additionally has the effect of saving the previous out value. The page compiler returns this object by calling the `popBody` method of the `PageContext` class; the call also restores the value of out.

The interface provides one new property with a setter method and one new action method.

Properties

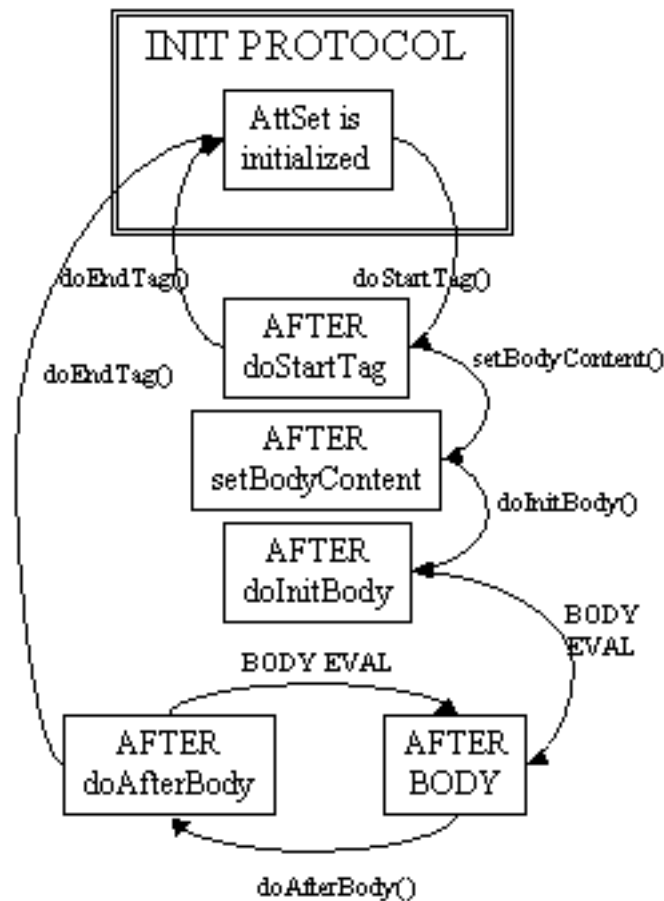
There is a new property: `bodyContent`, to contain the `BodyContent` object, where the JSP Page implementation object will place the evaluation (and reevaluation, if appropriate) of the body. The setter method (`setBodyContent`) will only be invoked if `doStartTag()` returns `EVAL_BODY_BUFFERED` and the corresponding action element does not have an empty body.

Methods

In addition to the setter method for the `bodyContent` property, there is a new action method: `doInitBody()`, which is invoked right after `setBodyContent()` and before the body evaluation. This method is only invoked if `doStartTag()` returns `EVAL_BODY_BUFFERED`.

Lifecycle

Lifecycle details are described by the transition diagram below. Exceptions that are thrown during the computation of `doStartTag()`, `setBodyContent()`, `doInitBody()`, `BODY`, `doAfterBody()` interrupt the execution sequence and are propagated up the stack, unless the tag handler implements the `TryCatchFinally` interface; see that interface for details.



Empty and Non-Empty Action

If the TagLibraryDescriptor file indicates that the action must always have an empty element body, by an <body-content> entry of “empty”, then the doStartTag() method must return SKIP_BODY. Otherwise, the doStartTag() method may return SKIP_BODY, EVAL_BODY_INCLUDE, or EVAL_BODY_BUFFERED. Note that which methods are invoked after the doStartTag() depends on both the return value and on if the custom action element is empty or not in the JSP page, not how it’s declared in the TLD.

If SKIP_BODY is returned the body is not evaluated, and doEndTag() is invoked.

If EVAL_BODY_INCLUDE is returned, and the custom action element is not empty, setBodyContent() is not invoked, doInitBody() is not invoked, the body is evaluated and “passed through” to the current out, doAfterBody() is invoked and then, after zero or more iterations, doEndTag() is invoked. If the custom action element is empty, only doStart() and doEndTag() are invoked.

If EVAL_BODY_BUFFERED is returned, and the custom action element is not empty, setBodyContent() is invoked, doInitBody() is invoked, the body is evaluated, doAfterBody() is invoked, and then, after zero or more iterations, doEndTag() is invoked. If the custom action element is empty, only doStart() and doEndTag() are invoked.

Member Summary**Fields**

static int [EVAL_BODY_BUFFERED](#)₉₃
 static int [EVAL_BODY_TAG](#)₉₃

Methods

void [doInitBody\(\)](#)₉₄
 void [setBodyContent\(BodyContent b\)](#)₉₄

Inherited Member Summary**Fields inherited from interface [IterationTag](#)**₁₀₂

[EVAL_BODY_AGAIN](#)₁₀₄

Fields inherited from interface [Tag](#)₁₁₈

[EVAL_BODY_INCLUDE](#)₁₂₀, [EVAL_PAGE](#)₁₂₀, [SKIP_BODY](#)₁₂₀, [SKIP_PAGE](#)₁₂₀

Methods inherited from interface [IterationTag](#)₁₀₂

[doAfterBody\(\)](#)₁₀₄

Methods inherited from interface [Tag](#)₁₁₈

[doEndTag\(\)](#)₁₂₀, [doStartTag\(\)](#)₁₂₁, [getParent\(\)](#)₁₂₁, [release\(\)](#)₁₂₂,
[setPageContext\(PageContext\)](#)₁₂₂, [setParent\(Tag\)](#)₁₂₂

Fields**EVAL_BODY_BUFFERED**

```
public static final int EVAL_BODY_BUFFERED
```

Request the creation of new buffer, a `BodyContent` on which to evaluate the body of this tag. Returned from `doStartTag` when it implements `BodyTag`. This is an illegal return value for `doStartTag` when the class does not implement `BodyTag`.

EVAL_BODY_TAG

```
public static final int EVAL_BODY_TAG
```

Deprecated. As of Java JSP API 1.2, use `BodyTag.EVAL_BODY_BUFFERED` or `IterationTag.EVAL_BODY_AGAIN`.

Deprecated constant that has the same value as `EVAL_BODY_BUFFERED` and `EVAL_BODY_AGAIN`. This name has been marked as deprecated to encourage the use of the two different terms, which are much more descriptive.

Methods

doInitBody()

```
public void doInitBody()  
    throws JspException
```

Prepare for evaluation of the body. This method is invoked by the JSP page implementation object after `setBodyContent` and before the first time the body is to be evaluated. This method will not be invoked for empty tags or for non-empty tags whose `doStartTag()` method returns `SKIP_BODY` or `EVAL_BODY_INCLUDE`.

The JSP container will resynchronize the values of any `AT_BEGIN` and `NESTED` variables (defined by the associated `TagExtraInfo` or `TLD`) after the invocation of `doInitBody()`.

Throws:

[javax.servlet.jsp.JspException₃₇](#) - if an error occurred while processing this tag

See Also: [IterationTag.doAfterBody\(\)₁₀₄](#)

setBodyContent(BodyContent)

```
public void setBodyContent(javax.servlet.jsp.tagext.BodyContent88 b)
```

Set the `bodyContent` property. This method is invoked by the JSP page implementation object at most once per action invocation. This method will be invoked before `doInitBody`. This method will not be invoked for empty tags or for non-empty tags whose `doStartTag()` method returns `SKIP_BODY` or `EVAL_BODY_INCLUDE`.

When `setBodyContent` is invoked, the value of the implicit object `out` has already been changed in the `pageContext` object. The `BodyContent` object passed will have not data on it but may have been reused (and cleared) from some previous invocation.

The `BodyContent` object is available and with the appropriate content until after the invocation of the `doEndTag` method, at which case it may be reused.

Parameters:

`b` - the `BodyContent`

See Also: [doInitBody\(\)₉₄](#), [IterationTag.doAfterBody\(\)₁₀₄](#)

javax.servlet.jsp.tagext BodyTagSupport

Declaration

public class **BodyTagSupport** extends [TagSupport₁₅₄](#) implements [BodyTag₉₁](#)

```
java.lang.Object
|
+--javax.servlet.jsp.tagext.TagSupport154
|
+--javax.servlet.jsp.tagext.BodyTagSupport
```

All Implemented Interfaces: [BodyTag₉₁](#), [IterationTag₁₀₂](#), [JspTag₁₀₈](#),
[java.io.Serializable](#), [Tag₁₁₈](#)

Description

A base class for defining tag handlers implementing BodyTag.

The BodyTagSupport class implements the BodyTag interface and adds additional convenience methods including getter methods for the bodyContent property and methods to get at the previous out JspWriter.

Many tag handlers will extend BodyTagSupport and only redefine a few methods.

Member Summary

Fields

protected BodyContent [bodyContent₉₆](#)

Constructors

[BodyTagSupport\(\) ₉₆](#)

Methods

	int	doAfterBody() ₉₆
	int	doEndTag() ₉₇
	void	doInitBody() ₉₇
	int	doStartTag() ₉₇
	BodyContent	getBodyContent() ₉₈
		getPreviousOut() ₉₈
javax.servlet.jsp.JspW	riter	
	void	release() ₉₈
	void	setBodyContent(BodyContent b) ₉₈

Inherited Member Summary

Fields inherited from interface [BodyTag₉₁](#)

[EVAL_BODY_BUFFERED₉₃](#), [EVAL_BODY_TAG₉₃](#)

Inherited Member Summary

Fields inherited from interface [IterationTag](#)₁₀₂

[EVAL_BODY_AGAIN](#)₁₀₄

Fields inherited from interface [Tag](#)₁₁₈

[EVAL_BODY_INCLUDE](#)₁₂₀, [EVAL_PAGE](#)₁₂₀, [SKIP_BODY](#)₁₂₀, [SKIP_PAGE](#)₁₂₀

Fields inherited from class [TagSupport](#)₁₅₄

[id](#)₁₅₅, [pageContext](#)₁₅₅

Methods inherited from class [Object](#)

[clone\(\)](#), [equals\(Object\)](#), [finalize\(\)](#), [getClass\(\)](#), [hashCode\(\)](#), [notify\(\)](#), [notifyAll\(\)](#), [toString\(\)](#), [wait\(\)](#), [wait\(long\)](#), [wait\(long, int\)](#)

Methods inherited from interface [Tag](#)₁₁₈

[getParent\(\)](#)₁₂₁, [setPageContext\(PageContext\)](#)₁₂₂, [setParent\(Tag\)](#)₁₂₂

Methods inherited from class [TagSupport](#)₁₅₄

[findAncestorWithClass\(Tag, Class\)](#)₁₅₆, [getId\(\)](#)₁₅₇, [getParent\(\)](#)₁₅₇, [getValue\(String\)](#)₁₅₇, [getValues\(\)](#)₁₅₇, [removeValue\(String\)](#)₁₅₇, [setId\(String\)](#)₁₅₈, [setPageContext\(PageContext\)](#)₁₅₈, [setParent\(Tag\)](#)₁₅₈, [setValue\(String, Object\)](#)₁₅₈

Fields

bodyContent

protected [javax.servlet.jsp.tagext.BodyContent](#)₈₈ **bodyContent**

The current BodyContent for this BodyTag.

Constructors

BodyTagSupport()

```
public BodyTagSupport()
```

Default constructor, all subclasses are required to only define a public constructor with the same signature, and to call the superclass constructor. This constructor is called by the code generated by the JSP translator.

Methods

doAfterBody()

```
public int doAfterBody()  
    throws JspException
```

After the body evaluation: do not reevaluate and continue with the page. By default nothing is done with the bodyContent data (if any).

Specified By: [doAfterBody₁₀₄](#) in interface [IterationTag₁₀₂](#)

Overrides: [doAfterBody₁₅₅](#) in class [TagSupport₁₅₄](#)

Returns: SKIP_BODY

Throws:

[javax.servlet.jsp.JspException₃₇](#) - if an error occurred while processing this tag

See Also: [doInitBody\(\)₉₇](#), [IterationTag.doAfterBody\(\)₁₀₄](#)

doEndTag()

```
public int doEndTag()
    throws JspException
```

Default processing of the end tag returning EVAL_PAGE.

Specified By: [doEndTag₁₂₀](#) in interface [Tag₁₁₈](#)

Overrides: [doEndTag₁₅₆](#) in class [TagSupport₁₅₄](#)

Returns: EVAL_PAGE

Throws:

[javax.servlet.jsp.JspException₃₇](#) - if an error occurred while processing this tag

See Also: [Tag.doEndTag\(\)₁₂₀](#)

doInitBody()

```
public void doInitBody()
    throws JspException
```

Prepare for evaluation of the body just before the first body evaluation: no action.

Specified By: [doInitBody₉₄](#) in interface [BodyTag₉₁](#)

Throws:

[javax.servlet.jsp.JspException₃₇](#) - if an error occurred while processing this tag

See Also: [setBodyContent\(BodyContent\)₉₈](#), [doAfterBody\(\)₉₆](#),
[BodyTag.doInitBody\(\)₉₄](#)

doStartTag()

```
public int doStartTag()
    throws JspException
```

Default processing of the start tag returning EVAL_BODY_BUFFERED.

Specified By: [doStartTag₁₂₁](#) in interface [Tag₁₁₈](#)

Overrides: [doStartTag₁₅₆](#) in class [TagSupport₁₅₄](#)

Returns: EVAL_BODY_BUFFERED

Throws:

[javax.servlet.jsp.JspException₃₇](#) - if an error occurred while processing this tag

See Also: [Tag.doStartTag\(\)₁₂₁](#)

BodyTagSupport

javax.servlet.jsp.tagext

getBodyContent()

getBodyContent()

```
public javax.servlet.jsp.tagext.BodyContent88 getBodyContent ()
```

Get current bodyContent.

Returns: the body content.

getPreviousOut()

```
public javax.servlet.jsp.JspWriter46 getPreviousOut ()
```

Get surrounding out JspWriter.

Returns: the enclosing JspWriter, from the bodyContent.

release()

```
public void release ()
```

Release state.

Specified By: [release₁₂₂](#) in interface [Tag₁₁₈](#)

Overrides: [release₁₅₇](#) in class [TagSupport₁₅₄](#)

See Also: [Tag.release \(\)₁₂₂](#)

setBodyContent(BodyContent)

```
public void setBodyContent (javax.servlet.jsp.tagext.BodyContent88 b)
```

Prepare for evaluation of the body: stash the bodyContent away.

Specified By: [setBodyContent₉₄](#) in interface [BodyTag₉₁](#)

Parameters:

b - the BodyContent

See Also: [doAfterBody \(\)₉₆](#), [doInitBody \(\)₉₇](#),
[BodyTag.setBodyContent \(BodyContent\)₉₄](#)

javax.servlet.jsp.tagext DynamicAttributes

Declaration

```
public interface DynamicAttributes
```

Description

For a tag to declare that it accepts dynamic attributes, it must implement this interface. The entry for the tag in the Tag Library Descriptor must also be configured to indicate dynamic attributes are accepted.

For any attribute that is not declared in the Tag Library Descriptor for this tag, instead of getting an error at translation time, the `setDynamicAttribute()` method is called, with the name and value of the attribute. It is the responsibility of the tag to remember the names and values of the dynamic attributes.

Since: JSP 2.0

Member Summary

Methods

```
void setDynamicAttribute(java.lang.String uri, java.lang.String  
localName, java.lang.Object value)99
```

Methods

setDynamicAttribute(String, String, Object)

```
public void setDynamicAttribute(java.lang.String uri, java.lang.String localName,  
java.lang.Object value)  
throws JspException
```

Called when a tag declared to accept dynamic attributes is passed an attribute that is not declared in the Tag Library Descriptor.

Parameters:

`uri` - the namespace of the attribute, or null if in the default namespace.

`localName` - the name of the attribute being set.

`value` - the value of the attribute

Throws:

[javax.servlet.jsp.JspException](#)[37](#) - if the tag handler wishes to signal that it does not accept the given attribute. The container must not call `doStartTag()` or `doTag()` for this tag.

FunctionInfo(String, String, String)

javax.servlet.jsp.tagext FunctionInfo

Declaration

```
public class FunctionInfo
```

```
java.lang.Object
|
+--javax.servlet.jsp.tagext.FunctionInfo
```

Description

Information for a function in a Tag Library. This class is instantiated from the Tag Library Descriptor file (TLD) and is available only at translation time.

Since: JSP 2.0

Member Summary

Constructors

```
FunctionInfo(java.lang.String name, java.lang.String klass,
java.lang.String signature)100
```

Methods

```
java.lang.String getFunctionClass()101
java.lang.String getFunctionSignature()101
java.lang.String getName()101
```

Inherited Member Summary

Methods inherited from class Object

```
clone(), equals(Object), finalize(), getClass(), hashCode(), notify(), notifyAll(),
toString(), wait(), wait(long), wait(long, int)
```

Constructors

FunctionInfo(String, String, String)

```
public FunctionInfo(java.lang.String name, java.lang.String klass,
java.lang.String signature)
```

Constructor for FunctionInfo.

Parameters:

- name - The name of the function
- klass - The class of the function

signature - The signature of the function

Methods

getFunctionClass()

```
public java.lang.String getFunctionClass()
```

The class of the function.

Returns: The class of the function

getFunctionSignature()

```
public java.lang.String getFunctionSignature()
```

The signature of the function.

Returns: The signature of the function

getName()

```
public java.lang.String getName()
```

The name of the function.

Returns: The name of the function

javax.servlet.jsp.tagext IterationTag

Declaration

```
public interface IterationTag extends Tag118
```

All Superinterfaces: [JspTag](#)₁₀₈, [Tag](#)₁₁₈

All Known Subinterfaces: [BodyTag](#)₉₁

All Known Implementing Classes: [TagSupport](#)₁₅₄, [BodyTagSupport](#)₉₅

Description

The IterationTag interface extends Tag by defining one additional method that controls the reevaluation of its body.

A tag handler that implements IterationTag is treated as one that implements Tag regarding the doStartTag() and doEndTag() methods. IterationTag provides a new method: doAfterBody().

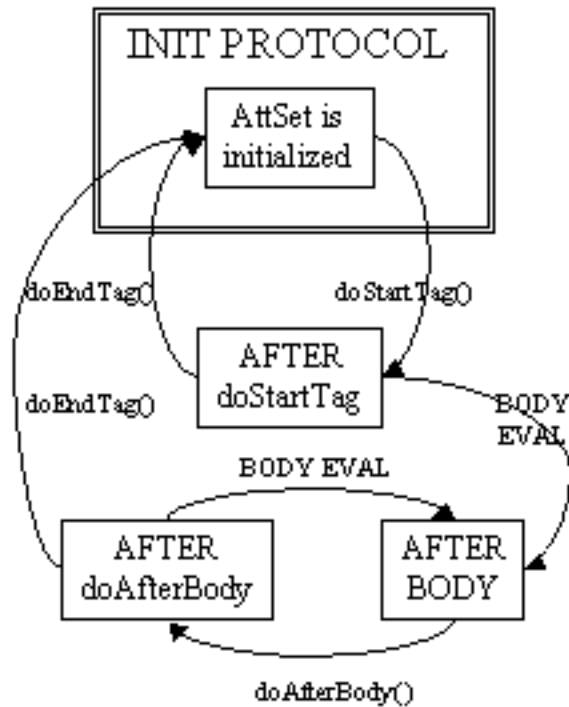
The doAfterBody() method is invoked after every body evaluation to control whether the body will be reevaluated or not. If doAfterBody() returns IterationTag.EVAL_BODY_AGAIN, then the body will be reevaluated. If doAfterBody() returns Tag.SKIP_BODY, then the body will be skipped and doEndTag() will be evaluated instead.

Properties There are no new properties in addition to those in Tag.

Methods There is one new methods: doAfterBody().

Lifecycle

Lifecycle details are described by the transition diagram below. Exceptions that are thrown during the computation of doStartTag(), BODY and doAfterBody() interrupt the execution sequence and are propagated up the stack, unless the tag handler implements the TryCatchFinally interface; see that interface for details.



Empty and Non-Empty Action

If the TagLibraryDescriptor file indicates that the action must always have an empty element body, by a <body-content> entry of “empty”, then the doStartTag() method must return SKIP_BODY.

Note that which methods are invoked after the doStartTag() depends on both the return value and on if the custom action element is empty or not in the JSP page, not on how it’s declared in the TLD.

If SKIP_BODY is returned the body is not evaluated, and then doEndTag() is invoked.

If EVAL_BODY_INCLUDE is returned, and the custom action element is not empty, the body is evaluated and “passed through” to the current out, then doAfterBody() is invoked and, after zero or more iterations, doEndTag() is invoked.

Member Summary	
Fields	static int EVAL_BODY_AGAIN₁₀₄
Methods	int doAfterBody()₁₀₄

Inherited Member Summary
Fields inherited from interface Tag₁₁₈

Inherited Member Summary

[EVAL_BODY_INCLUDE₁₂₀](#), [EVAL_PAGE₁₂₀](#), [SKIP_BODY₁₂₀](#), [SKIP_PAGE₁₂₀](#)

Methods inherited from interface [Tag₁₁₈](#)

[doEndTag\(\)₁₂₀](#), [doStartTag\(\)₁₂₁](#), [getParent\(\)₁₂₁](#), [release\(\)₁₂₂](#),
[setPageContext\(PageContext\)₁₂₂](#), [setParent\(Tag\)₁₂₂](#)

Fields

EVAL_BODY_AGAIN

```
public static final int EVAL_BODY_AGAIN
```

Request the reevaluation of some body. Returned from `doAfterBody`. For compatibility with JSP 1.1, the value is carefully selected to be the same as the, now deprecated, `BodyTag.EVAL_BODY_TAG`,

Methods

`doAfterBody()`

```
public int doAfterBody()  
    throws JspException
```

Process body (re)evaluation. This method is invoked by the JSP Page implementation object after every evaluation of the body into the `BodyEvaluation` object. The method is not invoked if there is no body evaluation.

If `doAfterBody` returns `EVAL_BODY_AGAIN`, a new evaluation of the body will happen (followed by another invocation of `doAfterBody`). If `doAfterBody` returns `SKIP_BODY`, no more body evaluations will occur, and the `doEndTag` method will be invoked.

If this tag handler implements `BodyTag` and `doAfterBody` returns `SKIP_BODY`, the value of `out` will be restored using the `popBody` method in `pageContext` prior to invoking `doEndTag`.

The method re-invocations may lead to different actions because there might have been some changes to shared state, or because of external computation.

The JSP container will resynchronize the values of any `AT_BEGIN` and `NESTED` variables (defined by the associated `TagExtraInfo` or `TLD`) after the invocation of `doAfterBody()`.

Returns: whether additional evaluations of the body are desired

Throws:

[javax.servlet.jsp.JspException₃₇](#) - if an error occurred while processing this tag

javax.servlet.jsp.tagext JspFragment

Declaration

```
public abstract class JspFragment
    java.lang.Object
    |
    +-- javax.servlet.jsp.tagext.JspFragment
```

Description

Encapsulates a portion of JSP code in an object that can be invoked as many times as needed. JSP Fragments are defined using JSP syntax as the body of a tag for an invocation to a SimpleTag handler, or as the body of a <jsp:attribute> standard action specifying the value of an attribute that is declared as a fragment, or to be of type JspFragment in the TLD.

The definition of the JSP fragment must only contain template text and JSP action elements. In other words, it must not contain scriptlets or scriptlet expressions. At translation time, the container generates an implementation of the JspFragment abstract class capable of executing the defined fragment.

A tag handler can invoke the fragment zero or more times, or pass it along to other tags, before returning. To communicate values to/from a JSP fragment, tag handlers store/retrieve values in the JspContext associated with the fragment.

Note that tag library developers and page authors should not generate JspFragment implementations manually.

Implementation Note: It is not necessary to generate a separate class for each fragment. One possible implementation is to generate a single helper class for each page that implements JspFragment. Upon construction, a discriminator can be passed to select which fragment that instance will execute.

Since: JSP 2.0

Member Summary

Constructors

[JspFragment\(\)](#) 106

Methods

```
abstract getJspContext\(\) 106
javax.servlet.jsp.JspC
    ontext
abstract void invoke\(java.io.Writer out\) 106
```

Inherited Member Summary

Methods inherited from class Object

[clone\(\)](#), [equals\(Object\)](#), [finalize\(\)](#), [getClass\(\)](#), [hashCode\(\)](#), [notify\(\)](#), [notifyAll\(\)](#), [toString\(\)](#), [wait\(\)](#), [wait\(long\)](#), [wait\(long, int\)](#)

Constructors

JspFragment()

```
public JspFragment()
```

Methods

getJspContext()

```
public abstract javax.servlet.jsp.JspContext29 getJspContext()
```

Returns the JspContext that is bound to this JspFragment.

Returns: The JspContext used by this fragment at invocation time.

invoke(Writer)

```
public abstract void invoke(java.io.Writer out)  
    throws JspException, IOException
```

Executes the fragment and directs all output to the given Writer, or the JspWriter returned by the getOut() method of the JspContext associated with the fragment if out is null.

Parameters:

out - The Writer to output the fragment to, or null if output should be sent to JspContext.getOut().

Throws:

[javax.servlet.jsp.JspException₃₇](#) - Thrown if an error occurred while invoking this fragment.

[javax.servlet.jsp.SkipPageException₆₅](#) - Thrown if the page that (either directly or indirectly) invoked the tag handler that invoked this fragment is to cease evaluation. The container must throw this exception if a Classic Tag Handler returned Tag.SKIP_PAGE or if a Simple Tag Handler threw SkipPageException.

java.io.IOException - If there was an error writing to the stream.

javax.servlet.jsp.tagext JspIdConsumer

Declaration

```
public interface JspIdConsumer
```

Description

This interface indicates to the container that a tag handler wishes to be provided with a compiler generated ID.

The container sets the `jspId` attribute of the tag handler with an identification string, as part of tag property initialization. Each tag in a JSP page has a unique `jspId`, and a given tag in a JSP page always has the same `jspId`, even for multiple requests to the page.

Tag handler instances that implement `JspIdConsumer` cannot be reused.

Even though the `jspId` attribute is similar in concept to the `jsp:id` attribute of an XML view (see Section JSP.10.1.13 of the spec), they are not related. The `jsp:id` attribute is available only at translation time, and the `jspId` attribute is available only at request time.

The JSP container must provide a value for `jspId` that conforms to the following rules:

- It must start with a letter (as defined by the `Character.isLetter()` method) or underscore ('_').
- Subsequent characters may be letters (as defined by the `Character.isLetter()` method), digits (as defined by the `Character.isDigit()` method), dashes ('-'), or underscores ('_')

Note that the rules exclude colons ':' in a `jspId`, and that they are the same rules used for a component ID in JavaServer Faces.

Since: JSP 2.1

Member Summary

Methods

```
void setJspId\(java.lang.String id\)107
```

Methods

setJspId(String)

```
public void setJspId(java.lang.String id)
```

Called by the container generated code to set a value for the `jspId` attribute. An unique identification string, relative to this page, is generated at translation time.

JspTag

setJspId(String)

javax.servlet.jsp.tagext

javax.servlet.jsp.tagext JspTag

Declaration

```
public interface JspTag
```

All Known Subinterfaces: [BodyTag₉₁](#), [IterationTag₁₀₂](#), [SimpleTag₁₁₁](#), [Tag₁₁₈](#)

All Known Implementing Classes: [BodyTagSupport₉₅](#), [TagSupport₁₅₄](#),
[SimpleTagSupport₁₁₄](#), [TagAdapter₁₂₃](#)

Description

Serves as a base class for Tag and SimpleTag. This is mostly for organizational and type-safety purposes.

Since: JSP 2.0

javax.servlet.jsp.tagext PageData

Declaration

```
public abstract class PageData
    java.lang.Object
    |
    +-- javax.servlet.jsp.tagext.PageData
```

Description

Translation-time information on a JSP page. The information corresponds to the XML view of the JSP page. Objects of this type are generated by the JSP translator, e.g. when being passed to a TagLibraryValidator instance.

Member Summary

Constructors

[PageData\(\) 109](#)

Methods

abstract [getInputStream\(\) 109](#)
java.io.InputStream

Inherited Member Summary

Methods inherited from class **Object**

[clone\(\)](#), [equals\(Object\)](#), [finalize\(\)](#), [getClass\(\)](#), [hashCode\(\)](#), [notify\(\)](#), [notifyAll\(\)](#), [toString\(\)](#), [wait\(\)](#), [wait\(long\)](#), [wait\(long, int\)](#)

Constructors

PageData()

```
public PageData()
```

Sole constructor. (For invocation by subclass constructors, typically implicit.)

Methods

getInputStream()

```
public abstract java.io.InputStream getInputStream()
```

`getInputStream()`

Returns an input stream on the XML view of a JSP page. The stream is encoded in UTF-8. Recall tht the XML view of a JSP page has the include directives expanded.

Returns: An input stream on the document.

javax.servlet.jsp.tagext SimpleTag

Declaration

```
public interface SimpleTag extends JspTag108
```

All Superinterfaces: [JspTag₁₀₈](#)

All Known Implementing Classes: [SimpleTagSupport₁₁₄](#)

Description

Interface for defining Simple Tag Handlers.

Simple Tag Handlers differ from Classic Tag Handlers in that instead of supporting `doStartTag()` and `doEndTag()`, the `SimpleTag` interface provides a simple `doTag()` method, which is called once and only once for any given tag invocation. All tag logic, iteration, body evaluations, etc. are to be performed in this single method. Thus, simple tag handlers have the equivalent power of `BodyTag`, but with a much simpler lifecycle and interface.

To support body content, the `setJspBody()` method is provided. The container invokes the `setJspBody()` method with a `JspFragment` object encapsulating the body of the tag. The tag handler implementation can call `invoke()` on that fragment to evaluate the body as many times as it needs.

A `SimpleTag` handler must have a public no-args constructor. Most `SimpleTag` handlers should extend `SimpleTagSupport`.

Lifecycle

The following is a non-normative, brief overview of the `SimpleTag` lifecycle. Refer to the JSP Specification for details.

1. A new tag handler instance is created each time by the container by calling the provided zero-args constructor. Unlike classic tag handlers, simple tag handlers are never cached and reused by the JSP container.
2. The `setJspContext()` and `setParent()` methods are called by the container. The `setParent()` method is only called if the element is nested within another tag invocation.
3. The setters for each attribute defined for this tag are called by the container.
4. If a body exists, the `setJspBody()` method is called by the container to set the body of this tag, as a `JspFragment`. If the action element is empty in the page, this method is not called at all.
5. The `doTag()` method is called by the container. All tag logic, iteration, body evaluations, etc. occur in this method.
6. The `doTag()` method returns and all variables are synchronized.

Since: JSP 2.0

See Also: [SimpleTagSupport₁₁₄](#)

Member Summary

Methods

```
void doTag() 112
JspTag getParent() 112
void setJspBody(JspFragment jspBody) 112
void setJspContext(javax.servlet.jsp.JspContext pc) 112
void setParent(JspTag parent) 113
```

Methods

doTag()

```
public void doTag()
    throws JspException, IOException
```

Called by the container to invoke this tag. The implementation of this method is provided by the tag library developer, and handles all tag processing, body iteration, etc.

The JSP container will resynchronize any AT_BEGIN and AT_END variables (defined by the associated tag file, TagExtraInfo, or TLD) after the invocation of doTag().

Throws:

[javax.servlet.jsp.JspException](#)₃₇ - If an error occurred while processing this tag.

[javax.servlet.jsp.SkipPageException](#)₆₅ - If the page that (either directly or indirectly) invoked this tag is to cease evaluation. A Simple Tag Handler generated from a tag file must throw this exception if an invoked Classic Tag Handler returned SKIP_PAGE or if an invoked Simple Tag Handler threw SkipPageException or if an invoked Jsp Fragment threw a SkipPageException.

[java.io.IOException](#) - If there was an error writing to the output stream.

getParent()

```
public javax.servlet.jsp.tagext.JspTag 108 getParent()
```

Returns the parent of this tag, for collaboration purposes.

Returns: the parent of this tag

setJspBody(JspFragment)

```
public void setJspBody(javax.servlet.jsp.tagext.JspFragment 105 jspBody)
```

Provides the body of this tag as a JspFragment object, able to be invoked zero or more times by the tag handler.

This method is invoked by the JSP page implementation object prior to doTag(). If the action element is empty in the page, this method is not called at all.

Parameters:

jspBody - The fragment encapsulating the body of this tag.

setJspContext(JspContext)

```
public void setJspContext(javax.servlet.jsp.JspContext 29 pc)
```

Called by the container to provide this tag handler with the `JspContext` for this invocation. An implementation should save this value.

Parameters:

`pc` - the page context for this invocation

See Also: [Tag.setPageContext\(PageContext\)](#) ¹²²

setParent(JspTag)

```
public void setParent(javax.servlet.jsp.tagext.JspTag108 parent)
```

Sets the parent of this tag, for collaboration purposes.

The container invokes this method only if this tag invocation is nested within another tag invocation.

Parameters:

`parent` - the tag that encloses this tag

javax.servlet.jsp.tagext SimpleTagSupport

Declaration

```
public class SimpleTagSupport implements SimpleTag111
```

```
java.lang.Object
```

```
|  
+-- javax.servlet.jsp.tagext.SimpleTagSupport
```

All Implemented Interfaces: [JspTag₁₀₈](#), [SimpleTag₁₁₁](#)

Description

A base class for defining tag handlers implementing SimpleTag.

The SimpleTagSupport class is a utility class intended to be used as the base class for new simple tag handlers. The SimpleTagSupport class implements the SimpleTag interface and adds additional convenience methods including getter methods for the properties in SimpleTag.

Since: JSP 2.0

Member Summary

Constructors

```
SimpleTagSupport() 115
```

Methods

```
void doTag() 115  
static JspTag findAncestorWithClass(JspTag from, java.lang.Class klass) 115  
protected JspFragment getJspBody() 116  
protected getJspContext() 116  
javax.servlet.jsp.JspContext  
JspTag getParent() 116  
void setJspBody(JspFragment jspBody) 116  
void setJspContext(javax.servlet.jsp.JspContext pc) 116  
void setParent(JspTag parent) 117
```

Inherited Member Summary

Methods inherited from class Object

```
clone(), equals(Object), finalize(), getClass(), hashCode(), notify(), notifyAll(),  
toString(), wait(), wait(long), wait(long, int)
```

Constructors

SimpleTagSupport()

```
public SimpleTagSupport ()
```

Sole constructor. (For invocation by subclass constructors, typically implicit.)

Methods

doTag()

```
public void doTag ()  
    throws JspException, IOException
```

Default processing of the tag does nothing.

Specified By: [doTag₁₁₂](#) in interface [SimpleTag₁₁₁](#)

Throws:

[javax.servlet.jsp.JspException₃₇](#) - Subclasses can throw JspException to indicate an error occurred while processing this tag.

[javax.servlet.jsp.SkipPageException₆₅](#) - If the page that (either directly or indirectly) invoked this tag is to cease evaluation. A Simple Tag Handler generated from a tag file must throw this exception if an invoked Classic Tag Handler returned SKIP_PAGE or if an invoked Simple Tag Handler threw SkipPageException or if an invoked Jsp Fragment threw a SkipPageException.

[java.io.IOException](#) - Subclasses can throw IOException if there was an error writing to the output stream

See Also: [SimpleTag.doTag\(\)₁₁₂](#)

findAncestorWithClass(JspTag, Class)

```
public static final javax.servlet.jsp.tagext.JspTag108  
    findAncestorWithClass (javax.servlet.jsp.tagext.JspTag108 from,  
    java.lang.Class klass)
```

Find the instance of a given class type that is closest to a given instance. This method uses the getParent method from the Tag and/or SimpleTag interfaces. This method is used for coordination among cooperating tags.

For every instance of TagAdapter encountered while traversing the ancestors, the tag handler returned by TagAdapter.getAdaptee() - instead of the TagAdapter itself - is compared to klass. If the tag handler matches, it - and not its TagAdapter - is returned.

The current version of the specification only provides one formal way of indicating the observable type of a tag handler: its tag handler implementation class, described in the tag-class subelement of the tag element. This is extended in an informal manner by allowing the tag library author to indicate in the description subelement an observable type. The type should be a subtype of the tag handler implementation class or void. This additional constraint can be exploited by a specialized container that knows about that specific tag library, as in the case of the JSP standard tag library.

`getJspBody()`

When a tag library author provides information on the observable type of a tag handler, client programmatic code should adhere to that constraint. Specifically, the Class passed to `findAncestorWithClass` should be a subtype of the observable type.

Parameters:

`from` - The instance from where to start looking.

`klass` - The subclass of `JspTag` or interface to be matched

Returns: the nearest ancestor that implements the interface or is an instance of the class specified

getJspBody()

```
protected javax.servlet.jsp.tagext.JspFragment105 getJspBody()
```

Returns the body passed in by the container via `setJspBody`.

Returns: the fragment encapsulating the body of this tag, or null if the action element is empty in the page.

getJspContext()

```
protected javax.servlet.jsp.JspContext29 getJspContext()
```

Returns the page context passed in by the container via `setJspContext`.

Returns: the page context for this invocation

getParent()

```
public javax.servlet.jsp.tagext.JspTag108 getParent()
```

Returns the parent of this tag, for collaboration purposes.

Specified By: `getParent112` in interface `SimpleTag111`

Returns: the parent of this tag

setJspBody(JspFragment)

```
public void setJspBody(javax.servlet.jsp.tagext.JspFragment105 jspBody)
```

Stores the provided `JspFragment`.

Specified By: `setJspBody112` in interface `SimpleTag111`

Parameters:

`jspBody` - The fragment encapsulating the body of this tag. If the action element is empty in the page, this method is not called at all.

See Also: `SimpleTag.setJspBody(JspFragment)112`

setJspContext(JspContext)

```
public void setJspContext(javax.servlet.jsp.JspContext29 pc)
```

Stores the provided JSP context in the private `jspContext` field. Subclasses can access the `JspContext` via `getJspContext()`.

Specified By: `setJspContext112` in interface `SimpleTag111`

Parameters:

`pc` - the page context for this invocation

See Also: [SimpleTag.setJspContext\(JspContext\)](#) ¹¹²

setParent(JspTag)

```
public void setParent(javax.servlet.jsp.tagext.JspTag108 parent)
```

Sets the parent of this tag, for collaboration purposes.

The container invokes this method only if this tag invocation is nested within another tag invocation.

Specified By: [setParent](#)¹¹³ in interface [SimpleTag](#)¹¹¹

Parameters:

`parent` - the tag that encloses this tag

javax.servlet.jsp.tagext Tag

Declaration

```
public interface Tag extends JspTag108
```

All Superinterfaces: [JspTag₁₀₈](#)

All Known Subinterfaces: [BodyTag₉₁](#), [IterationTag₁₀₂](#)

All Known Implementing Classes: [TagAdapter₁₂₃](#), [BodyTagSupport₉₅](#), [TagSupport₁₅₄](#)

Description

The interface of a classic tag handler that does not want to manipulate its body. The Tag interface defines the basic protocol between a Tag handler and JSP page implementation class. It defines the life cycle and the methods to be invoked at start and end tag.

Properties

The Tag interface specifies the setter and getter methods for the core pageContext and parent properties.

The JSP page implementation object invokes setPageContext and setParent, in that order, before invoking doStartTag() or doEndTag().

Methods

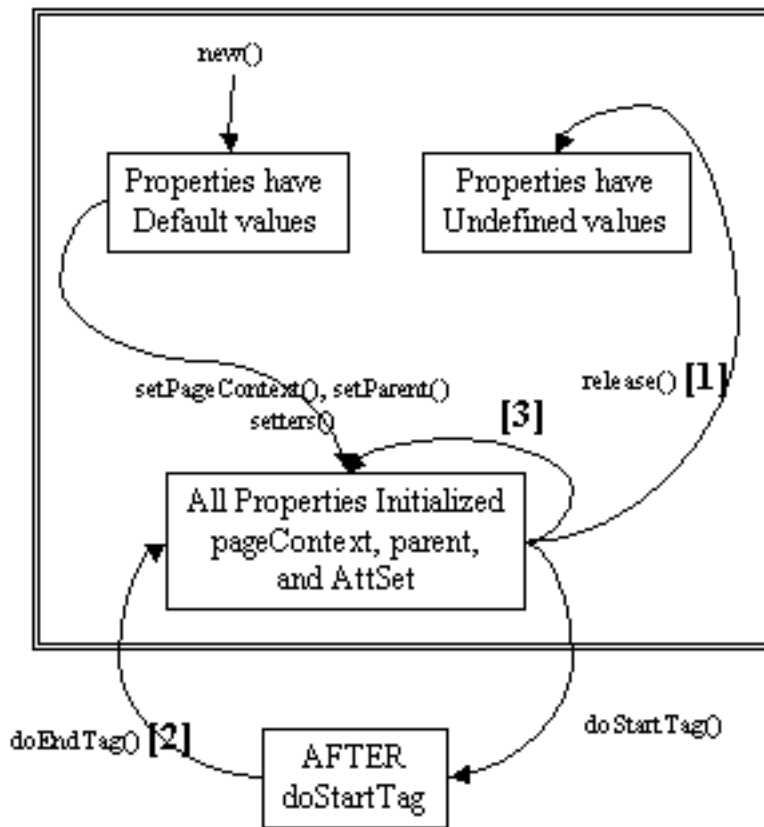
There are two main actions: doStartTag and doEndTag. Once all appropriate properties have been initialized, the doStartTag and doEndTag methods can be invoked on the tag handler. Between these invocations, the tag handler is assumed to hold a state that must be preserved. After the doEndTag invocation, the tag handler is available for further invocations (and it is expected to have retained its properties).

Lifecycle

Lifecycle details are described by the transition diagram below, with the following comments:

- [1] This transition is intended to be for releasing long-term data. no guarantees are assumed on whether any properties have been retained or not.
- [2] This transition happens if and only if the tag ends normally without raising an exception
- [3] Some setters may be called again before a tag handler is reused. For instance, setParent () is called if it's reused within the same page but at a different level, setPageContext () is called if it's used in another page, and attribute setters are called if the values differ or are expressed as request-time attribute values.
- Check the TryCatchFinally interface for additional details related to exception handling and resource management.

INIT PROTOCOL



Once all invocations on the tag handler are completed, the release method is invoked on it. Once a release method is invoked *all* properties, including parent and pageContext, are assumed to have been reset to an unspecified value. The page compiler guarantees that release() will be invoked on the Tag handler before the handler is released to the GC.

Empty and Non-Empty Action

If the TagLibraryDescriptor file indicates that the action must always have an empty action, by an <body-content> entry of “empty”, then the doStartTag() method must return SKIP_BODY.

Otherwise, the doStartTag() method may return SKIP_BODY or EVAL_BODY_INCLUDE.

If SKIP_BODY is returned the body, if present, is not evaluated.

If EVAL_BODY_INCLUDE is returned, the body is evaluated and “passed through” to the current out.

Member Summary

Fields

```

static int  EVAL_BODY_INCLUDE120
static int  EVAL_PAGE120
static int  SKIP_BODY120
static int  SKIP_PAGE120
    
```

Member Summary**Methods**

```
int doEndTag() 120
int doStartTag() 121
Tag getParent() 121
void release() 122
void setPageContext(javax.servlet.jsp.PageContext pc) 122
void setParent(Tag t) 122
```

Fields**EVAL_BODY_INCLUDE**

```
public static final int EVAL_BODY_INCLUDE
```

Evaluate body into existing out stream. Valid return value for doStartTag.

EVAL_PAGE

```
public static final int EVAL_PAGE
```

Continue evaluating the page. Valid return value for doEndTag().

SKIP_BODY

```
public static final int SKIP_BODY
```

Skip body evaluation. Valid return value for doStartTag and doAfterBody.

SKIP_PAGE

```
public static final int SKIP_PAGE
```

Skip the rest of the page. Valid return value for doEndTag.

Methods**doEndTag()**

```
public int doEndTag()
    throws JspException
```

Process the end tag for this instance. This method is invoked by the JSP page implementation object on all Tag handlers.

This method will be called after returning from doStartTag. The body of the action may or may not have been evaluated, depending on the return value of doStartTag.

If this method returns EVAL_PAGE, the rest of the page continues to be evaluated. If this method returns SKIP_PAGE, the rest of the page is not evaluated, the request is completed, and the doEndTag() methods of enclosing tags are not invoked. If this request was forwarded or included from another page (or Servlet), only the current page evaluation is stopped.

The JSP container will resynchronize the values of any AT_BEGIN and AT_END variables (defined by the associated TagExtraInfo or TLD) after the invocation of doEndTag().

Returns: indication of whether to continue evaluating the JSP page.

Throws:

[javax.servlet.jsp.JspException₃₇](#) - if an error occurred while processing this tag

doStartTag()

```
public int doStartTag()  
    throws JspException
```

Process the start tag for this instance. This method is invoked by the JSP page implementation object.

The doStartTag method assumes that the properties pageContext and parent have been set. It also assumes that any properties exposed as attributes have been set too. When this method is invoked, the body has not yet been evaluated.

This method returns Tag.EVAL_BODY_INCLUDE or BodyTag.EVAL_BODY_BUFFERED to indicate that the body of the action should be evaluated or SKIP_BODY to indicate otherwise.

When a Tag returns EVAL_BODY_INCLUDE the result of evaluating the body (if any) is included into the current “out” JspWriter as it happens and then doEndTag() is invoked.

BodyTag.EVAL_BODY_BUFFERED is only valid if the tag handler implements BodyTag.

The JSP container will resynchronize the values of any AT_BEGIN and NESTED variables (defined by the associated TagExtraInfo or TLD) after the invocation of doStartTag(), except for a tag handler implementing BodyTag whose doStartTag() method returns BodyTag.EVAL_BODY_BUFFERED.

Returns: EVAL_BODY_INCLUDE if the tag wants to process body, SKIP_BODY if it does not want to process it.

Throws:

[javax.servlet.jsp.JspException₃₇](#) - if an error occurred while processing this tag

See Also: [BodyTag₉₁](#)

getParent()

```
public javax.servlet.jsp.tagext.Tag118 getParent()
```

Get the parent (closest enclosing tag handler) for this tag handler.

The getParent() method can be used to navigate the nested tag handler structure at runtime for cooperation among custom actions; for example, the findAncestorWithClass() method in TagSupport provides a convenient way of doing this.

The current version of the specification only provides one formal way of indicating the observable type of a tag handler: its tag handler implementation class, described in the tag-class subelement of the tag element. This is extended in an informal manner by allowing the tag library author to indicate in the description subelement an observable type. The type should be a subtype of the tag handler implementation class or void. This additional constraint can be exploited by a specialized container that knows about that specific tag library, as in the case of the JSP standard tag library.

Returns: the current parent, or null if none.

See Also: [TagSupport.findAncestorWithClass\(Tag, Class\)₁₅₆](#)

Tag

javax.servlet.jsp.tagext

release()

release()

```
public void release()
```

Called on a Tag handler to release state. The page compiler guarantees that JSP page implementation objects will invoke this method on all tag handlers, but there may be multiple invocations on doStartTag and doEndTag in between.

setPageContext(PageContext)

```
public void setPageContext(javax.servlet.jsp.PageContext56 pc)
```

Set the current page context. This method is invoked by the JSP page implementation object prior to doStartTag().

This value is **not** reset by doEndTag() and must be explicitly reset by a page implementation if it changes between calls to doStartTag().

Parameters:

pc - The page context for this tag handler.

setParent(Tag)

```
public void setParent(javax.servlet.jsp.tagext.Tag118 t)
```

Set the parent (closest enclosing tag handler) of this tag handler. Invoked by the JSP page implementation object prior to doStartTag().

This value is **not** reset by doEndTag() and must be explicitly reset by a page implementation.

Parameters:

t - The parent tag, or null.

javax.servlet.jsp.tagext TagAdapter

Declaration

```
public class TagAdapter implements Tag118
```

```
java.lang.Object
|
+--javax.servlet.jsp.tagext.TagAdapter
```

All Implemented Interfaces: [JspTag₁₀₈](#), [Tag₁₁₈](#)

Description

Wraps any SimpleTag and exposes it using a Tag interface. This is used to allow collaboration between classic Tag handlers and SimpleTag handlers.

Because SimpleTag does not extend Tag, and because Tag.setParent() only accepts a Tag instance, a classic tag handler (one that implements Tag) cannot have a SimpleTag as its parent. To remedy this, a TagAdapter is created to wrap the SimpleTag parent, and the adapter is passed to setParent() instead. A classic Tag Handler can call getAdaptee() to retrieve the encapsulated SimpleTag instance.

Since: JSP 2.0

Member Summary

Constructors

```
TagAdapter\(SimpleTag adaptee\) 124
```

Methods

```
int   doEndTag\(\) 124
int   doStartTag\(\) 124
JspTag getAdaptee\(\) 124
Tag   getParent\(\) 124
void  release\(\) 125
void  setPageContext\(javax.servlet.jsp.PageContext pc\) 125
void  setParent\(Tag parentTag\) 125
```

Inherited Member Summary

Fields inherited from interface [Tag₁₁₈](#)

```
EVAL\_BODY\_INCLUDE120, EVAL\_PAGE120, SKIP\_BODY120, SKIP\_PAGE120
```

Methods inherited from class [Object](#)

```
clone(), equals(Object), finalize(), getClass(), hashCode(), notify(), notifyAll(),
toString(), wait(), wait(long), wait(long, int)
```

Constructors

TagAdapter(SimpleTag)

```
public TagAdapter(javax.servlet.jsp.tagext.SimpleTag111 adaptee)
```

Creates a new TagAdapter that wraps the given SimpleTag and returns the parent tag when getParent() is called.

Parameters:

adaptee - The SimpleTag being adapted as a Tag.

Methods

doEndTag()

```
public int doEndTag()  
    throws JspException
```

Must not be called.

Specified By: [doEndTag₁₂₀](#) in interface [Tag₁₁₈](#)

Returns: always throws UnsupportedOperationException

Throws:

[java.lang.UnsupportedOperationException](#) - Must not be called

[javax.servlet.jsp.JspException₃₇](#) - never thrown

doStartTag()

```
public int doStartTag()  
    throws JspException
```

Must not be called.

Specified By: [doStartTag₁₂₁](#) in interface [Tag₁₁₈](#)

Returns: always throws UnsupportedOperationException

Throws:

[java.lang.UnsupportedOperationException](#) - Must not be called

[javax.servlet.jsp.JspException₃₇](#) - never thrown

getAdaptee()

```
public javax.servlet.jsp.tagext.JspTag108 getAdaptee()
```

Gets the tag that is being adapted to the Tag interface. This should be an instance of SimpleTag in JSP 2.0, but room is left for other kinds of tags in future spec versions.

Returns: the tag that is being adapted

getParent()

```
public javax.servlet.jsp.tagext.Tag118 getParent()
```

Returns the parent of this tag, which is always `getAdaptee().getParent()`. This will either be the enclosing Tag (if `getAdaptee().getParent()` implements `Tag`), or an adapter to the enclosing Tag (if `getAdaptee().getParent()` does not implement `Tag`).

Specified By: `getParent121` in interface `Tag118`

Returns: The parent of the tag being adapted.

release()

```
public void release()
```

Must not be called.

Specified By: `release122` in interface `Tag118`

Throws:

`java.lang.UnsupportedOperationException` - Must not be called

setPageContext(PageContext)

```
public void setPageContext(javax.servlet.jsp.PageContext56 pc)
```

Must not be called.

Specified By: `setPageContext122` in interface `Tag118`

Parameters:

`pc` - ignored.

Throws:

`java.lang.UnsupportedOperationException` - Must not be called

setParent(Tag)

```
public void setParent(javax.servlet.jsp.tagext.Tag118 parentTag)
```

Must not be called. The parent of this tag is always `getAdaptee().getParent()`.

Specified By: `setParent122` in interface `Tag118`

Parameters:

`parentTag` - ignored.

Throws:

`java.lang.UnsupportedOperationException` - Must not be called.

 setParent(Tag)

javax.servlet.jsp.tagext TagAttributeInfo

Declaration

```
public class TagAttributeInfo
```

```
java.lang.Object
|
+-- javax.servlet.jsp.tagext.TagAttributeInfo
```

Description

Information on the attributes of a Tag, available at translation time. This class is instantiated from the Tag Library Descriptor file (TLD).

Only the information needed to generate code is included here. Other information like SCHEMA for validation belongs elsewhere.

Note from the Expert Group:

This should have been designed as an interface. Every time we change the TLD, we need to add a new constructor to this class (not good). This class should only be instantiated by container implementations (not by JSP developers).

Member Summary

Fields

```
static ID127
java.lang.String
```

Constructors

```
TagAttributeInfo(java.lang.String name, boolean required,
java.lang.String type, boolean reqTime)127
TagAttributeInfo(java.lang.String name, boolean required,
java.lang.String type, boolean reqTime, boolean fragment)127
TagAttributeInfo(java.lang.String name, boolean required,
java.lang.String type, boolean reqTime, boolean fragment,
java.lang.String description, boolean deferredValue, boolean
deferredMethod, java.lang.String expectedTypeName,
java.lang.String methodSignature)128
```

Methods

```
boolean canBeRequestTime()128
java.lang.String getDescription()128
java.lang.String getExpectedTypeName()129
static TagAttributeInfo[] getIdAttribute(TagAttributeInfo[] a)129
java.lang.String getMethodSignature()129
java.lang.String getName()129
java.lang.String getTypeName()129
boolean isDeferredMethod()129
boolean isDeferredValue()130
boolean isFragment()130
boolean isRequired()130
```


Member Summary

```
java.lang.String toString()130
```

Inherited Member Summary**Methods inherited from class Object**

```
clone(), equals(Object), finalize(), getClass(), hashCode(), notify(), notifyAll(),
wait(), wait(long), wait(long, int)
```

Fields

ID

```
public static final java.lang.String ID
```

“id” is wired in to be ID. There is no real benefit in having it be something else IDREFs are not handled any differently.

Constructors

TagAttributeInfo(String, boolean, String, boolean)

```
public TagAttributeInfo(java.lang.String name, boolean required, java.lang.String type,
    boolean reqTime)
```

Constructor for TagAttributeInfo. This class is to be instantiated only from the TagLibrary code under request from some JSP code that is parsing a TLD (Tag Library Descriptor).

Parameters:

- name - The name of the attribute.
- required - If this attribute is required in tag instances.
- type - The name of the type of the attribute.
- reqTime - Whether this attribute holds a request-time Attribute.

TagAttributeInfo(String, boolean, String, boolean, boolean)

```
public TagAttributeInfo(java.lang.String name, boolean required, java.lang.String type,
    boolean reqTime, boolean fragment)
```

JSP 2.0 Constructor for TagAttributeInfo. This class is to be instantiated only from the TagLibrary code under request from some JSP code that is parsing a TLD (Tag Library Descriptor).

Parameters:

- name - The name of the attribute.
- required - If this attribute is required in tag instances.
- type - The name of the type of the attribute.

TagAttributeInfo

javax.servlet.jsp.tagext

TagAttributeInfo(String, boolean, String, boolean, boolean, String, boolean, boolean, String, String)

reqTime - Whether this attribute holds a request-time Attribute.

fragment - Whether this attribute is of type JspFragment

Since: JSP 2.0

TagAttributeInfo(String, boolean, String, boolean, boolean, String, boolean, boolean, String, String)

```
public TagAttributeInfo(java.lang.String name, boolean required, java.lang.String type,
    boolean reqTime, boolean fragment, java.lang.String description,
    boolean deferredValue, boolean deferredMethod,
    java.lang.String expectedTypeName, java.lang.String methodSignature)
```

JSP 2.1 Constructor for TagAttributeInfo. This class is to be instantiated only from the TagLibrary code under request from some JSP code that is parsing a TLD (Tag Library Descriptor).

Parameters:

name - The name of the attribute.

required - If this attribute is required in tag instances.

type - The name of the type of the attribute.

reqTime - Whether this attribute holds a request-time Attribute.

fragment - Whether this attribute is of type JspFragment

description - The description of the attribute.

deferredValue - Whether this attribute is a deferred value.

deferredMethod - Whether this attribute is a deferred method. rtexpr or deferred value.

expectedTypeName - The name of the expected type of this deferred value (or null if this is not a deferred value).

methodSignature - The expected method signature of this deferred method (or null if this is not a deferred method).

Since: JSP 2.1

Methods

canBeRequestTime()

```
public boolean canBeRequestTime()
```

Whether this attribute has been specified in the TLD as rtexprvalue. If true, this means the attribute can hold a request-time value.

Returns: true if the attribute has been specified in the TLD as rtexprvalue

getDescription()

```
public java.lang.String getDescription()
```

Gets the description string of this tag attribute.

Returns: the description string of this tag attribute

getExpectedTypeName()

```
public java.lang.String getExpectedTypeName()
```

Returns the name of the expected type (as a String) of this deferred value attribute.

This method returns null if `isDeferredValue()` returns false.

Returns: the name of the expected type

Since: JSP 2.1

getIdAttribute(TagAttributeInfo[])

```
public static javax.servlet.jsp.tagext.TagAttributeInfo126  
getIdAttribute(javax.servlet.jsp.tagext.TagAttributeInfo[]126 a)
```

Convenience static method that goes through an array of TagAttributeInfo objects and looks for “id”.

Parameters:

a - An array of TagAttributeInfo

Returns: The TagAttributeInfo reference with name “id”

getMethodSignature()

```
public java.lang.String getMethodSignature()
```

Returns the expected method signature of this deferred method attribute.

This method returns null if `isDeferredMethod()` returns false.

Returns: the method signature

Since: JSP 2.1

getName()

```
public java.lang.String getName()
```

The name of this attribute.

Returns: the name of the attribute

getTypeName()

```
public java.lang.String getTypeName()
```

The type (as a String) of this attribute.

This method must return “`javax.el.ValueExpression`” if `isDeferredValue()` returns true and `canBeRequestTime()` returns false. It must return “`javax.el.MethodExpression`” if `isDeferredMethod()` returns true. It must return “`java.lang.Object`” if `isDeferredValue()` returns true and `canBeRequestTime()` returns true.

Returns: the type of the attribute

isDeferredMethod()

```
public boolean isDeferredMethod()
```

Returns true if this attribute is to be passed a `MethodExpression` so that expression evaluation can be deferred.

isDeferredValue()

If this method returns `true`, then `getTypeName()` must return `"javax.el.MethodExpression"`.

The `getMethodSignature()` method can be used to retrieve the expected method signature this method expression will be constructed with.

Returns: `true` if this attribute accepts a deferred method; `false` otherwise.

Since: JSP 2.1

isDeferredValue()

```
public boolean isDeferredValue()
```

Returns `true` if this attribute is to be passed a `ValueExpression` so that expression evaluation can be deferred.

If this method returns `true`, then `getTypeName()` must return `"javax.el.ValueExpression"`.

The `getExpectedType()` method can be used to retrieve the expected type this value expression will be constructed with.

Returns: `true` if this attribute accepts a deferred value; `false` otherwise.

Since: JSP 2.1

isFragment()

```
public boolean isFragment()
```

Whether this attribute is of type `JspFragment`.

Returns: if the attribute is of type `JspFragment`

Since: JSP 2.0

isRequired()

```
public boolean isRequired()
```

Whether this attribute is required.

Returns: if the attribute is required.

toString()

```
public java.lang.String toString()
```

Returns a `String` representation of this `TagAttributeInfo`, suitable for debugging purposes.

Overrides: `toString` in class `Object`

Returns: a `String` representation of this `TagAttributeInfo`

javax.servlet.jsp.tagext TagData

Declaration

public class **TagData** implements java.lang.Cloneable

```
java.lang.Object
|
+-- javax.servlet.jsp.tagext.TagData
```

All Implemented Interfaces: java.lang.Cloneable

Description

The (translation-time only) attribute/value information for a tag instance.

TagData is only used as an argument to the isValid, validate, and getVariableInfo methods of TagExtraInfo, which are invoked at translation time.

Member Summary

Fields

static [REQUEST_TIME_VALUE](#)₁₃₂
java.lang.Object

Constructors

[TagData\(java.util.Hashtable attrs\)](#)₁₃₂
[TagData\(java.lang.Object\[\]\[\] atts\)](#)₁₃₂

Methods

java.lang.Object [getAttribute\(java.lang.String attName\)](#)₁₃₂
java.util.Enumeration [getAttributes\(\)](#)₁₃₃
java.lang.String [getAttributeString\(java.lang.String attName\)](#)₁₃₃
java.lang.String [getId\(\)](#)₁₃₃
void [setAttribute\(java.lang.String attName, java.lang.Object value\)](#)₁₃₃

Inherited Member Summary

Methods inherited from class Object

clone(), equals(Object), finalize(), getClass(), hashCode(), notify(), notifyAll(), toString(), wait(), wait(long), wait(long, int)

Fields

REQUEST_TIME_VALUE

```
public static final java.lang.Object REQUEST_TIME_VALUE
```

Distinguished value for an attribute to indicate its value is a request-time expression (which is not yet available because TagData instances are used at translation-time).

Constructors

TagData(Object[][])

```
public TagData(java.lang.Object[][] atts)
```

Constructor for TagData.

A typical constructor may be

```
static final Object[][] att = {{"connection", "conn0"}, {"id", "query0"}};  
static final TagData td = new TagData(att);
```

All values must be Strings except for those holding the distinguished object REQUEST_TIME_VALUE.

Parameters:

`atts` - the static attribute and values. May be null.

TagData(Hashtable)

```
public TagData(java.util.Hashtable attrs)
```

Constructor for a TagData. If you already have the attributes in a hashtable, use this constructor.

Parameters:

`attrs` - A hashtable to get the values from.

Methods

getAttribute(String)

```
public java.lang.Object getAttribute(java.lang.String attName)
```

The value of the attribute. If a static value is specified for an attribute that accepts a request-time attribute expression then that static value is returned, even if the value is provided in the body of a <jsp:attribute> action. The distinguished object REQUEST_TIME_VALUE is only returned if the value is specified as a request-time attribute expression or via the <jsp:attribute> action with a body that contains dynamic content (scriptlets, scripting expressions, EL expressions, standard actions, or custom actions). Returns null if the attribute is not set.

Parameters:

`attName` - the name of the attribute

Returns: the attribute's value

getAttributes()

```
public java.util.Enumeration getAttributes()
```

Enumerates the attributes.

Returns: An enumeration of the attributes in a TagData

getAttributeString(String)

```
public java.lang.String getAttributeString(java.lang.String attName)
```

Get the value for a given attribute.

Parameters:

attName - the name of the attribute

Returns: the attribute value string

Throws:

java.lang.ClassCastException - if attribute value is not a String

getId()

```
public java.lang.String getId()
```

The value of the tag's id attribute.

Returns: the value of the tag's id attribute, or null if no such attribute was specified.

setAttribute(String, Object)

```
public void setAttribute(java.lang.String attName, java.lang.Object value)
```

Set the value of an attribute.

Parameters:

attName - the name of the attribute

value - the value.

javax.servlet.jsp.tagext TagExtraInfo

Declaration

```
public abstract class TagExtraInfo
```

```
java.lang.Object  
|  
+--javax.servlet.jsp.tagext.TagExtraInfo
```

Description

Optional class provided by the tag library author to describe additional translation-time information not described in the TLD. The TagExtraInfo class is mentioned in the Tag Library Descriptor file (TLD).

This class can be used:

- to indicate that the tag defines scripting variables
- to perform translation-time validation of the tag attributes.

It is the responsibility of the JSP translator that the initial value to be returned by calls to `getTagInfo()` corresponds to a `TagInfo` object for the tag being translated. If an explicit call to `setTagInfo()` is done, then the object passed will be returned in subsequent calls to `getTagInfo()`.

The only way to affect the value returned by `getTagInfo()` is through a `setTagInfo()` call, and thus, `TagExtraInfo.setTagInfo()` is to be called by the JSP translator, with a `TagInfo` object that corresponds to the tag being translated. The call should happen before any invocation on `validate()` and before any invocation on `getVariableInfo()`.

NOTE: It is a (translation time) error for a tag definition in a TLD with one or more variable subelements to have an associated `TagExtraInfo` implementation that returns a `VariableInfo` array with one or more elements from a call to `getVariableInfo()`.

Member Summary

Constructors

[TagExtraInfo\(\)](#) 135

Methods

TagInfo	getTagInfo() <small>135</small>
VariableInfo[]	getVariableInfo(TagData data) <small>135</small>
boolean	isValid(TagData data) <small>135</small>
void	setTagInfo(TagInfo tagInfo) <small>135</small>
ValidationMessage[]	validate(TagData data) <small>136</small>

Inherited Member Summary

Methods inherited from class `Object`

Inherited Member Summary

`clone()`, `equals(Object)`, `finalize()`, `getClass()`, `hashCode()`, `notify()`, `notifyAll()`, `toString()`, `wait()`, `wait(long)`, `wait(long, int)`

Constructors

TagExtraInfo()

```
public TagExtraInfo()
```

Sole constructor. (For invocation by subclass constructors, typically implicit.)

Methods

getTagInfo()

```
public final javax.servlet.jsp.tagext.TagInfo139 getTagInfo()
```

Get the TagInfo for this class.

Returns: the taginfo instance this instance is extending

getVariableInfo(TagData)

```
public javax.servlet.jsp.tagext.VariableInfo[]165
    getVariableInfo(javax.servlet.jsp.tagext.TagData131 data)
```

information on scripting variables defined by the tag associated with this TagExtraInfo instance. Request-time attributes are indicated as such in the TagData parameter.

Parameters:

`data` - The TagData instance.

Returns: An array of VariableInfo data, or null or a zero length array if no scripting variables are to be defined.

isValid(TagData)

```
public boolean isValid(javax.servlet.jsp.tagext.TagData131 data)
```

Translation-time validation of the attributes. Request-time attributes are indicated as such in the TagData parameter. Note that the preferred way to do validation is with the `validate()` method, since it can return more detailed information.

Parameters:

`data` - The TagData instance.

Returns: Whether this tag instance is valid.

See Also: [validate\(TagData\)](#) ₁₃₆

setTagInfo(TagInfo)

```
public final void setTagInfo(javax.servlet.jsp.tagext.TagInfo139 tagInfo)
```

`validate(TagData)`

Set the TagInfo for this class.

Parameters:

`tagInfo` - The TagInfo this instance is extending

validate(TagData)

```
public javax.servlet.jsp.tagext.ValidationMessage[]163  
    validate(javax.servlet.jsp.tagext.TagData131 data)
```

Translation-time validation of the attributes. Request-time attributes are indicated as such in the TagData parameter. Because of the higher quality validation messages possible, this is the preferred way to do validation (although `isValid()` still works).

JSP 2.0 and higher containers call `validate()` instead of `isValid()`. The default implementation of this method is to call `isValid()`. If `isValid()` returns false, a generic `ValidationMessage[]` is returned indicating `isValid()` returned false.

Parameters:

`data` - The TagData instance.

Returns: A null object, or zero length array if no errors, an array of `ValidationMessages` otherwise.

Since: JSP 2.0

javax.servlet.jsp.tagext TagFileInfo

Declaration

```
public class TagFileInfo
    java.lang.Object
    |
    +--javax.servlet.jsp.tagext.TagFileInfo
```

Description

Tag information for a tag file in a Tag Library; This class is instantiated from the Tag Library Descriptor file (TLD) and is available only at translation time.

Since: JSP 2.0

Member Summary

Constructors

```
TagFileInfo(java.lang.String name, java.lang.String path,
TagInfo tagInfo)137
```

Methods

```
java.lang.String getName()138
java.lang.String getPath()138
TagInfo getTagInfo()138
```

Inherited Member Summary

Methods inherited from class Object

```
clone(), equals(Object), finalize(), getClass(), hashCode(), notify(), notifyAll(),
toString(), wait(), wait(long), wait(long, int)
```

Constructors

TagFileInfo(String, String, TagInfo)

```
public TagFileInfo(java.lang.String name, java.lang.String path,
    javax.servlet.jsp.tagext.TagInfo139 tagInfo)
```

Constructor for TagFileInfo from data in the JSP 2.0 format for TLD. This class is to be instantiated only from the TagLibrary code under request from some JSP code that is parsing a TLD (Tag Library Descriptor). Note that, since TagLibibraryInfo reflects both TLD information and taglib directive

getName()

information, a TagFileInfo instance is dependent on a taglib directive. This is probably a design error, which may be fixed in the future.

Parameters:

`name` - The unique action name of this tag

`path` - Where to find the .tag file implementing this action, relative to the location of the TLD file.

`tagInfo` - The detailed information about this tag, as parsed from the directives in the tag file.

Methods

getName()

```
public java.lang.String getName()
```

The unique action name of this tag.

Returns: The (short) name of the tag.

getPath()

```
public java.lang.String getPath()
```

Where to find the .tag file implementing this action.

Returns: The path of the tag file, relative to the TLD, or “.” if the tag file was defined in an implicit tag file.

getTagInfo()

```
public javax.servlet.jsp.tagext.TagInfo139 getTagInfo()
```

Returns information about this tag, parsed from the directives in the tag file.

Returns: a TagInfo object containing information about this tag

javax.servlet.jsp.tagext TagInfo

Declaration

```
public class TagInfo
```

```
java.lang.Object
|
+-- javax.servlet.jsp.tagext.TagInfo
```

Description

Tag information for a tag in a Tag Library; This class is instantiated from the Tag Library Descriptor file (TLD) and is available only at translation time.

Member Summary

Fields

```

        static BODY\_CONTENT\_EMPTY140
java.lang.String
        static BODY\_CONTENT\_JSP140
java.lang.String
        static BODY\_CONTENT\_SCRIPTLESS140
java.lang.String
        static BODY\_CONTENT\_TAG\_DEPENDENT140
java.lang.String
```

Constructors

```

TagInfo(java.lang.String tagName, java.lang.String
tagClassName, java.lang.String bodycontent, java.lang.String
infoString, TagLibraryInfo taglib, TagExtraInfo tagExtraInfo,
TagAttributeInfo[] attributeInfo) 141
TagInfo(java.lang.String tagName, java.lang.String
tagClassName, java.lang.String bodycontent, java.lang.String
infoString, TagLibraryInfo taglib, TagExtraInfo tagExtraInfo,
TagAttributeInfo[] attributeInfo, java.lang.String
displayName, java.lang.String smallIcon, java.lang.String
largeIcon, TagVariableInfo[] tvi) 141
TagInfo(java.lang.String tagName, java.lang.String
tagClassName, java.lang.String bodycontent, java.lang.String
infoString, TagLibraryInfo taglib, TagExtraInfo tagExtraInfo,
TagAttributeInfo[] attributeInfo, java.lang.String
displayName, java.lang.String smallIcon, java.lang.String
largeIcon, TagVariableInfo[] tvi, boolean
dynamicAttributes) 142
```

Methods

```

TagAttributeInfo[] getAttributes\(\) 142
java.lang.String getBodyContent\(\) 143
java.lang.String getDisplayName\(\) 143
java.lang.String getInfoString\(\) 143
java.lang.String getLargeIcon\(\) 143
java.lang.String getSmallIcon\(\) 143
```

Member Summary

java.lang.String	getTagClassName() <small>143</small>
TagExtraInfo	getTagExtraInfo() <small>143</small>
TagLibraryInfo	getTagLibrary() <small>143</small>
java.lang.String	getTagName() <small>144</small>
TagVariableInfo[]	getTagVariableInfos() <small>144</small>
VariableInfo[]	getVariableInfo(TagData data) <small>144</small>
boolean	hasDynamicAttributes() <small>144</small>
boolean	isValid(TagData data) <small>144</small>
void	setTagExtraInfo(TagExtraInfo tei) <small>144</small>
void	setTagLibrary(TagLibraryInfo tl) <small>145</small>
ValidationMessage[]	validate(TagData data) <small>145</small>

Inherited Member Summary**Methods inherited from class Object**

[clone\(\)](#), [equals\(Object\)](#), [finalize\(\)](#), [getClass\(\)](#), [hashCode\(\)](#), [notify\(\)](#), [notifyAll\(\)](#), [toString\(\)](#), [wait\(\)](#), [wait\(long\)](#), [wait\(long, int\)](#)

Fields**BODY_CONTENT_EMPTY**

```
public static final java.lang.String BODY_CONTENT_EMPTY
```

Static constant for [getBodyContent\(\)](#) when it is empty.

BODY_CONTENT_JSP

```
public static final java.lang.String BODY_CONTENT_JSP
```

Static constant for [getBodyContent\(\)](#) when it is JSP.

BODY_CONTENT_SCRIPTLESS

```
public static final java.lang.String BODY_CONTENT_SCRIPTLESS
```

Static constant for [getBodyContent\(\)](#) when it is scriptless.

Since: JSP 2.0

BODY_CONTENT_TAG_DEPENDENT

```
public static final java.lang.String BODY_CONTENT_TAG_DEPENDENT
```

Static constant for [getBodyContent\(\)](#) when it is Tag dependent.

Constructors

TagInfo(String, String, String, String, TagLibraryInfo, TagExtraInfo, TagAttributeInfo[])

```
public TagInfo(java.lang.String tagName, java.lang.String tagClassName,  
               java.lang.String bodycontent, java.lang.String infoString,  
               javax.servlet.jsp.tagext.TagLibraryInfo146 taglib,  
               javax.servlet.jsp.tagext.TagExtraInfo134 tagExtraInfo,  
               javax.servlet.jsp.tagext.TagAttributeInfo[]126 attributeInfo)
```

Constructor for TagInfo from data in the JSP 1.1 format for TLD. This class is to be instantiated only from the TagLibrary code under request from some JSP code that is parsing a TLD (Tag Library Descriptor). Note that, since TagLibraryInfo reflects both TLD information and taglib directive information, a TagInfo instance is dependent on a taglib directive. This is probably a design error, which may be fixed in the future.

Parameters:

tagName - The name of this tag

tagClassName - The name of the tag handler class

bodycontent - Information on the body content of these tags

infoString - The (optional) string information for this tag

taglib - The instance of the tag library that contains us.

tagExtraInfo - The instance providing extra Tag info. May be null

attributeInfo - An array of AttributeInfo data from descriptor. May be null;

TagInfo(String, String, String, String, TagLibraryInfo, TagExtraInfo, TagAttributeInfo[], String, String, String, TagVariableInfo[])

```
public TagInfo(java.lang.String tagName, java.lang.String tagClassName,  
               java.lang.String bodycontent, java.lang.String infoString,  
               javax.servlet.jsp.tagext.TagLibraryInfo146 taglib,  
               javax.servlet.jsp.tagext.TagExtraInfo134 tagExtraInfo,  
               javax.servlet.jsp.tagext.TagAttributeInfo[]126 attributeInfo,  
               java.lang.String displayName, java.lang.String smallIcon,  
               java.lang.String largeIcon,  
               javax.servlet.jsp.tagext.TagVariableInfo[]159 tvi)
```

Constructor for TagInfo from data in the JSP 1.2 format for TLD. This class is to be instantiated only from the TagLibrary code under request from some JSP code that is parsing a TLD (Tag Library Descriptor). Note that, since TagLibraryInfo reflects both TLD information and taglib directive information, a TagInfo instance is dependent on a taglib directive. This is probably a design error, which may be fixed in the future.

Parameters:

tagName - The name of this tag

tagClassName - The name of the tag handler class

bodycontent - Information on the body content of these tags

infoString - The (optional) string information for this tag

taglib - The instance of the tag library that contains us.

tagExtraInfo - The instance providing extra Tag info. May be null

attributeInfo - An array of AttributeInfo data from descriptor. May be null;

TagInfo

javax.servlet.jsp.tagext

TagInfo(String, String, String, String, TagLibraryInfo, TagExtraInfo, TagAttributeInfo[], String, String, String,

displayName - A short name to be displayed by tools

smallIcon - Path to a small icon to be displayed by tools

largeIcon - Path to a large icon to be displayed by tools

tvi - An array of a TagVariableInfo (or null)

TagInfo(String, String, String, String, TagLibraryInfo, TagExtraInfo, TagAttributeInfo[], String, String, String, TagVariableInfo[], boolean)

```
public TagInfo(java.lang.String tagName, java.lang.String tagName,
    java.lang.String bodycontent, java.lang.String infoString,
    javax.servlet.jsp.tagext.TagLibraryInfo146 taglib,
    javax.servlet.jsp.tagext.TagExtraInfo134 tagExtraInfo,
    javax.servlet.jsp.tagext.TagAttributeInfo[]126 attributeInfo,
    java.lang.String displayName, java.lang.String smallIcon,
    java.lang.String largeIcon,
    javax.servlet.jsp.tagext.TagVariableInfo[]159 tvi,
    boolean dynamicAttributes)
```

Constructor for TagInfo from data in the JSP 2.0 format for TLD. This class is to be instantiated only from the TagLibrary code under request from some JSP code that is parsing a TLD (Tag Library Descriptor). Note that, since TagLibraryInfo reflects both TLD information and taglib directive information, a TagInfo instance is dependent on a taglib directive. This is probably a design error, which may be fixed in the future.

Parameters:

tagName - The name of this tag

tagClassName - The name of the tag handler class

bodycontent - Information on the body content of these tags

infoString - The (optional) string information for this tag

taglib - The instance of the tag library that contains us.

tagExtraInfo - The instance providing extra Tag info. May be null

attributeInfo - An array of AttributeInfo data from descriptor. May be null;

displayName - A short name to be displayed by tools

smallIcon - Path to a small icon to be displayed by tools

largeIcon - Path to a large icon to be displayed by tools

tvi - An array of a TagVariableInfo (or null)

dynamicAttributes - True if supports dynamic attributes

Since: JSP 2.0

Methods

getAttributes()

```
public javax.servlet.jsp.tagext.TagAttributeInfo[]126 getAttributes ()
```

Attribute information (in the TLD) on this tag. The return is an array describing the attributes of this tag, as indicated in the TLD.

Returns: The array of TagAttributeInfo for this tag, or a zero-length array if the tag has no attributes.

getBodyContent()

```
public java.lang.String getBodyContent()
```

The bodycontent information for this tag. If the bodycontent is not defined for this tag, the default of JSP will be returned.

Returns: the body content string.

getDisplayName()

```
public java.lang.String getDisplayName()
```

Get the displayName.

Returns: A short name to be displayed by tools, or null if not defined

getInfoString()

```
public java.lang.String getInfoString()
```

The information string for the tag.

Returns: the info string, or null if not defined

getLargeIcon()

```
public java.lang.String getLargeIcon()
```

Get the path to the large icon.

Returns: Path to a large icon to be displayed by tools, or null if not defined

getSmallIcon()

```
public java.lang.String getSmallIcon()
```

Get the path to the small icon.

Returns: Path to a small icon to be displayed by tools, or null if not defined

getTagClassName()

```
public java.lang.String getTagClassName()
```

Name of the class that provides the handler for this tag.

Returns: The name of the tag handler class.

getTagExtraInfo()

```
public javax.servlet.jsp.tagext.TagExtraInfo134 getTagExtraInfo()
```

The instance (if any) for extra tag information.

Returns: The TagExtraInfo instance, if any.

getTagLibrary()

```
public javax.servlet.jsp.tagext.TagLibraryInfo146 getTagLibrary()
```

TagInfo

javax.servlet.jsp.tagext

getTagName()

The instance of TagLibraryInfo we belong to.

Returns: the tag library instance we belong to

getTagName()

```
public java.lang.String getTagName()
```

The name of the Tag.

Returns: The (short) name of the tag.

getTagVariableInfos()

```
public javax.servlet.jsp.tagext.TagVariableInfo[] getTagVariableInfos()
```

Get TagVariableInfo objects associated with this TagInfo.

Returns: Array of TagVariableInfo objects corresponding to variables declared by this tag, or a zero length array if no variables have been declared

getVariableInfo(TagData)

```
public javax.servlet.jsp.tagext.VariableInfo[] getVariableInfo(javax.servlet.jsp.tagext.TagData data)
```

Information on the scripting objects created by this tag at runtime. This is a convenience method on the associated TagExtraInfo class.

Parameters:

`data` - TagData describing this action.

Returns: if a TagExtraInfo object is associated with this TagInfo, the result of `getTagExtraInfo().getVariableInfo(data)`, otherwise null.

hasDynamicAttributes()

```
public boolean hasDynamicAttributes()
```

Get dynamicAttributes associated with this TagInfo.

Returns: True if tag handler supports dynamic attributes

Since: JSP 2.0

isValid(TagData)

```
public boolean isValid(javax.servlet.jsp.tagext.TagData data)
```

Translation-time validation of the attributes. This is a convenience method on the associated TagExtraInfo class.

Parameters:

`data` - The translation-time TagData instance.

Returns: Whether the data is valid.

setTagExtraInfo(TagExtraInfo)

```
public void setTagExtraInfo(javax.servlet.jsp.tagext.TagExtraInfo tei)
```

Set the instance for extra tag information.

Parameters:

tei - the TagExtraInfo instance

setTagLibrary(TagLibraryInfo)

```
public void setTagLibrary(javax.servlet.jsp.tagext.TagLibraryInfo146 t1)
```

Set the TagLibraryInfo property. Note that a TagLibraryInfo element is dependent not just on the TLD information but also on the specific taglib instance used. This means that a fair amount of work needs to be done to construct and initialize TagLib objects. If used carefully, this setter can be used to avoid having to create new TagInfo elements for each taglib directive.

Parameters:

t1 - the TagLibraryInfo to assign

validate(TagData)

```
public javax.servlet.jsp.tagext.ValidationMessage[]163  
    validate(javax.servlet.jsp.tagext.TagData131 data)
```

Translation-time validation of the attributes. This is a convenience method on the associated TagExtraInfo class.

Parameters:

data - The translation-time TagData instance.

Returns: A null object, or zero length array if no errors, an array of ValidationMessages otherwise.

Since: JSP 2.0

javax.servlet.jsp.tagext TagLibraryInfo

Declaration

```
public abstract class TagLibraryInfo  
  
java.lang.Object  
|  
+-- javax.servlet.jsp.tagext.TagLibraryInfo
```

Description

Translation-time information associated with a taglib directive, and its underlying TLD file. Most of the information is directly from the TLD, except for the prefix and the uri values used in the taglib directive

Member Summary	
Fields	
protected	functions ₁₄₇
FunctionInfo[]	
protected	info ₁₄₇
java.lang.String	
protected	jspversion ₁₄₇
java.lang.String	
protected	prefix ₁₄₇
java.lang.String	
protected	shortname ₁₄₇
java.lang.String	
protected	tagFiles ₁₄₇
TagFileInfo[]	
protected TagInfo[]	tags ₁₄₈
protected	tlibversion ₁₄₈
java.lang.String	
protected	uri ₁₄₈
java.lang.String	
protected	urn ₁₄₈
java.lang.String	
Constructors	
protected	TagLibraryInfo(java.lang.String prefix, java.lang.String uri) ₁₄₈
Methods	
FunctionInfo	getFunction(java.lang.String name) ₁₄₈
FunctionInfo[]	getFunctions() ₁₄₈
java.lang.String	getInfoString() ₁₄₉
java.lang.String	getPrefixString() ₁₄₉
java.lang.String	getReliableURN() ₁₄₉
java.lang.String	getRequiredVersion() ₁₄₉
java.lang.String	getShortName() ₁₄₉
TagInfo	getTag(java.lang.String shortname) ₁₄₉
TagFileInfo	getTagFile(java.lang.String shortname) ₁₅₀

Member Summary

TagFileInfo[]	getTagFiles() <small>150</small>
abstract	getTagLibraryInfos() <small>150</small>
TagLibraryInfo[]	
TagInfo[]	getTags() <small>150</small>
java.lang.String	getURI() <small>150</small>

Inherited Member Summary**Methods inherited from class Object**

clone(), equals(Object), finalize(), getClass(), hashCode(), notify(), notifyAll(), toString(), wait(), wait(long), wait(long, int)

Fields**functions**

protected `javax.servlet.jsp.tagext.FunctionInfo[]` 100 **functions**

An array describing the functions that are defined in this tag library.

Since: JSP 2.0

info

protected `java.lang.String` **info**

Information (documentation) for this TLD.

jspversion

protected `java.lang.String` **jspversion**

The version of the JSP specification this tag library is written to.

prefix

protected `java.lang.String` **prefix**

The prefix assigned to this taglib from the taglib directive.

shortname

protected `java.lang.String` **shortname**

The preferred short name (prefix) as indicated in the TLD.

tagFiles

protected `javax.servlet.jsp.tagext.TagFileInfo[]` 137 **tagFiles**

An array describing the tag files that are defined in this tag library.

tags

Since: JSP 2.0**tags**protected `javax.servlet.jsp.tagext.TagInfo[]`₁₃₉ **tags**

An array describing the tags that are defined in this tag library.

tlibversionprotected `java.lang.String` **tlibversion**

The version of the tag library.

uriprotected `java.lang.String` **uri**

The value of the uri attribute from the taglib directive for this library.

urnprotected `java.lang.String` **urn**

The “reliable” URN indicated in the TLD.

Constructors

TagLibraryInfo(String, String)protected **TagLibraryInfo**(`java.lang.String` prefix, `java.lang.String` uri)

Constructor.

Parameters:

prefix - the prefix actually used by the taglib directive

uri - the URI actually used by the taglib directive

Methods

getFunction(String)public `javax.servlet.jsp.tagext.FunctionInfo`₁₀₀ **getFunction**(`java.lang.String` name)

Get the FunctionInfo for a given function name, looking through all the functions in this tag library.

Parameters:

name - The name (no prefix) of the function

Returns: the FunctionInfo for the function with the given name, or null if no such function exists**Since:** JSP 2.0**getFunctions()**public `javax.servlet.jsp.tagext.FunctionInfo[]`₁₀₀ **getFunctions**()

An array describing the functions that are defined in this tag library.

Returns: the functions defined in this tag library, or a zero length array if the tag library defines no functions.

Since: JSP 2.0

getInfoString()

```
public java.lang.String getInfoString()
```

Information (documentation) for this TLD.

Returns: the info string for this tag lib

getPrefixString()

```
public java.lang.String getPrefixString()
```

The prefix assigned to this taglib from the taglib directive

Returns: the prefix assigned to this taglib from the taglib directive

getReliableURN()

```
public java.lang.String getReliableURN()
```

The “reliable” URN indicated in the TLD (the uri element). This may be used by authoring tools as a global identifier to use when creating a taglib directive for this library.

Returns: a reliable URN to a TLD like this

getRequiredVersion()

```
public java.lang.String getRequiredVersion()
```

A string describing the required version of the JSP container.

Returns: the (minimal) required version of the JSP container.

See Also: [javax.servlet.jsp.JspEngineInfo₃₅](#)

getShortName()

```
public java.lang.String getShortName()
```

The preferred short name (prefix) as indicated in the TLD. This may be used by authoring tools as the preferred prefix to use when creating an taglib directive for this library.

Returns: the preferred short name for the library

getTag(String)

```
public javax.servlet.jsp.tagext.TagInfo139 getTag(java.lang.String shortname)
```

Get the TagInfo for a given tag name, looking through all the tags in this tag library.

Parameters:

shortname - The short name (no prefix) of the tag

Returns: the TagInfo for the tag with the specified short name, or null if no such tag is found

`getTagFile(String)`**getTagFile(String)**

```
public javax.servlet.jsp.tagext.TagFileInfo137 getTagFile(java.lang.String shortname)
```

Get the TagFileInfo for a given tag name, looking through all the tag files in this tag library.

Parameters:

shortname - The short name (no prefix) of the tag

Returns: the TagFileInfo for the specified Tag file, or null if no Tag file is found

Since: JSP 2.0

getTagFiles()

```
public javax.servlet.jsp.tagext.TagFileInfo[]137 getTagFiles()
```

An array describing the tag files that are defined in this tag library.

Returns: the TagFileInfo objects corresponding to the tag files defined by this tag library, or a zero length array if this tag library defines no tags files

Since: JSP 2.0

getTagLibraryInfos()

```
public abstract javax.servlet.jsp.tagext.TagLibraryInfo[]146 getTagLibraryInfos()
```

Returns an array of TagLibraryInfo objects representing the entire set of tag libraries (including this TagLibraryInfo) imported by taglib directives in the translation unit that references this TagLibraryInfo. If a tag library is imported more than once and bound to different prefixes, only the TagLibraryInfo bound to the first prefix must be included in the returned array.

Returns: Array of TagLibraryInfo objects representing the entire set of tag libraries (including this TagLibraryInfo) imported by taglib directives in the translation unit that references this TagLibraryInfo.

Since: JSP 2.1

getTags()

```
public javax.servlet.jsp.tagext.TagInfo[]139 getTags()
```

An array describing the tags that are defined in this tag library.

Returns: the TagInfo objects corresponding to the tags defined by this tag library, or a zero length array if this tag library defines no tags

getURI()

```
public java.lang.String getURI()
```

The value of the uri attribute from the taglib directive for this library.

Returns: the value of the uri attribute

javax.servlet.jsp.tagext TagLibraryValidator

Declaration

```
public abstract class TagLibraryValidator
    java.lang.Object
    |
    +-- javax.servlet.jsp.tagext.TagLibraryValidator
```

Description

Translation-time validator class for a JSP page. A validator operates on the XML view associated with the JSP page.

The TLD file associates a TagLibraryValidator class and some init arguments with a tag library.

The JSP container is responsible for locating an appropriate instance of the appropriate subclass by

- new a fresh instance, or reuse an available one
- invoke the `setInitParams(Map)` method on the instance

once initialized, the `validate(String, String, PageData)` method will be invoked, where the first two arguments are the prefix and uri for this tag library in the XML View. The prefix is intended to make it easier to produce an error message. However, it is not always accurate. In the case where a single URI is mapped to more than one prefix in the XML view, the prefix of the first URI is provided. Therefore, to provide high quality error messages in cases where the tag elements themselves are checked, the prefix parameter should be ignored and the actual prefix of the element should be used instead. TagLibraryValidators should always use the uri to identify elements as belonging to the tag library, not the prefix.

A TagLibraryValidator instance may create auxiliary objects internally to perform the validation (e.g. an XSchema validator) and may reuse it for all the pages in a given translation run.

The JSP container is not guaranteed to serialize invocations of `validate()` method, and TagLibraryValidators should perform any synchronization they may require.

As of JSP 2.0, a JSP container must provide a `jsp:id` attribute to provide higher quality validation errors. The container will track the JSP pages as passed to the container, and will assign to each element a unique “id”, which is passed as the value of the `jsp:id` attribute. Each XML element in the XML view available will be extended with this attribute. The TagLibraryValidator can then use the attribute in one or more `ValidationMessage` objects. The container then, in turn, can use these values to provide more precise information on the location of an error.

The actual prefix of the `id` attribute may or may not be `jsp` but it will always map to the namespace `http://java.sun.com/JSP/Page`. A TagLibraryValidator implementation must rely on the uri, not the prefix, of the `id` attribute.

Member Summary

Constructors

[TagLibraryValidator\(\)](#) 152

Methods

`java.util.Map` [getInitParameters\(\)](#) 152

Member Summary

	void	release() <small>152</small>
	void	setInitParameters(java.util.Map map) <small>152</small>
ValidationMessage[]		validate(java.lang.String prefix, java.lang.String uri, PageData page) <small>153</small>

Inherited Member Summary

Methods inherited from class **Object**

[clone\(\)](#), [equals\(Object\)](#), [finalize\(\)](#), [getClass\(\)](#), [hashCode\(\)](#), [notify\(\)](#), [notifyAll\(\)](#), [toString\(\)](#), [wait\(\)](#), [wait\(long\)](#), [wait\(long, int\)](#)

Constructors

TagLibraryValidator()

```
public TagLibraryValidator()
```

Sole constructor. (For invocation by subclass constructors, typically implicit.)

Methods

getInitParameters()

```
public java.util.Map getInitParameters()
```

Get the init parameters data as an immutable Map. Parameter names are keys, and parameter values are the values.

Returns: The init parameters as an immutable map.

release()

```
public void release()
```

Release any data kept by this instance for validation purposes.

setInitParameters(Map)

```
public void setInitParameters(java.util.Map map)
```

Set the init data in the TLD for this validator. Parameter names are keys, and parameter values are the values.

Parameters:

map - A Map describing the init parameters

validate(String, String, PageData)

```
public javax.servlet.jsp.tagext.ValidationMessage[]163 validate(java.lang.String prefix,  
    java.lang.String uri, javax.servlet.jsp.tagext.PageData109 page)
```

Validate a JSP page. This will get invoked once per unique tag library URI in the XML view. This method will return null if the page is valid; otherwise the method should return an array of ValidationMessage objects. An array of length zero is also interpreted as no errors.

Parameters:

`prefix` - the first prefix with which the tag library is associated, in the XML view. Note that some tags may use a different prefix if the namespace is redefined.

`uri` - the tag library's unique identifier

`page` - the JspData page object

Returns: A null object, or zero length array if no errors, an array of ValidationMessages otherwise.

```
validate(String, String, PageData)
```

javax.servlet.jsp.tagext TagSupport

Declaration

```
public class TagSupport implements IterationTag102, java.io.Serializable
```

```
java.lang.Object
|
+--javax.servlet.jsp.tagext.TagSupport
```

All Implemented Interfaces: [IterationTag₁₀₂](#), [JspTag₁₀₈](#), java.io.Serializable, [Tag₁₁₈](#)

Direct Known Subclasses: [BodyTagSupport₉₅](#)

Description

A base class for defining new tag handlers implementing Tag.

The TagSupport class is a utility class intended to be used as the base class for new tag handlers. The TagSupport class implements the Tag and IterationTag interfaces and adds additional convenience methods including getter methods for the properties in Tag. TagSupport has one static method that is included to facilitate coordination among cooperating tags.

Many tag handlers will extend TagSupport and only redefine a few methods.

Member Summary

Fields

```
protected java.lang.String id155
protected javax.servlet.jsp.PageContext pageContext155
```

Constructors

```
TagSupport() 155
```

Methods

```
int doAfterBody() 155
int doEndTag() 156
int doStartTag() 156
static Tag findAncestorWithClass(Tag from, java.lang.Class klass) 156
java.lang.String getId() 157
Tag getParent() 157
java.lang.Object getValue(java.lang.String k) 157
java.util.Enumeration getValues() 157
void release() 157
void removeValue(java.lang.String k) 157
void setId(java.lang.String id) 158
void setPageContext(javax.servlet.jsp.PageContext pageContext) 158
void setParent(Tag t) 158
```

Member Summary

```
void setValue(java.lang.String k, java.lang.Object o) 158
```

Inherited Member Summary

Fields inherited from interface [IterationTag](#) [102](#)

[EVAL_BODY_AGAIN](#) [104](#)

Fields inherited from interface [Tag](#) [118](#)

[EVAL_BODY_INCLUDE](#) [120](#), [EVAL_PAGE](#) [120](#), [SKIP_BODY](#) [120](#), [SKIP_PAGE](#) [120](#)

Methods inherited from class [Object](#)

[clone\(\)](#), [equals\(Object\)](#), [finalize\(\)](#), [getClass\(\)](#), [hashCode\(\)](#), [notify\(\)](#), [notifyAll\(\)](#), [toString\(\)](#), [wait\(\)](#), [wait\(long\)](#), [wait\(long, int\)](#)

Fields

id

```
protected java.lang.String id
```

The value of the id attribute of this tag; or null.

pageContext

```
protected javax.servlet.jsp.PageContext pageContext
```

The PageContext.

Constructors

TagSupport()

```
public TagSupport()
```

Default constructor, all subclasses are required to define only a public constructor with the same signature, and to call the superclass constructor. This constructor is called by the code generated by the JSP translator.

Methods

doAfterBody()

```
public int doAfterBody()
    throws JspException
```

Default processing for a body.

`doEndTag()`

Specified By: `doAfterBody104` in interface `IterationTag102`

Returns: SKIP_BODY

Throws:

`javax.servlet.jsp.JspException37` - if an error occurs while processing this tag

See Also: `IterationTag.doAfterBody()104`

`doEndTag()`

```
public int doEndTag()  
    throws JspException
```

Default processing of the end tag returning EVAL_PAGE.

Specified By: `doEndTag120` in interface `Tag118`

Returns: EVAL_PAGE

Throws:

`javax.servlet.jsp.JspException37` - if an error occurs while processing this tag

See Also: `Tag.doEndTag()120`

`doStartTag()`

```
public int doStartTag()  
    throws JspException
```

Default processing of the start tag, returning SKIP_BODY.

Specified By: `doStartTag121` in interface `Tag118`

Returns: SKIP_BODY

Throws:

`javax.servlet.jsp.JspException37` - if an error occurs while processing this tag

See Also: `Tag.doStartTag()121`

`findAncestorWithClass(Tag, Class)`

```
public static final javax.servlet.jsp.tagext.Tag118  
    findAncestorWithClass(javax.servlet.jsp.tagext.Tag118 from,  
        java.lang.Class klass)
```

Find the instance of a given class type that is closest to a given instance. This method uses the `getParent` method from the `Tag` interface. This method is used for coordination among cooperating tags.

The current version of the specification only provides one formal way of indicating the observable type of a tag handler: its tag handler implementation class, described in the tag-class subelement of the tag element. This is extended in an informal manner by allowing the tag library author to indicate in the description subelement an observable type. The type should be a subtype of the tag handler implementation class or void. This additional constraint can be exploited by a specialized container that knows about that specific tag library, as in the case of the JSP standard tag library.

When a tag library author provides information on the observable type of a tag handler, client programmatic code should adhere to that constraint. Specifically, the `Class` passed to `findAncestorWithClass` should be a subtype of the observable type.

Parameters:

`from` - The instance from where to start looking.

`klass` - The subclass of Tag or interface to be matched

Returns: the nearest ancestor that implements the interface or is an instance of the class specified

getId()

```
public java.lang.String getId()
```

The value of the id attribute of this tag; or null.

Returns: the value of the id attribute, or null

getParent()

```
public javax.servlet.jsp.tagext.Tag118 getParent()
```

The Tag instance most closely enclosing this tag instance.

Specified By: [getParent₁₂₁](#) in interface [Tag₁₁₈](#)

Returns: the parent tag instance or null

See Also: [Tag.getParent\(\)₁₂₁](#)

getValue(String)

```
public java.lang.Object getValue(java.lang.String k)
```

Get a the value associated with a key.

Parameters:

`k` - The string key.

Returns: The value associated with the key, or null.

getValues()

```
public java.util.Enumeration getValues()
```

Enumerate the keys for the values kept by this tag handler.

Returns: An enumeration of all the keys for the values set, or null or an empty Enumeration if no values have been set.

release()

```
public void release()
```

Release state.

Specified By: [release₁₂₂](#) in interface [Tag₁₁₈](#)

See Also: [Tag.release\(\)₁₂₂](#)

removeValue(String)

```
public void removeValue(java.lang.String k)
```

Remove a value associated with a key.

setId(String)

Parameters:

k - The string key.

setId(String)

```
public void setId(java.lang.String id)
```

Set the id attribute for this tag.

Parameters:

id - The String for the id.

setPageContext(PageContext)

```
public void setPageContext(javax.servlet.jsp.PageContext56 pageContext)
```

Set the page context.

Specified By: [setPageContext](#)₁₂₂ in interface [Tag](#)₁₁₈

Parameters:

pageContext - The PageContext.

See Also: [Tag.setPageContext \(PageContext\)](#)₁₂₂

setParent(Tag)

```
public void setParent(javax.servlet.jsp.tagext.Tag118 t)
```

Set the nesting tag of this tag.

Specified By: [setParent](#)₁₂₂ in interface [Tag](#)₁₁₈

Parameters:

t - The parent Tag.

See Also: [Tag.setParent \(Tag\)](#)₁₂₂

setValue(String, Object)

```
public void setValue(java.lang.String k, java.lang.Object o)
```

Associate a value with a String key.

Parameters:

k - The key String.

o - The value to associate.

javax.servlet.jsp.tagext TagVariableInfo

Declaration

```
public class TagVariableInfo
```

```
java.lang.Object
|
+--javax.servlet.jsp.tagext.TagVariableInfo
```

Description

Variable information for a tag in a Tag Library; This class is instantiated from the Tag Library Descriptor file (TLD) and is available only at translation time. This object should be immutable. This information is only available in JSP 1.2 format TLDs or above.

Member Summary

Constructors

```
TagVariableInfo(java.lang.String nameGiven, java.lang.String
nameFromAttribute, java.lang.String className, boolean
declare, int scope)159
```

Methods

```
java.lang.String  getClassName()160
boolean          getDeclare()160
java.lang.String  getNameFromAttribute()160
java.lang.String  getNameGiven()160
int              getScope()160
```

Inherited Member Summary

Methods inherited from class Object

```
clone(), equals(Object), finalize(), getClass(), hashCode(), notify(), notifyAll(),
toString(), wait(), wait(long), wait(long, int)
```

Constructors

TagVariableInfo(String, String, String, boolean, int)

```
public TagVariableInfo(java.lang.String nameGiven, java.lang.String nameFromAttribute,
java.lang.String className, boolean declare, int scope)
```

Constructor for TagVariableInfo.

Parameters:

nameGiven - value of <name-given>

`getClassName()``nameFromAttribute` - value of <name-from-attribute>`className` - value of <variable-class>`declare` - value of <declare>`scope` - value of <scope>

Methods

getClassName()

```
public java.lang.String getClassName()
```

The body of the <variable-class> element.

Returns: The name of the class of the variable or 'java.lang.String' if not defined in the TLD.

getDeclare()

```
public boolean getDeclare()
```

The body of the <declare> element.

Returns: Whether the variable is to be declared or not. If not defined in the TLD, 'true' will be returned.

getNameFromAttribute()

```
public java.lang.String getNameFromAttribute()
```

The body of the <name-from-attribute> element. This is the name of an attribute whose (translation-time) value will give the name of the variable. One of <name-given> or <name-from-attribute> is required.

Returns: The attribute whose value defines the variable name

getNameGiven()

```
public java.lang.String getNameGiven()
```

The body of the <name-given> element.

Returns: The variable name as a constant

getScope()

```
public int getScope()
```

The body of the <scope> element.

Returns: The scope to give the variable. NESTED scope will be returned if not defined in the TLD.

javax.servlet.jsp.tagext TryCatchFinally

Declaration

```
public interface TryCatchFinally
```

Description

The auxiliary interface of a Tag, IterationTag or BodyTag tag handler that wants additional hooks for managing resources.

This interface provides two new methods: doCatch(Throwable) and doFinally(). The prototypical invocation is as follows:

```
h = get a Tag(); // get a tag handler, perhaps from pool
h.setPageContext(pc); // initialize as desired
h.setParent(null);
h.setFoo("foo");

// tag invocation protocol; see Tag.java
try {
    doStartTag()...
    ....
    doEndTag()...
} catch (Throwable t) {
    // react to exceptional condition
    h.doCatch(t);
} finally {
    // restore data invariants and release per-invocation resources
    h.doFinally();
}

... other invocations perhaps with some new setters
...
h.release(); // release long-term resources
```

Member Summary	
Methods	<pre>void doCatch(java.lang.Throwable t)₁₆₁ void doFinally()₁₆₂</pre>

Methods

doCatch(Throwable)

```
public void doCatch(java.lang.Throwable t)
    throws Throwable
```

Invoked if a Throwable occurs while evaluating the BODY inside a tag or in any of the following methods: Tag.doStartTag(), Tag.doEndTag(), IterationTag.doAfterBody() and BodyTag.doInitBody().

This method is not invoked if the Throwable occurs during one of the setter methods.

doFinally()

This method may throw an exception (the same or a new one) that will be propagated further up the nest chain. If an exception is thrown, doFinally() will be invoked.

This method is intended to be used to respond to an exceptional condition.

Parameters:

`t` - The throwable exception navigating through this tag.

Throws:

`java.lang.Throwable` - if the exception is to be rethrown further up the nest chain.

doFinally()

```
public void doFinally()
```

Invoked in all cases after doEndTag() for any class implementing Tag, IterationTag or BodyTag. This method is invoked even if an exception has occurred in the BODY of the tag, or in any of the following methods: Tag.doStartTag(), Tag.doEndTag(), IterationTag.doAfterBody() and BodyTag.doInitBody().

This method is not invoked if the Throwable occurs during one of the setter methods.

This method should not throw an Exception.

This method is intended to maintain per-invocation data integrity and resource management actions.

javax.servlet.jsp.tagext ValidationMessage

Declaration

```
public class ValidationMessage
    java.lang.Object
    |
    +--javax.servlet.jsp.tagext.ValidationMessage
```

Description

A validation message from either TagLibraryValidator or TagExtraInfo.

As of JSP 2.0, a JSP container must support a jsp:id attribute to provide higher quality validation errors. The container will track the JSP pages as passed to the container, and will assign to each element a unique “id”, which is passed as the value of the jsp:id attribute. Each XML element in the XML view available will be extended with this attribute. The TagLibraryValidator can then use the attribute in one or more ValidationMessage objects. The container then, in turn, can use these values to provide more precise information on the location of an error.

The actual prefix of the id attribute may or may not be jsp but it will always map to the namespace `http://java.sun.com/JSP/Page`. A TagLibraryValidator implementation must rely on the uri, not the prefix, of the id attribute.

Member Summary

Constructors

```
ValidationMessage(java.lang.String id, java.lang.String
message) 163
```

Methods

```
java.lang.String getId\(\) 164
java.lang.String getMessage\(\) 164
```

Inherited Member Summary

Methods inherited from class Object

```
clone(), equals(Object), finalize(), getClass(), hashCode(), notify(), notifyAll(),
toString(), wait(), wait(long), wait(long, int)
```

Constructors

ValidationMessage(String, String)

```
public ValidationMessage(java.lang.String id, java.lang.String message)
```

getId()

Create a ValidationMessage. The message String should be non-null. The value of id may be null, if the message is not specific to any XML element, or if no jsp:id attributes were passed on. If non-null, the value of id must be the value of a jsp:id attribute for the PageData passed into the validate() method.

Parameters:

id - Either null, or the value of a jsp:id attribute.

message - A localized validation message.

Methods

getId()

```
public java.lang.String getId()
```

Get the jsp:id. Null means that there is no information available.

Returns: The jsp:id information.

getMessage()

```
public java.lang.String getMessage()
```

Get the localized validation message.

Returns: A validation message

javax.servlet.jsp.tagext VariableInfo

Declaration

```
public class VariableInfo
```

```
java.lang.Object
```

```
|  
+-- javax.servlet.jsp.tagext.VariableInfo
```

Description

Information on the scripting variables that are created/modified by a tag (at run-time). This information is provided by TagExtraInfo classes and it is used by the translation phase of JSP.

Scripting variables generated by a custom action have an associated scope of either AT_BEGIN, NESTED, or AT_END.

The class name (VariableInfo.getClassName) in the returned objects is used to determine the types of the scripting variables. Note that because scripting variables are assigned their values from scoped attributes which cannot be of primitive types, “boxed” types such as java.lang.Integer must be used instead of primitives.

The class name may be a Fully Qualified Class Name, or a short class name.

If a Fully Qualified Class Name is provided, it should refer to a class that should be in the CLASSPATH for the Web Application (see Servlet 2.4 specification - essentially it is WEB-INF/lib and WEB-INF/classes). Failure to be so will lead to a translation-time error.

If a short class name is given in the VariableInfo objects, then the class name must be that of a public class in the context of the import directives of the page where the custom action appears. The class must also be in the CLASSPATH for the Web Application (see Servlet 2.4 specification - essentially it is WEB-INF/lib and WEB-INF/classes). Failure to be so will lead to a translation-time error.

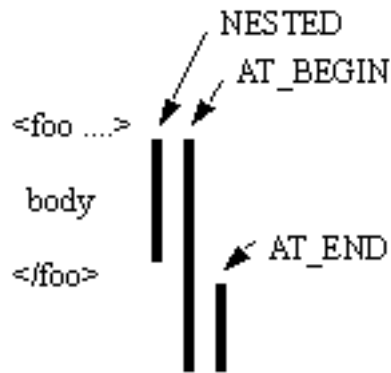
Usage Comments

Frequently a fully qualified class name will refer to a class that is known to the tag library and thus, delivered in the same JAR file as the tag handlers. In most other remaining cases it will refer to a class that is in the platform on which the JSP processor is built (like Java EE). Using fully qualified class names in this manner makes the usage relatively resistant to configuration errors.

A short name is usually generated by the tag library based on some attributes passed through from the custom action user (the author), and it is thus less robust: for instance a missing import directive in the referring JSP page will lead to an invalid short name class and a translation error.

Synchronization Protocol

The result of the invocation on getVariableInfo is an array of VariableInfo objects. Each such object describes a scripting variable by providing its name, its type, whether the variable is new or not, and what its scope is. Scope is best described through a picture:



The JSP 2.0 specification defines the interpretation of 3 values:

- NESTED, if the scripting variable is available between the start tag and the end tag of the action that defines it.
- AT_BEGIN, if the scripting variable is available from the start tag of the action that defines it until the end of the scope.
- AT_END, if the scripting variable is available after the end tag of the action that defines it until the end of the scope.

The scope value for a variable implies what methods may affect its value and thus where synchronization is needed as illustrated by the table below. **Note:** the synchronization of the variable(s) will occur *after* the respective method has been called.

Variable Synchronization Points					
	doStartTag()	doInitBody()	doAfterBody())	doEndTag()	doTag()
Tag	AT_BEGIN, NESTED			AT_BEGIN, AT_END	
IterationTag	AT_BEGIN, NESTED		AT_BEGIN, NESTED	AT_BEGIN, AT_END	
BodyTag	AT_BEGIN, NESTED ¹	AT_BEGIN, NESTED ¹	AT_BEGIN, NESTED	AT_BEGIN, AT_END	
SimpleTag					AT_BEGIN, AT_END

¹ Called after doStartTag() if EVAL_BODY_INCLUDE is returned, or after doInitBody() otherwise.

Variable Information in the TLD

Scripting variable information can also be encoded directly for most cases into the Tag Library Descriptor using the <variable> subelement of the <tag> element. See the JSP specification.

Member Summary

Fields

```
static int AT_BEGIN167
static int AT_END167
static int NESTED167
```

Constructors

```
VariableInfo(java.lang.String varName, java.lang.String
className, boolean declare, int scope)168
```

Methods

```
java.lang.String getClassname()168
boolean getDeclare()168
int getScope()168
java.lang.String getVarName()168
```

Inherited Member Summary

Methods inherited from class Object

```
clone(), equals(Object), finalize(), getClass(), hashCode(), notify(), notifyAll(),
toString(), wait(), wait(long), wait(long, int)
```

Fields

AT_BEGIN

```
public static final int AT_BEGIN
```

Scope information that scripting variable is visible after start tag.

AT_END

```
public static final int AT_END
```

Scope information that scripting variable is visible after end tag.

NESTED

```
public static final int NESTED
```

Scope information that scripting variable is visible only within the start/end tags.

Constructors

VariableInfo(String, String, boolean, int)

```
public VariableInfo(java.lang.String varName, java.lang.String className,  
                    boolean declare, int scope)
```

Constructor These objects can be created (at translation time) by the TagExtraInfo instances.

Parameters:

varName - The name of the scripting variable

className - The type of this variable

declare - If true, it is a new variable (in some languages this will require a declaration)

scope - Indication on the lexical scope of the variable

Methods

getClassName()

```
public java.lang.String getClassName()
```

Returns the type of this variable.

Returns: the type of this variable

getDeclare()

```
public boolean getDeclare()
```

Returns whether this is a new variable. If so, in some languages this will require a declaration.

Returns: whether this is a new variable.

getScope()

```
public int getScope()
```

Returns the lexical scope of the variable.

Returns: the lexical scope of the variable, either AT_BEGIN, AT_END, or NESTED.

See Also: [AT_BEGIN₁₆₇](#), [AT_END₁₆₇](#), [NESTED₁₆₇](#)

getVarName()

```
public java.lang.String getVarName()
```

Returns the name of the scripting variable.

Returns: the name of the scripting variable

JSP.2

Expression Language API

This chapter describes the `javax.servlet.jsp.el` package. The chapter includes content that is generated automatically from Javadoc embedded into the actual Java classes and interfaces. This allows the creation of a single, authoritative, specification document.

Please note that as of JSP 2.1, all classes and interfaces that were in package `javax.servlet.jsp.el` have been deprecated in favor of the new unified Expression Language APIs (`javax.el`). See the Expression Language specification document for more details.

While a JSP container must still support the deprecated APIs defined in `javax.servlet.jsp.el`, developers should only rely on the new `javax.el` APIs for new development work.

Please note also that while all old APIs in package `javax.servlet.jsp.el` have been deprecated, the package also features two new classes for the integration of JSP with the new unified EL APIs. These are two `ELResolver` classes that implement object resolution rules that must be supported by a JSP container with the new unified Expression Language:
`javax.servlet.jsp.el.ImplicitObjectELResolver` and
`javax.servlet.jsp.el.ScopedAttributeELResolver`.

Package

javax.servlet.jsp.el

Description

Provides the `ELResolver` classes that define the object resolution rules that must be supported by a JSP container with the new unified Expression Language.

The package also defines programmatic access to the old Expression Language evaluator (pre JSP 2.1).

Please note that as of JSP 2.1, all classes and interfaces that were in package `javax.servlet.jsp.el` have been deprecated in favor of the new unified Expression Language APIs (`javax.el`). See the Expression Language specification document for more details.

While a JSP container must still support the deprecated APIs defined in `javax.servlet.jsp.el`, developers should only rely on the new `javax.el` APIs for new development work.

Two `ELResolver` classes have been added in JSP 2.1 to implement object resolution rules that must be supported by a JSP container with the new unified Expression Language: [ImplicitObjectELResolver₁₈₄](#) and [ScopedAttributeELResolver₁₈₉](#).

Documentation on the old and deprecated API

The JavaServer Pages(tm) (JSP) 2.0 specification provides a portable API for evaluating “EL Expressions”. As of JSP 2.0, EL expressions can be placed directly in the template text of JSP pages and tag files.

This package contains a number of classes and interfaces that describe and define programmatic access to the Expression Language evaluator. This API can also be used by an implementation of JSP to evaluate the expressions, but other implementations, like open-coding into Java bytecodes, are allowed. This package is intended to have no dependencies on other portions of the JSP 2.0 specification.

Expression Evaluator

Programmatic access to the EL Expression Evaluator is provided through the following types:

- `ExpressionEvaluator`
- `Expression`
- `FunctionMapper`
- `VariableResolver`

An `ExpressionEvaluator` object can be obtained from a `JspContext` object through the `getExpressionEvaluator` method. An `ExpressionEvaluator` encapsulates the EL processor. An EL expression provided as a `String` can then be evaluated directly, or it can be parsed first into an `Expression` object. The parse step, can be used to factor out the cost of parsing the expression, or even the cost of optimizing the implementation.

The parsing of an expression string is done against a target type, a default prefix (that applies when a function has no prefix), and a `FunctionMapper`. The `FunctionMapper` object maps a prefix and a local name part into a `java.lang.reflect.Method` object.

The interpretation or evaluation of a parsed expression is done using a `VariableResolver` object. This object resolves top level object names into `Objects`. A `VariableResolver` can be obtained from a `JspContext` object through the `getVariableResolver` method.

Exceptions

The `ELException` exception is used by the expression language to denote any exception that may arise during the parsing or evaluation of an expression. The `ELParseException` exception is a subclass of `ELException` that corresponds to parsing errors

Parsing errors are conveyed as exceptions to simplify the API. It is expected that many JSP containers will use additional mechanisms to parse EL expressions and report their errors - a run-time API cannot provide accurate line-error numbers without additional machinery.

Code Fragment

Below is a non-normative code fragment outlining how the APIs can be used.

```
// Get an instance of an ExpressionEvaluator
ExpressionEvaluator ee = myJspContext.getExpressionEvaluator();
VariableResolver vr = myJspContext.getVariableResolver();
FunctionMapper fm; // we don't have a portable implementation yet
// Example of compiling an expression. See [ISSUE-2]
// Errors detected this way may have higher quality than those
// found with a simple validate() invocation.
ExpressionCompilation ce;
try {
    ce = ee.prepareExpression(expr,
                             targetClass,
                             fm,
                             null // no prefixes
    );
} catch (ELParseException e) {
    log (e.getMessage());
}
try {
    ce.evaluate(vr);
} catch (ELException e) {
    log (e);
}
```

Class Summary

Interfaces

- | | |
|--|---|
| FunctionMapper₁₈₃ | The interface to a map between EL function names and methods. |
| VariableResolver₁₉₄ | This class is used to customize the way an ExpressionEvaluator resolves variable references at evaluation time. |

Classes

- | | |
|---|--|
| Expression₁₇₈ | The abstract class for a prepared expression. |
| ExpressionEvaluator₁₈₀ | The abstract base class for an expression-language evaluator. |
| ImplicitObjectELResolver₁₈₄ | Defines variable resolution behavior for the EL implicit objects defined in the JSP specification. |
| ScopedAttributeELResolver₁₈₉ | Defines variable resolution behavior for scoped attributes. |

Exceptions

- | | |
|---|---|
| ELException₁₇₄ | Represents any of the exception conditions that arise during the operation evaluation of the evaluator. |
|---|---|

Class Summary[ELParseException₁₇₆](#)

Represents a parsing error encountered while parsing an EL expression.

javax.servlet.jsp.el ELException

Declaration

public class **ELException** extends java.lang.Exception

```

java.lang.Object
|
+--java.lang.Throwable
    |
    +--java.lang.Exception
        |
        +--javax.servlet.jsp.el.ELException
  
```

All Implemented Interfaces: java.io.Serializable

Direct Known Subclasses: [ELParseException](#)₁₇₆

Deprecated. As of JSP 2.1, replaced by javax.el.ELException

Description

Represents any of the exception conditions that arise during the operation evaluation of the evaluator.

Since: JSP 2.0

Member Summary

Constructors

```

ELException() 175
ELException(java.lang.String pMessage) 175
ELException(java.lang.String pMessage, java.lang.Throwable
pRootCause) 175
ELException(java.lang.Throwable pRootCause) 175
  
```

Methods

```

java.lang.Throwable getRootCause\(\) 175
  
```

Inherited Member Summary

Methods inherited from class Object

```

clone(), equals(Object), finalize(), getClass(), hashCode(), notify(), notifyAll(),
wait(), wait(long), wait(long, int)
  
```

Methods inherited from class Throwable

Inherited Member Summary

```
fillInStackTrace(), getCause(), getLocalizedMessage(), getMessage(), getStackTrace(),
initCause(Throwable), printStackTrace(), printStackTrace(PrintStream),
printStackTrace(PrintWriter), setStackTrace(StackTraceElement[]), toString()
```

Constructors

ELEException()

```
public ELEException()
```

Creates an ELEException with no detail message.

ELEException(String)

```
public ELEException(java.lang.String pMessage)
```

Creates an ELEException with the provided detail message.

Parameters:

pMessage - the detail message

ELEException(Throwable)

```
public ELEException(java.lang.Throwable pRootCause)
```

Creates an ELEException with the given root cause.

Parameters:

pRootCause - the originating cause of this exception

ELEException(String, Throwable)

```
public ELEException(java.lang.String pMessage, java.lang.Throwable pRootCause)
```

Creates an ELEException with the given detail message and root cause.

Parameters:

pMessage - the detail message

pRootCause - the originating cause of this exception

Methods

getRootCause()

```
public java.lang.Throwable getRootCause()
```

Returns the root cause.

Returns: the root cause of this exception

javax.servlet.jsp.el ELParseException

Declaration

public class **ELParseException** extends [ELException](#)₁₇₄

```

java.lang.Object
|
+--java.lang.Throwable
    |
    +--java.lang.Exception
        |
        +--javax.servlet.jsp.el.ELException174
            |
            +--javax.servlet.jsp.el.ELParseException
  
```

All Implemented Interfaces: [java.io.Serializable](#)

Deprecated. As of JSP 2.1, replaced by [javax.el.ELException](#)

Description

Represents a parsing error encountered while parsing an EL expression.

Since: JSP 2.0

Member Summary

Constructors

[ELParseException\(\)](#)₁₇₇
[ELParseException\(java.lang.String pMessage\)](#)₁₇₇

Inherited Member Summary

Methods inherited from interface [ELException](#)₁₇₄

[getRootCause\(\)](#)₁₇₅

Methods inherited from class **Object**

[clone\(\)](#), [equals\(Object\)](#), [finalize\(\)](#), [getClass\(\)](#), [hashCode\(\)](#), [notify\(\)](#), [notifyAll\(\)](#), [wait\(\)](#), [wait\(long\)](#), [wait\(long, int\)](#)

Methods inherited from class **Throwable**

[fillInStackTrace\(\)](#), [getCause\(\)](#), [getLocalizedMessage\(\)](#), [getMessage\(\)](#), [getStackTrace\(\)](#), [initCause\(Throwable\)](#), [printStackTrace\(\)](#), [printStackTrace\(PrintStream\)](#), [printStackTrace\(PrintWriter\)](#), [setStackTrace\(StackTraceElement\[\]\)](#), [toString\(\)](#)

Constructors

ELParseException()

```
public ELParseException()
```

Creates an ELParseException with no detail message.

ELParseException(String)

```
public ELParseException(java.lang.String pMessage)
```

Creates an ELParseException with the provided detail message.

Parameters:

pMessage - the detail message

javax.servlet.jsp.el Expression

Declaration

```
public abstract class Expression
```

```
java.lang.Object
|
+--javax.servlet.jsp.el.Expression
```

Deprecated. As of JSP 2.1, replaced by `javax.el.ValueExpression`

Description

The abstract class for a prepared expression.

An instance of an Expression can be obtained via from an ExpressionEvaluator instance.

An Expression may or not have done a syntactic parse of the expression. A client invoking the evaluate() method should be ready for the case where ELParseException exceptions are raised.

Since: JSP 2.0

Member Summary

Constructors

[Expression\(\) 178](#)

Methods

abstract [evaluate\(VariableResolver vResolver\) 179](#)
 java.lang.Object

Inherited Member Summary

Methods inherited from class Object

`clone()`, `equals(Object)`, `finalize()`, `getClass()`, `hashCode()`, `notify()`, `notifyAll()`, `toString()`, `wait()`, `wait(long)`, `wait(long, int)`

Constructors

Expression()

```
public Expression()
```

Methods

evaluate(VariableResolver)

```
public abstract java.lang.Object evaluate(javax.servlet.jsp.el.VariableResolver194
    vResolver)
    throws ELException
```

Evaluates an expression that was previously prepared. In some implementations preparing an expression involves full syntactic validation, but others may not do so. Evaluating the expression may raise an `ELParseException` as well as other `ELExceptions` due to run-time evaluation.

Parameters:

`vResolver` - A `VariableResolver` instance that can be used at runtime to resolve the name of implicit objects into `Objects`.

Returns: The result of the expression evaluation.

Throws:

`ELException174` - Thrown if the expression evaluation failed.

javax.servlet.jsp.el ExpressionEvaluator

Declaration

```
public abstract class ExpressionEvaluator
```

```
java.lang.Object  
|  
+-- javax.servlet.jsp.el.ExpressionEvaluator
```

Deprecated. As of JSP 2.1, replaced by `javax.el.ExpressionFactory`

Description

The abstract base class for an expression-language evaluator. Classes that implement an expression language expose their functionality via this abstract class.

An instance of the `ExpressionEvaluator` can be obtained via the `JspContext / PageContext`

The `parseExpression()` and `evaluate()` methods must be thread-safe. That is, multiple threads may call these methods on the same `ExpressionEvaluator` object simultaneously. Implementations should synchronize access if they depend on transient state. Implementations should not, however, assume that only one object of each `ExpressionEvaluator` type will be instantiated; global caching should therefore be static.

Only a single EL expression, starting with `'${'` and ending with `'}'`, can be parsed or evaluated at a time. EL expressions cannot be mixed with static text. For example, attempting to parse or evaluate `"abc${1+1}def${1+1}ghi"` or even `"${1+1}${1+1}"` will cause an `ELException` to be thrown.

The following are examples of syntactically legal EL expressions:

- `${person.lastName}`
- `${8 * 8}`
- `${my:reverse('hello')}`

Since: JSP 2.0

Member Summary	
Constructors	<code>ExpressionEvaluator()</code> <small>181</small>
Methods	
abstract java.lang.Object	<code>evaluate(java.lang.String expression, java.lang.Class expectedType, VariableResolver vResolver, FunctionMapper fMapper)</code> <small>181</small>
abstract Expression	<code>parseExpression(java.lang.String expression, java.lang.Class expectedType, FunctionMapper fMapper)</code> <small>181</small>

Inherited Member Summary

Methods inherited from class `Object`

`clone()`, `equals(Object)`, `finalize()`, `getClass()`, `hashCode()`, `notify()`, `notifyAll()`, `toString()`, `wait()`, `wait(long)`, `wait(long, int)`

Constructors

ExpressionEvaluator()

```
public ExpressionEvaluator()
```

Methods

evaluate(String, Class, VariableResolver, FunctionMapper)

```
public abstract java.lang.Object evaluate(java.lang.String expression,  
    java.lang.Class expectedType,  
    javax.servlet.jsp.el.VariableResolver194 vResolver,  
    javax.servlet.jsp.el.FunctionMapper183 fMapper)  
    throws ELException
```

Evaluates an expression. This method may perform some syntactic validation and, if so, it should raise an `ELParseException` error if it encounters syntactic errors. EL evaluation errors should cause an `ELException` to be raised.

Parameters:

`expression` - The expression to be evaluated.

`expectedType` - The expected type of the result of the evaluation

`vResolver` - A `VariableResolver` instance that can be used at runtime to resolve the name of implicit objects into `Objects`.

`fMapper` - A `FunctionMapper` to resolve functions found in the expression. It can be null, in which case no functions are supported for this invocation.

Returns: The result of the expression evaluation.

Throws:

`ELException`₁₇₄ - Thrown if the expression evaluation failed.

parseExpression(String, Class, FunctionMapper)

```
public abstract javax.servlet.jsp.el.Expression178 parseExpression(java.lang.String  
    expression, java.lang.Class expectedType,  
    javax.servlet.jsp.el.FunctionMapper183 fMapper)  
    throws ELException
```

Prepare an expression for later evaluation. This method should perform syntactic validation of the expression; if in doing so it detects errors, it should raise an `ELParseException`.

Parameters:

`expression` - The expression to be evaluated.

ExpressionEvaluator

javax.servlet.jsp.el

`parseExpression(String, Class, FunctionMapper)`

`expectedType` - The expected type of the result of the evaluation

`fMapper` - A `FunctionMapper` to resolve functions found in the expression. It can be null, in which case no functions are supported for this invocation. The `ExpressionEvaluator` must not hold on to the `FunctionMapper` reference after returning from `parseExpression()`. The `Expression` object returned must invoke the same functions regardless of whether the mappings in the provided `FunctionMapper` instance change between calling

`ExpressionEvaluator.parseExpression()` and `Expression.evaluate()`.

Returns: The `Expression` object encapsulating the arguments.

Throws:

[ELException₁₇₄](#) - Thrown if parsing errors were found.

javax.servlet.jsp.el FunctionMapper

Declaration

```
public interface FunctionMapper
```

Deprecated. As of JSP 2.1, replaced by `javax.el.FunctionMapper`

Description

The interface to a map between EL function names and methods.

Classes implementing this interface may, for instance, consult tag library information to resolve the map.

Since: JSP 2.0

Member Summary

Methods

```
java.lang.reflect.Method resolveFunction(java.lang.String prefix, java.lang.String  
localName) 183
```

Methods

resolveFunction(String, String)

```
public java.lang.reflect.Method resolveFunction(java.lang.String prefix,  
java.lang.String localName)
```

Resolves the specified local name and prefix into a `Java.lang.Method`. Returns null if the prefix and local name are not found.

Parameters:

`prefix` - the prefix of the function, or "" if no prefix.

`localName` - the short name of the function

Returns: the result of the method mapping. Null means no entry found.

javax.servlet.jsp.el ImplicitObjectELResolver

Declaration

```
public class ImplicitObjectELResolver extends javax.el.ELResolver
```

```
java.lang.Object  
|  
+--javax.el.ELResolver  
|  
+--javax.servlet.jsp.el.ImplicitObjectELResolver
```

Description

Defines variable resolution behavior for the EL implicit objects defined in the JSP specification.

The following variables are resolved by this `ELResolver`, as per the JSP specification:

- `pageContext` - the `PageContext` object.
- `pageScope` - a `Map` that maps page-scoped attribute names to their values.
- `requestScope` - a `Map` that maps request-scoped attribute names to their values.
- `sessionScope` - a `Map` that maps session-scoped attribute names to their values.
- `applicationScope` - a `Map` that maps application-scoped attribute names to their values.
- `param` - a `Map` that maps parameter names to a single `String` parameter value (obtained by calling `ServletRequest.getParameter(String name)`).
- `paramValues` - a `Map` that maps parameter names to a `String[]` of all values for that parameter (obtained by calling `ServletRequest.getParameterValues(String name)`).
- `header` - a `Map` that maps header names to a single `String` header value (obtained by calling `HttpServletRequest.getHeader(String name)`).
- `headerValues` - a `Map` that maps header names to a `String[]` of all values for that header (obtained by calling `HttpServletRequest.getHeaders(String)`).
- `cookie` - a `Map` that maps cookie names to a single `Cookie` object. Cookies are retrieved according to the semantics of `HttpServletRequest.getCookies()`. If the same name is shared by multiple cookies, an implementation must use the first one encountered in the array of `Cookie` objects returned by the `getCookies()` method. However, users of the cookie implicit object must be aware that the ordering of cookies is currently unspecified in the servlet specification.
- `initParam` - a `Map` that maps context initialization parameter names to their `String` parameter value (obtained by calling `ServletContext.getInitParameter(String name)`).

Since: JSP 2.1

See Also: javax.el.ELResolver

Member Summary	
Constructors	
	<code>ImplicitObjectELResolver()</code> <small>185</small>
Methods	
<code>java.lang.Class</code>	<code>getCommonPropertyType(javax.el.ELContext context, java.lang.Object base)</code> <small>185</small>
<code>java.util.Iterator</code>	<code>getFeatureDescriptors(javax.el.ELContext context, java.lang.Object base)</code> <small>186</small>
<code>java.lang.Class</code>	<code>getType(javax.el.ELContext context, java.lang.Object base, java.lang.Object property)</code> <small>186</small>
<code>java.lang.Object</code>	<code>getValue(javax.el.ELContext context, java.lang.Object base, java.lang.Object property)</code> <small>187</small>
<code>boolean</code>	<code>isReadOnly(javax.el.ELContext context, java.lang.Object base, java.lang.Object property)</code> <small>187</small>
<code>void</code>	<code>setValue(javax.el.ELContext context, java.lang.Object base, java.lang.Object property, java.lang.Object val)</code> <small>188</small>

Inherited Member Summary
Fields inherited from class <code>ELResolver</code>
<code>RESOLVABLE_AT_DESIGN_TIME</code> , <code>TYPE</code>
Methods inherited from class <code>ELResolver</code>
<code>invoke(ELContext, Object, Object, Class[], Object[])</code>
Methods inherited from class <code>Object</code>
<code>clone()</code> , <code>equals(Object)</code> , <code>finalize()</code> , <code>getClass()</code> , <code>hashCode()</code> , <code>notify()</code> , <code>notifyAll()</code> , <code>toString()</code> , <code>wait()</code> , <code>wait(long)</code> , <code>wait(long, int)</code>

Constructors

ImplicitObjectELResolver()

```
public ImplicitObjectELResolver()
```

Methods

getCommonPropertyType(ELContext, Object)

```
public java.lang.Class getCommonPropertyType(javax.el.ELContext context,
                                             java.lang.Object base)
```

If the base object is null, returns `String.class`. Otherwise, returns null.

`getFeatureDescriptors(ELContext, Object)`

Overrides: `getCommonPropertyType` in class `ELResolver`

Parameters:

`context` - The context of this evaluation.

`base` - Only `null` is handled by this resolver. Other values will result in a `null` return value.

Returns: `null` if `base` is not `null`; otherwise `String.class`.

getFeatureDescriptors(ELContext, Object)

```
public java.util.Iterator getFeatureDescriptors(javax.el.ELContext context,  
        java.lang.Object base)
```

If the `base` object is `null`, and the property matches the name of a JSP implicit object, returns an `Iterator` containing `FeatureDescriptor` objects with information about each JSP implicit object resolved by this resolver. Otherwise, returns `null`.

The `Iterator` returned must contain one instance of `java.beans.FeatureDescriptor` for each of the EL implicit objects defined by the JSP spec. Each info object contains information about a single implicit object, and is initialized as follows:

`displayName` - The name of the implicit object. `name` - Same as `displayName` property. `shortDescription` - A suitable description for the implicit object. Will vary by implementation. `expert` - `false` `hidden` - `false` `preferred` - `true`

In addition, the following named attributes must be set in the returned `FeatureDescriptors`:

`javax.el.ELResolver.TYPE` - The runtime type of the implicit object.

`javax.el.ELResolver.RESOLVABLE_AT_DESIGN_TIME` - `true`.

Overrides: `getFeatureDescriptors` in class `ELResolver`

Parameters:

`context` - The context of this evaluation.

`base` - Only `null` is handled by this resolver. Other values will result in a `null` return value.

Returns: An `Iterator` containing one `FeatureDescriptor` object for each implicit object, or `null` if `base` is not `null`.

getType(ELContext, Object, Object)

```
public java.lang.Class getType(javax.el.ELContext context, java.lang.Object base,  
        java.lang.Object property)
```

If the `base` object is `null`, and the property matches the name of a JSP implicit object, returns `null` to indicate that no types are ever accepted to `setValue()`.

The `propertyResolved` property of the `ELContext` object must be set to `true` by this resolver before returning if an implicit object is matched. If this property is not `true` after this method is called, the caller should ignore the return value.

Overrides: `getType` in class `ELResolver`

Parameters:

`context` - The context of this evaluation.

`base` - Only `null` is handled by this resolver. Other values will result in an immediate return.

`property` - The name of the implicit object to resolve.

Returns: If the `propertyResolved` property of `ELContext` was set to `true`, then `null`; otherwise `undefined`.

Throws:

`java.lang.NullPointerException` - if context is null

[ELException174](#) - if an exception was thrown while performing the property or variable resolution. The thrown exception must be included as the cause property of this exception, if available.

getValue(ELContext, Object, Object)

```
public java.lang.Object getValue(javax.el.ELContext context, java.lang.Object base,
    java.lang.Object property)
```

If the base object is `null`, and the property matches the name of a JSP implicit object, returns the implicit object.

The `propertyResolved` property of the `ELContext` object must be set to `true` by this resolver before returning if an implicit object is matched. If this property is not `true` after this method is called, the caller should ignore the return value.

Overrides: `getValue` in class `ELResolver`

Parameters:

`context` - The context of this evaluation.

`base` - Only `null` is handled by this resolver. Other values will result in an immediate return.

`property` - The name of the implicit object to resolve.

Returns: If the `propertyResolved` property of `ELContext` was set to `true`, then the implicit object; otherwise `undefined`.

Throws:

`java.lang.NullPointerException` - if context is null

[ELException174](#) - if an exception was thrown while performing the property or variable resolution. The thrown exception must be included as the cause property of this exception, if available.

isReadOnly(ELContext, Object, Object)

```
public boolean isReadOnly(javax.el.ELContext context, java.lang.Object base,
    java.lang.Object property)
```

If the base object is `null`, and the property matches the name of a JSP implicit object, returns `true` to indicate that implicit objects cannot be overwritten.

The `propertyResolved` property of the `ELContext` object must be set to `true` by this resolver before returning if an implicit object is matched. If this property is not `true` after this method is called, the caller should ignore the return value.

Overrides: `isReadOnly` in class `ELResolver`

Parameters:

`context` - The context of this evaluation.

`base` - Only `null` is handled by this resolver. Other values will result in an immediate return.

`property` - The name of the implicit object.

Returns: If the `propertyResolved` property of `ELContext` was set to `true`, then `true`; otherwise `undefined`.

setValue(ELContext, Object, Object, Object)

Throws:

`java.lang.NullPointerException` - if context is null.

[ELException₁₇₄](#) - if an exception was thrown while performing the property or variable resolution. The thrown exception must be included as the cause property of this exception, if available.

setValue(ELContext, Object, Object, Object)

```
public void setValue(javax.el.ELContext context, java.lang.Object base,  
                    java.lang.Object property, java.lang.Object val)
```

If the base object is null, and the property matches the name of a JSP implicit object, throws `PropertyNotWritableException` to indicate that implicit objects cannot be overwritten.

The `propertyResolved` property of the `ELContext` object must be set to `true` by this resolver before returning if an implicit object is matched. If this property is not `true` after this method is called, the caller should ignore the return value.

Overrides: `setValue` in class `ELResolver`

Parameters:

`context` - The context of this evaluation.

`base` - Only null is handled by this resolver. Other values will result in an immediate return.

`property` - The name of the implicit object.

`val` - The value to be associated with the implicit object.

Throws:

`java.lang.NullPointerException` - if context is null.

`javax.el.PropertyNotWritableException` - always thrown, if the implicit object name is recognized by this resolver.

[ELException₁₇₄](#) - if an exception was thrown while performing the property or variable resolution. The thrown exception must be included as the cause property of this exception, if available.

javax.servlet.jsp.el ScopedAttributeELResolver

Declaration

public class **ScopedAttributeELResolver** extends javax.el.ELResolver

```

java.lang.Object
|
+--javax.el.ELResolver
|
+--javax.servlet.jsp.el.ScopedAttributeELResolver

```

Description

Defines variable resolution behavior for scoped attributes.

This resolver handles all variable resolutions (where base is null). It searches `PageContext.findAttribute()` for a matching attribute. If not found, it will return null, or in the case of `setValue` it will create a new attribute in the page scope with the given name.

Since: JSP 2.1

See Also: `javax.el.ELResolver`

Member Summary

Constructors

`ScopedAttributeELResolver()` 190

Methods

java.lang.Class	<code>getCommonPropertyType(javax.el.ELContext context, java.lang.Object base)</code> <small>190</small>
java.util.Iterator	<code>getFeatureDescriptors(javax.el.ELContext context, java.lang.Object base)</code> <small>190</small>
java.lang.Class	<code>getType(javax.el.ELContext context, java.lang.Object base, java.lang.Object property)</code> <small>191</small>
java.lang.Object	<code>getValue(javax.el.ELContext context, java.lang.Object base, java.lang.Object property)</code> <small>191</small>
boolean	<code>isReadOnly(javax.el.ELContext context, java.lang.Object base, java.lang.Object property)</code> <small>192</small>
void	<code>setValue(javax.el.ELContext context, java.lang.Object base, java.lang.Object property, java.lang.Object val)</code> <small>192</small>

Inherited Member Summary

Fields inherited from class **ELResolver**

RESOLVABLE_AT_DESIGN_TIME, TYPE

Inherited Member Summary

Methods inherited from class **ELResolver**

invoke(ELContext, Object, Object, Class[], Object[])

Methods inherited from class **Object**

clone(), equals(Object), finalize(), getClass(), hashCode(), notify(), notifyAll(), toString(), wait(), wait(long), wait(long, int)

Constructors

ScopedAttributeELResolver()

```
public ScopedAttributeELResolver()
```

Methods

getCommonPropertyType(ELContext, Object)

```
public java.lang.Class getCommonPropertyType(javax.el.ELContext context,  
                                             java.lang.Object base)
```

If the base object is null, returns `String.class`. Otherwise, returns null.

Overrides: `getCommonPropertyType` in class `ELResolver`

Parameters:

`context` - The context of this evaluation.

`base` - Only null is handled by this resolver. Other values will result in a null return value.

Returns: null if base is not null; otherwise `String.class`.

getFeatureDescriptors(ELContext, Object)

```
public java.util.Iterator getFeatureDescriptors(javax.el.ELContext context,  
                                              java.lang.Object base)
```

If the base object is null, returns an `Iterator` containing `FeatureDescriptor` objects with information about each scoped attribute resolved by this resolver. Otherwise, returns null.

The `Iterator` returned must contain one instance of `java.beans.FeatureDescriptor` for each scoped attribute found in any scope. Each info object contains information about a single scoped attribute, and is initialized as follows:

`displayName` - The name of the scoped attribute. `name` - Same as `displayName` property. `shortDescription` - A suitable description for the scoped attribute. Should include the attribute's current scope (page, request, session, application). Will vary by implementation. `expert` - false `hidden` - false `preferred` - true

In addition, the following named attributes must be set in the returned `FeatureDescriptors`:

`javax.el.ELResolver.TYPE` - The current runtime type of the scoped attribute.

`javax.el.ELResolver.RESOLVABLE_AT_DESIGN_TIME` - true.

Overrides: `getFeatureDescriptors` in class `ELResolver`

Parameters:

context - The context of this evaluation.

base - Only null is handled by this resolver. Other values will result in a null return value.

Returns: An Iterator containing one FeatureDescriptor object for each scoped attribute, or null if base is not null.

getType(ELContext, Object, Object)

```
public java.lang.Class getType(javax.el.ELContext context, java.lang.Object base,  
                               java.lang.Object property)
```

If the base object is null, returns Object.class to indicate that any type is valid to set for a scoped attribute.

The propertyResolved property of the ELContext object must be set to true by this resolver before returning if base is null. If this property is not true after this method is called, the caller should ignore the return value.

Overrides: getType in class ELResolver

Parameters:

context - The context of this evaluation.

base - Only null is handled by this resolver. Other values will result in an immediate return.

property - The name of the scoped attribute to resolve.

Returns: If the propertyResolved property of ELContext was set to true, then Object.class; otherwise undefined.

Throws:

java.lang.NullPointerException - if context is null

[ELException174](#) - if an exception was thrown while performing the property or variable resolution. The thrown exception must be included as the cause property of this exception, if available.

getValue(ELContext, Object, Object)

```
public java.lang.Object getValue(javax.el.ELContext context, java.lang.Object base,  
                                  java.lang.Object property)
```

If the base object is null, searches the page, request, session and application scopes for an attribute with the given name and returns it, or null if no attribute exists with the current name.

The propertyResolved property of the ELContext object must be set to true by this resolver before returning if base is null. If this property is not true after this method is called, the caller should ignore the return value.

Overrides: getValue in class ELResolver

Parameters:

context - The context of this evaluation.

base - Only null is handled by this resolver. Other values will result in an immediate return.

property - The name of the scoped attribute to resolve.

Returns: If the propertyResolved property of ELContext was set to true, then the scoped attribute; otherwise undefined.

isReadOnly(ELContext, Object, Object)

Throws:

`java.lang.NullPointerException` - if context is null

`ELException174` - if an exception was thrown while performing the property or variable resolution. The thrown exception must be included as the cause property of this exception, if available.

isReadOnly(ELContext, Object, Object)

```
public boolean isReadOnly(javax.el.ELContext context, java.lang.Object base,  
                           java.lang.Object property)
```

If the base object is null, returns `false` to indicate that scoped attributes are never read-only.

The `propertyResolved` property of the `ELContext` object must be set to `true` by this resolver before returning if base is null. If this property is not `true` after this method is called, the caller should ignore the return value.

Overrides: `isReadOnly` in class `ELResolver`

Parameters:

`context` - The context of this evaluation.

`base` - Only null is handled by this resolver. Other values will result in an immediate return.

`property` - The name of the scoped attribute.

Returns: If the `propertyResolved` property of `ELContext` was set to `true`, then `false`; otherwise undefined.

Throws:

`java.lang.NullPointerException` - if context is null.

`ELException174` - if an exception was thrown while performing the property or variable resolution. The thrown exception must be included as the cause property of this exception, if available.

setValue(ELContext, Object, Object, Object)

```
public void setValue(javax.el.ELContext context, java.lang.Object base,  
                    java.lang.Object property, java.lang.Object val)
```

If the base object is null, sets an existing scoped attribute to the new value, or creates a new scoped attribute if one does not exist by this name.

If the provided attribute name matches the key of an attribute in page scope, request scope, session scope, or application scope, the corresponding attribute value will be replaced by the provided value. Otherwise, a new page scope attribute will be created with the given name and value.

The `propertyResolved` property of the `ELContext` object must be set to `true` by this resolver before returning if base is null. If this property is not `true` after this method is called, the caller should ignore the return value.

Overrides: `setValue` in class `ELResolver`

Parameters:

`context` - The context of this evaluation.

`base` - Only null is handled by this resolver. Other values will result in an immediate return.

`property` - The name of the scoped attribute to set.

`val` - The value for the scoped attribute.

Throws:

`java.lang.NullPointerException` - if context is null.

[ELException₁₇₄](#) - if an exception was thrown while performing the property or variable resolution.

The thrown exception must be included as the cause property of this exception, if available.

javax.servlet.jsp.el VariableResolver

Declaration

```
public interface VariableResolver
```

Deprecated. As of JSP 2.1, replaced by `javax.el.ELResolver`

Description

This class is used to customize the way an ExpressionEvaluator resolves variable references at evaluation time. For example, instances of this class can implement their own variable lookup mechanisms, or introduce the notion of “implicit variables” which override any other variables. An instance of this class should be passed when evaluating an expression.

An instance of this class includes the context against which resolution will happen

Since: JSP 2.0

Member Summary

Methods

```
java.lang.Object resolveVariable\(java.lang.String pName\)194
```

Methods

resolveVariable(String)

```
public java.lang.Object resolveVariable(java.lang.String pName)  
    throws ELException
```

Resolves the specified variable. Returns null if the variable is not found.

Parameters:

pName - the name of the variable to resolve

Returns: the result of the variable resolution

Throws:

[ELException](#)₁₇₄ - if a failure occurred while trying to resolve the given variable

Part III

The next Appendices provide details. Appendices B, C and D are normative. Appendices A, E, and F are non-normative.

The Appendices are

- Appendix A - Packaging JSP pages
- Appendix B - Schema for the portion of web.xml owned by the JSP specification
- Appendix C - Schema for the Tag Library Descriptor file.
- Appendix D - Page Character Encoding Detection Algorithm
- Appendix E - Changes
- Appendix F - Glossary of terms

APPENDIX JSP.A

Packaging JSP Pages

This appendix shows two simple examples of packaging a JSP page into a WAR for delivery into a Web container. In the first example, the JSP page is delivered in source form. This is likely to be the most common example. In the second example the JSP page is compiled into a servlet that uses only Servlet 2.5 and JSP 2.2 API calls; the servlet is then packaged into a WAR with a deployment descriptor such that it looks as the original JSP page to any client.

This appendix is non normative. Actually, strictly speaking, the appendix relates more to the Servlet 2.5 capabilities than to the JSP 2.2 capabilities. The appendix is included here as this is a feature that JSP page authors and JSP page authoring tools are interested in.

JSP.A.1A Very Simple JSP Page

We start with a very simple JSP page HelloWorld.jsp.

```
<%@ page info="Example JSP pre-compiled" %>
<p>
Hello World
</p>
```

JSP.A.2The JSP Page Packaged as Source in a WAR File

The JSP page can be packaged into a WAR file by just placing it at location / HelloWorld.jsp the default JSP page extension mapping will pick it up. The web.xml is trivial:

```

<!DOCTYPE webapp
  SYSTEM "http://java.sun.com/j2ee/dtds/web-app_2_3.dtd">
<webapp>
  <session-config>
    <session-timeout> 1 </session-timeout>
  </session-config>
</webapp>

```

JSP.A.3 The Servlet for the Compiled JSP Page

As an alternative, we will show how one can compile the JSP page into a servlet class to run in a JSP container.

The JSP page is compiled into a servlet with some implementation dependent name `com.acme._jsp>HelloWorld_XXX_Impl`. The servlet code only depends on the JSP 2.2 and Servlet 2.5 APIs, as follows:

```

package com.acme;

import javax.servlet.*;
import javax.servlet.http.*;
import javax.servlet.jsp.*;

public class _jsp>HelloWorld_XXX_Impl
  extends PlatformDependent_Jsp_Super_Impl
{
  public void _jspInit() {
    // ...
  }

  public void jspDestroy() {
    // ...
  }

  static JspFactory _factory= JspFactory.getDefaultFactory();

  public void _jspService(HttpServletRequest request,
    HttpServletResponse response)
    throws IOException, ServletException

```



```

{
    Object page= this;
    HttpSession session= request.getSession();
    ServletConfig config= getServletConfig();
    ServletContext application = config.getServletContext();

    PageContext pageContext
        = _factory.getPageContext(this,
            request,
            response,
            (String) NULL,
            true,
            JspWriter.DEFAULT_BUFFER,
            true
        );

    JspWriter out= pageContext.getOut();
    // page context creates initial JspWriter "out"

    try {
        out.println("<p>");
        out.println("Hello World");
        out.println("</p>");
    } catch (Exception e) {
        pageContext.handlePageException(e);
    } finally {
        _factory.releasePageContext(pageContext);
    }
}
}

```

JSP.A.4 The Web Application Descriptor

The servlet is made to look as a JSP page with the following web.xml:

```
<!DOCTYPE webapp
  SYSTEM "http://java.sun.com/j2ee/dtds/web-app_2_3.dtd">
<webapp>
  <servlet>
    <servlet-name> HelloWorld </servlet-name>
    <servlet-class>com.acme._jsp_HelloWorld_XXX_Impl</servlet-class>
  </servlet>

  <servlet-mapping>
    <servlet-name> HelloWorld </servlet-name>
    <url-pattern> /HelloWorld.jsp </url-pattern>
  </servlet-mapping>

  <session-config>
    <session-timeout> 1 </session-timeout>
  </session-config>
</webapp>
```

JSP.A.5 The WAR for the Compiled JSP Page

Finally everything is packaged together into a WAR:

```
/WEB-INF/web.xml
```

```
/WEB-INF/classes/com/acme/_jsp_HelloWorld_XXX_Impl.class
```

Note that if the servlet class generated for the JSP page had depended on some support classes, they would have to be included in the WAR.

A P P E N D I X **JSP.B**

JSP Elements of web.xml

This appendix describes the JSP elements of the Servlet Web Application Deployment Descriptor, which is described using XML Schema.

JSP.B.1 XML Schema for JSP 2.2 Deployment Descriptor

The Servlet 3.0 deployment descriptor schema includes the definitions that appears in this section.

This is the same XML Schema as http://java.sun.com/xml/ns/javaee/jsp_2_2.xsd.

```
<?xml version="1.0" encoding="UTF-8"?>

<xsd:schema xmlns="http://www.w3.org/2001/XMLSchema"
  targetNamespace="http://java.sun.com/xml/ns/javaee"
  xmlns:javaee="http://java.sun.com/xml/ns/javaee"
  xmlns:xsd="http://www.w3.org/2001/XMLSchema"
  elementFormDefault="qualified"
  attributeFormDefault="unqualified"
  version="2.2">
  <xsd:annotation>
    <xsd:documentation>
      @(#)jsp_2_2.xsds02/26/09
    </xsd:documentation>
  </xsd:annotation>

  <xsd:annotation>
    <xsd:documentation>
```

DO NOT ALTER OR REMOVE COPYRIGHT NOTICES OR THIS HEADER.

Copyright 2003-2009 Sun Microsystems, Inc. All rights reserved.

The contents of this file are subject to the terms of either the GNU General Public License Version 2 only ("GPL") or the Common Development and Distribution License("CDDL") (collectively, the "License"). You may not use this file except in compliance with the License. You can obtain a copy of the License at <https://glassfish.dev.java.net/public/CDDL+GPL.html> or [glassfish/bootstrap/legal/LICENSE.txt](https://glassfish.dev.java.net/public/legal/LICENSE.txt). See the License for the specific language governing permissions and limitations under the License.

When distributing the software, include this License Header Notice in each file and include the License file at [glassfish/bootstrap/legal/LICENSE.txt](https://glassfish.dev.java.net/public/legal/LICENSE.txt). Sun designates this particular file as subject to the "Classpath" exception as provided by Sun in the GPL Version 2 section of the License file that accompanied this code. If applicable, add the following below the License Header, with the fields enclosed by brackets [] replaced by your own identifying information:
 "Portions Copyrighted [year] [name of copyright owner]"

Contributor(s):

If you wish your version of this file to be governed by only the CDDL or only the GPL Version 2, indicate your decision by adding "[Contributor] elects to include this software in this distribution under the [CDDL or GPL Version 2] license." If you don't indicate a single choice of license, a recipient has the option to distribute your version of this file under either the CDDL, the GPL Version 2 or to extend the choice of license to its licensees as provided above. However, if you add GPL Version 2 code and therefore, elected the GPL Version 2 license, then the option applies only if the new code is made subject to such option by the copyright holder.

```
</xsd:documentation>
</xsd:annotation>
```

```
<xsd:annotation>
<xsd:documentation>
```

This is the XML Schema for the JSP 2.2 deployment descriptor types. The JSP 2.2 schema contains all the special structures and datatypes that are necessary to use JSP files from a web application.

The contents of this schema is used by the web-app_3_0.xsd file to define JSP specific content.

```
</xsd:documentation>
</xsd:annotation>
```

```
<xsd:annotation>
<xsd:documentation>
```

The following conventions apply to all Java EE deployment descriptor elements unless indicated otherwise.

- In elements that specify a pathname to a file within the same JAR file, relative filenames (i.e., those not starting with "/") are considered relative to the root of the JAR file's namespace. Absolute filenames (i.e., those starting with "/") also specify names in the root of the JAR file's namespace. In general, relative names are preferred. The exception is .war files where absolute names are preferred for consistency with the Servlet API.

```
</xsd:documentation>
</xsd:annotation>
```

```
<xsd:include schemaLocation="javaee_6.xsd"/>
```

```
<!-- ***** -->
```

```
<xsd:complexType name="jsp-configType">
<xsd:annotation>
<xsd:documentation>
```

The jsp-configType is used to provide global configuration information for the JSP files in a web application. It has two subelements, taglib and jsp-property-group.

```
</xsd:documentation>
</xsd:annotation>
```

JavaServer Pages 2.2 Specification

```

<xsd:sequence>
  <xsd:element name="taglib"
    type="javaee:taglibType"
    minOccurs="0"
    maxOccurs="unbounded"/>
  <xsd:element name="jsp-property-group"
    type="javaee:jsp-property-groupType"
    minOccurs="0"
    maxOccurs="unbounded"/>
</xsd:sequence>
<xsd:attribute name="id" type="xsd:ID"/>
</xsd:complexType>

<!-- ***** -->

<xsd:complexType name="jsp-fileType">
  <xsd:annotation>
    <xsd:documentation>

      The jsp-file element contains the full path to a JSP file
      within the web application beginning with a `/.

    </xsd:documentation>
  </xsd:annotation>

  <xsd:simpleContent>
    <xsd:restriction base="javaee:pathType"/>
  </xsd:simpleContent>
</xsd:complexType>

<!-- ***** -->

<xsd:complexType name="jsp-property-groupType">
  <xsd:annotation>
    <xsd:documentation>

      The jsp-property-groupType is used to group a number of
      files so they can be given global property information.
      All files so described are deemed to be JSP files. The
      following additional properties can be described:

      - Control whether EL is ignored.
      - Control whether scripting elements are invalid.
    </xsd:documentation>
  </xsd:annotation>

```

- Indicate pageEncoding information.
- Indicate that a resource is a JSP document (XML).
- Prelude and Coda automatic includes.
- Control whether the character sequence #{ is allowed when used as a String literal.
- Control whether template text containing only whitespaces must be removed from the response output.
- Indicate the default contentType information.
- Indicate the default buffering model for JspWriter
- Control whether error should be raised for the use of undeclared namespaces in a JSP page.

```

</xsd:documentation>
</xsd:annotation>

<xsd:sequence>
  <xsd:group ref="javaee:descriptionGroup"/>
  <xsd:element name="url-pattern"
    type="javaee:url-patternType"
    maxOccurs="unbounded"/>
  <xsd:element name="el-ignored"
    type="javaee:true-falseType"
    minOccurs="0">
  <xsd:annotation>
  <xsd:documentation>

```

Can be used to easily set the isELIgnored property of a group of JSP pages. By default, the EL evaluation is enabled for Web Applications using a Servlet 2.4 or greater web.xml, and disabled otherwise.

```

</xsd:documentation>
</xsd:annotation>
</xsd:element>
<xsd:element name="page-encoding"
  type="javaee:string"
  minOccurs="0">
<xsd:annotation>
<xsd:documentation>

```

The valid values of page-encoding are those of the pageEncoding page directive. It is a translation-time error to name different encodings

in the pageEncoding attribute of the page directive of a JSP page and in a JSP configuration element matching the page. It is also a translation-time error to name different encodings in the prolog or text declaration of a document in XML syntax and in a JSP configuration element matching the document. It is legal to name the same encoding through multiple mechanisms.

```

</xsd:documentation>
</xsd:annotation>
</xsd:element>
<xsd:element name="scripting-invalid"
  type="javaee:true-falseType"
  minOccurs="0">
<xsd:annotation>
<xsd:documentation>

```

Can be used to easily disable scripting in a group of JSP pages. By default, scripting is enabled.

```

</xsd:documentation>
</xsd:annotation>
</xsd:element>
<xsd:element name="is-xml"
  type="javaee:true-falseType"
  minOccurs="0">
<xsd:annotation>
<xsd:documentation>

```

If true, denotes that the group of resources that match the URL pattern are JSP documents, and thus must be interpreted as XML documents. If false, the resources are assumed to not be JSP documents, unless there is another property group that indicates otherwise.

```

</xsd:documentation>
</xsd:annotation>
</xsd:element>
<xsd:element name="include-prelude"
  type="javaee:pathType"
  minOccurs="0"

```



```

        maxOccurs="unbounded">
<xsd:annotation>
<xsd:documentation>

```

The include-*prelude* element is a context-relative path that must correspond to an element in the Web Application. When the element is present, the given path will be automatically included (as in an include directive) at the beginning of each JSP page in this *jsp-property-group*.

```

</xsd:documentation>
</xsd:annotation>
</xsd:element>
<xsd:element name="include-coda"
    type="javaee:pathType"
    minOccurs="0"
    maxOccurs="unbounded">
<xsd:annotation>
<xsd:documentation>

```

The include-*coda* element is a context-relative path that must correspond to an element in the Web Application. When the element is present, the given path will be automatically included (as in an include directive) at the end of each JSP page in this *jsp-property-group*.

```

</xsd:documentation>
</xsd:annotation>
</xsd:element>
<xsd:element name="deferred-syntax-allowed-as-literal"
    type="javaee:true-falseType"
    minOccurs="0">
<xsd:annotation>
<xsd:documentation>

```

The character sequence `#{` is reserved for EL expressions. Consequently, a translation error occurs if the `#{` character sequence is used as a String literal, unless this element is enabled (`true`). Disabled (`false`) by default.

```

</xsd:documentation>

```

```

</xsd:annotation>
</xsd:element>
<xsd:element name="trim-directive-whitespaces"
  type="javaee:true-falseType"
  minOccurs="0">
<xsd:annotation>
<xsd:documentation>

```

Indicates that template text containing only whitespaces must be removed from the response output. It has no effect on JSP documents (XML syntax). Disabled (false) by default.

```

</xsd:documentation>
</xsd:annotation>
</xsd:element>
<xsd:element name="default-content-type"
  type="javaee:string"
  minOccurs="0">
<xsd:annotation>
<xsd:documentation>

```

The valid values of default-content-type are those of the contentType page directive. It specifies the default response contentType if the page directive does not include a contentType attribute.

```

</xsd:documentation>
</xsd:annotation>
</xsd:element>
<xsd:element name="buffer"
  type="javaee:string"
  minOccurs="0">
<xsd:annotation>
<xsd:documentation>

```

The valid values of buffer are those of the buffer page directive. It specifies if buffering should be used for the output to response, and if so, the size of the buffer to use.

```

</xsd:documentation>
</xsd:annotation>
</xsd:element>

```

```

<xsd:element name="error-on-undeclared-namespace"
  type="javaee:true-falseType"
  minOccurs="0">
  <xsd:annotation>
  <xsd:documentation>

```

The default behavior when a tag with unknown namespace is used in a JSP page (regular syntax) is to silently ignore it. If set to true, then an error must be raised during the translation time when an undeclared tag is used in a JSP page. Disabled (false) by default.

```

  </xsd:documentation>
</xsd:annotation>
</xsd:element>
</xsd:sequence>
<xsd:attribute name="id" type="xsd:ID"/>
</xsd:complexType>

<!-- ***** -->

```

```

<xsd:complexType name="taglibType">
  <xsd:annotation>
  <xsd:documentation>

```

The taglibType defines the syntax for declaring in the deployment descriptor that a tag library is available to the application. This can be done to override implicit map entries from TLD files and from the container.

```

  </xsd:documentation>
</xsd:annotation>

<xsd:sequence>
  <xsd:element name="taglib-uri"
    type="javaee:string">
  <xsd:annotation>
  <xsd:documentation>

```

A taglib-uri element describes a URI identifying a tag library used in the web application. The body of the taglib-uri element may be either an absolute URI specification, or a relative URI.

There should be no entries in web.xml with the same taglib-uri value.

```

</xsd:documentation>
</xsd:annotation>
</xsd:element>

<xsd:element name="taglib-location"
  type="javaee:pathType">
  <xsd:annotation>
  <xsd:documentation>

```

the taglib-location element contains the location (as a resource relative to the root of the web application) where to find the Tag Library Description file for the tag library.

```

</xsd:documentation>
</xsd:annotation>
</xsd:element>

</xsd:sequence>
<xsd:attribute name="id" type="xsd:ID"/>
</xsd:complexType>

</xsd:schema>

```

JSP.B.2XML Schema for JSP 2.1 Deployment Descriptor

The Servlet 2.5 deployment descriptor schema includes the definitions that appear in this section.

This is the same XML Schema as http://java.sun.com/xml/ns/javaee/jsp_2_1.xsd, except for some formatting changes to extract comments and make them more readable.

```

<?xml version="1.0" encoding="UTF-8"?>
<xsd:schema xmlns="http://www.w3.org/2001/XMLSchema"
  targetNamespace="http://java.sun.com/xml/ns/javaee"
  xmlns:javaee="http://java.sun.com/xml/ns/javaee"
  xmlns:xsd="http://www.w3.org/2001/XMLSchema"

```

```

        elementFormDefault="qualified"
        attributeFormDefault="unqualified"
        version="2.1">

<xsd:annotation>
  <xsd:documentation>

    @(#)jsp_2_1.xsds 1.5 08/11/05

  </xsd:documentation>
</xsd:annotation>

<xsd:annotation>
  <xsd:documentation>

    This is the XML Schema for the JSP 2.1 deployment descriptor
    types. The JSP 2.1 schema contains all the special
    structures and datatypes that are necessary to use JSP files
    from a web application.

    The contents of this schema is used by the web-app_2_5.xsd
    file to define JSP specific content.

  </xsd:documentation>
</xsd:annotation>

<xsd:annotation>
  <xsd:documentation>

    The following conventions apply to all Java EE
    deployment descriptor elements unless indicated otherwise.

    - In elements that specify a pathname to a file within the
    same JAR file, relative filenames (i.e., those not
    starting with "/") are considered relative to the root of
    the JAR file's namespace. Absolute filenames (i.e., those
    starting with "/") also specify names in the root of the
    JAR file's namespace. In general, relative names are
    preferred. The exception is .war files where absolute
    names are preferred for consistency with the Servlet API.

  </xsd:documentation>
</xsd:annotation>

<xsd:include schemaLocation="javaee_5.xsd"/>

```

```

<!-- ***** -->
<xsd:complexType name="jsp-configType">

  <xsd:annotation>
    <xsd:documentation>

      The jsp-configType is used to provide global configuration
      information for the JSP files in a web application. It has
      two subelements, taglib and jsp-property-group.

    </xsd:documentation>
  </xsd:annotation>

  <xsd:sequence>
    <xsd:element name="taglib"
      type="javaee:taglibType"
      minOccurs="0"
      maxOccurs="unbounded"/>
    <xsd:element name="jsp-property-group"
      type="javaee:jsp-property-groupType"
      minOccurs="0"
      maxOccurs="unbounded"/>
  </xsd:sequence>
  <xsd:attribute name="id" type="xsd:ID"/>
</xsd:complexType>

<!-- ***** -->
<xsd:complexType name="jsp-fileType">

  <xsd:annotation>
    <xsd:documentation>

      The jsp-file element contains the full path to a JSP file
      within the web application beginning with a `/'.

    </xsd:documentation>
  </xsd:annotation>

  <xsd:simpleContent>
    <xsd:restriction base="javaee:pathType"/>
  </xsd:simpleContent>
</xsd:complexType>

<!-- ***** -->
<xsd:complexType name="jsp-property-groupType">

```

```

<xsd:annotation>
  <xsd:documentation>

    The jsp-property-groupType is used to group a number of
    files so they can be given global property information.
    All files so described are deemed to be JSP files. The
    following additional properties can be described:

    - Control whether EL is ignored.
    - Control whether scripting elements are invalid.
    - Indicate pageEncoding information.
    - Indicate that a resource is a JSP document (XML).
    - Prelude and Coda automatic includes.
    - Control whether the character sequence #{ is allowed
    when used as a String literal.
    - Control whether template text containing only
    whitespaces must be removed from the response output.

  </xsd:documentation>
</xsd:annotation>

<xsd:sequence>
  <xsd:group ref="javaee:descriptionGroup"/>
  <xsd:element name="url-pattern"
    type="javaee:url-patternType"
    maxOccurs="unbounded"/>
  <xsd:element name="el-ignored"
    type="javaee:true-falseType"
    minOccurs="0">

    <xsd:annotation>
      <xsd:documentation>

        Can be used to easily set the isELIgnored
        property of a group of JSP pages. By default, the
        EL evaluation is enabled for Web Applications using
        a Servlet 2.4 or greater web.xml, and disabled
        otherwise.

      </xsd:documentation>
    </xsd:annotation>

  </xsd:element>
  <xsd:element name="page-encoding"
    type="javaee:string"

```

```

        minOccurs="0">

<xsd:annotation>
  <xsd:documentation>

    The valid values of page-encoding are those of the
    pageEncoding page directive. It is a
    translation-time error to name different encodings
    in the pageEncoding attribute of the page directive
    of a JSP page and in a JSP configuration element
    matching the page. It is also a translation-time
    error to name different encodings in the prolog
    or text declaration of a document in XML syntax and
    in a JSP configuration element matching the document.
    It is legal to name the same encoding through
    multiple mechanisms.

  </xsd:documentation>
</xsd:annotation>

</xsd:element>
<xsd:element name="scripting-invalid"
  type="javaee:true-falseType"
  minOccurs="0">

  <xsd:annotation>
    <xsd:documentation>

      Can be used to easily disable scripting in a
      group of JSP pages. By default, scripting is
      enabled.

    </xsd:documentation>
  </xsd:annotation>

</xsd:element>
<xsd:element name="is-xml"
  type="javaee:true-falseType"
  minOccurs="0">

  <xsd:annotation>
    <xsd:documentation>

      If true, denotes that the group of resources
      that match the URL pattern are JSP documents,

```


and thus must be interpreted as XML documents. If false, the resources are assumed to not be JSP documents, unless there is another property group that indicates otherwise.

```

</xsd:documentation>
</xsd:annotation>

</xsd:element>
<xsd:element name="include-prelude"
  type="javaee:pathType"
  minOccurs="0"
  maxOccurs="unbounded">

```

```

<xsd:annotation>
  <xsd:documentation>

```

The include-prelude element is a context-relative path that must correspond to an element in the Web Application. When the element is present, the given path will be automatically included (as in an include directive) at the beginning of each JSP page in this jsp-property-group.

```

</xsd:documentation>
</xsd:annotation>

</xsd:element>
<xsd:element name="include-coda"
  type="javaee:pathType"
  minOccurs="0"
  maxOccurs="unbounded">

```

```

<xsd:annotation>
  <xsd:documentation>

```

The include-coda element is a context-relative path that must correspond to an element in the Web Application. When the element is present, the given path will be automatically included (as in an include directive) at the end of each JSP page in this jsp-property-group.

```

</xsd:documentation>
</xsd:annotation>

```

```

</xsd:element>
<xsd:element name="deferred-syntax-allowed-as-literal"
  type="javaee:true-falseType"
  minOccurs="0">

  <xsd:annotation>
    <xsd:documentation>

      The character sequence #{ is reserved for EL expressions.
      Consequently, a translation error occurs if the #{
      character sequence is used as a String literal, unless
      this element is enabled (true). Disabled (false) by
      default.

    </xsd:documentation>
  </xsd:annotation>

</xsd:element>
<xsd:element name="trim-directive-whitespaces"
  type="javaee:true-falseType"
  minOccurs="0">

  <xsd:annotation>
    <xsd:documentation>

      Indicates that template text containing only whitespaces
      must be removed from the response output. It has no
      effect on JSP documents (XML syntax). Disabled (false)
      by default.

    </xsd:documentation>
  </xsd:annotation>

</xsd:element>
</xsd:sequence>
<xsd:attribute name="id" type="xsd:ID"/>
</xsd:complexType>

<!-- ***** -->
<xsd:complexType name="taglibType">

  <xsd:annotation>
    <xsd:documentation>

      The taglibType defines the syntax for declaring in

```

the deployment descriptor that a tag library is available to the application. This can be done to override implicit map entries from TLD files and from the container.

```
</xsd:documentation>
</xsd:annotation>
```

```
<xsd:sequence>
  <xsd:element name="taglib-uri"
    type="javaee:string">
```

```
  <xsd:annotation>
    <xsd:documentation>
```

A taglib-uri element describes a URI identifying a tag library used in the web application. The body of the taglib-uri element may be either an absolute URI specification, or a relative URI. There should be no entries in web.xml with the same taglib-uri value.

```
  </xsd:documentation>
</xsd:annotation>
```

```
</xsd:element>
<xsd:element name="taglib-location"
  type="javaee:pathType">
```

```
<xsd:annotation>
  <xsd:documentation>
```

the taglib-location element contains the location (as a resource relative to the root of the web application) where to find the Tag Library Description file for the tag library.

```
  </xsd:documentation>
</xsd:annotation>
```

```
</xsd:element>
</xsd:sequence>
<xsd:attribute name="id" type="xsd:ID"/>
</xsd:complexType>
```

```
</xsd:schema>
```

JSP.B.3XML Schema for JSP 2.0 Deployment Descriptor

The Servlet 2.4 deployment descriptor schema includes the definitions that appear in this Appendix.

This is the same XML Schema as http://java.sun.com/xml/ns/j2ee/jsp_2_0.xsd, except for some formatting changes to extract comments and make them more readable.

```
<?xml version="1.0" encoding="UTF-8"?>
<xsd:schema xmlns="http://www.w3.org/2001/XMLSchema"
  targetNamespace="http://java.sun.com/xml/ns/j2ee"
  xmlns:j2ee="http://java.sun.com/xml/ns/j2ee"
  xmlns:xsd="http://www.w3.org/2001/XMLSchema"
  elementFormDefault="qualified"
  attributeFormDefault="unqualified"
  version="2.0">

  <xsd:annotation>
    <xsd:documentation>

      This is the XML Schema for the JSP 2.0 deployment descriptor
      types. The JSP 2.0 schema contains all the special
      structures and datatypes that are necessary to use JSP files
      from a web application.

      The contents of this schema is used by the web-app_2_4.xsd
      file to define JSP specific content.

    </xsd:documentation>
  </xsd:annotation>

  <xsd:annotation>
    <xsd:documentation>

      The following conventions apply to all J2EE
      deployment descriptor elements unless indicated otherwise.

      - In elements that specify a pathname to a file within the
      same JAR file, relative filenames (i.e., those not
```

starting with "/") are considered relative to the root of the JAR file's namespace. Absolute filenames (i.e., those starting with "/") also specify names in the root of the JAR file's namespace. In general, relative names are preferred. The exception is .war files where absolute names are preferred for consistency with the Servlet API.

```

</xsd:documentation>
</xsd:annotation>

<xsd:include schemaLocation="j2ee_1_4.xsd"/>

<!-- ***** -->
<xsd:complexType name="jsp-configType">

  <xsd:annotation>
    <xsd:documentation>

      The jsp-configType is used to provide global configuration
      information for the JSP files in a web application. It has
      two subelements, taglib and jsp-property-group.

    </xsd:documentation>
  </xsd:annotation>

  <xsd:sequence>
    <xsd:element name="taglib"
      type="j2ee:taglibType"
      minOccurs="0"
      maxOccurs="unbounded"/>
    <xsd:element name="jsp-property-group"
      type="j2ee:jsp-property-groupType"
      minOccurs="0"
      maxOccurs="unbounded"/>
  </xsd:sequence>
  <xsd:attribute name="id" type="xsd:ID"/>
</xsd:complexType>

<!-- ***** -->
<xsd:complexType name="jsp-fileType">

  <xsd:annotation>
    <xsd:documentation>

      The jsp-file element contains the full path to a JSP file

```

within the web application beginning with a `/'.

```

    </xsd:documentation>
  </xsd:annotation>

  <xsd:simpleContent>
    <xsd:restriction base="j2ee:pathType"/>
  </xsd:simpleContent>
</xsd:complexType>

<!-- ***** -->
<xsd:complexType name="jsp-property-groupType">

  <xsd:annotation>
    <xsd:documentation>

      The jsp-property-groupType is used to group a number of
      files so they can be given global property information.
      All files so described are deemed to be JSP files. The
      following additional properties can be described:

        - Control whether EL is ignored
        - Control whether scripting elements are invalid
        - Indicate pageEncoding information.
        - Indicate that a resource is a JSP document (XML)
        - Prelude and Coda automatic includes.

    </xsd:documentation>
  </xsd:annotation>

  <xsd:sequence>
    <xsd:group ref="j2ee:descriptionGroup"/>
    <xsd:element name="url-pattern"
      type="j2ee:url-patternType"
      maxOccurs="unbounded"/>
    <xsd:element name="el-ignored"
      type="j2ee:true-falseType"
      minOccurs="0">

    <xsd:annotation>
      <xsd:documentation>

        Can be used to easily set the isELIgnored
        property of a group of JSP pages. By default, the
        EL evaluation is enabled for Web Applications using

```

a Servlet 2.4 or greater web.xml, and disabled otherwise.

```

</xsd:documentation>
</xsd:annotation>

</xsd:element>
<xsd:element name="page-encoding"
  type="j2ee:string"
  minOccurs="0">

```

```

<xsd:annotation>
  <xsd:documentation>

```

The valid values of page-encoding are those of the pageEncoding page directive. It is a translation-time error to name different encodings in the pageEncoding attribute of the page directive of a JSP page and in a JSP configuration element matching the page. It is also a translation-time error to name different encodings in the prolog or text declaration of a document in XML syntax and in a JSP configuration element matching the document. It is legal to name the same encoding through multiple mechanisms.

```

</xsd:documentation>
</xsd:annotation>

```

```

</xsd:element>
<xsd:element name="scripting-invalid"
  type="j2ee:true-falseType"
  minOccurs="0">

```

```

<xsd:annotation>
  <xsd:documentation>

```

Can be used to easily disable scripting in a group of JSP pages. By default, scripting is enabled.

```

</xsd:documentation>
</xsd:annotation>

```

```

</xsd:element>

```

```

<xsd:element name="is-xml"
             type="j2ee:true-falseType"
             minOccurs="0">

  <xsd:annotation>
    <xsd:documentation>

      If true, denotes that the group of resources
      that match the URL pattern are JSP documents,
      and thus must be interpreted as XML documents.
      If false, the resources are assumed to not
      be JSP documents, unless there is another
      property group that indicates otherwise.

    </xsd:documentation>
  </xsd:annotation>

</xsd:element>
<xsd:element name="include-prelude"
             type="j2ee:pathType"
             minOccurs="0"
             maxOccurs="unbounded">

  <xsd:annotation>
    <xsd:documentation>

      The include-prelude element is a context-relative
      path that must correspond to an element in the
      Web Application. When the element is present,
      the given path will be automatically included (as
      in an include directive) at the beginning of each
      JSP page in this jsp-property-group.

    </xsd:documentation>
  </xsd:annotation>

</xsd:element>
<xsd:element name="include-coda"
             type="j2ee:pathType"
             minOccurs="0"
             maxOccurs="unbounded">

  <xsd:annotation>
    <xsd:documentation>

```


The include-coda element is a context-relative path that must correspond to an element in the Web Application. When the element is present, the given path will be automatically included (as in an include directive) at the end of each JSP page in this jsp-property-group.

```

    </xsd:documentation>
  </xsd:annotation>

  </xsd:element>
</xsd:sequence>
<xsd:attribute name="id" type="xsd:ID"/>
</xsd:complexType>

<!-- ***** -->
<xsd:complexType name="taglibType">

  <xsd:annotation>
    <xsd:documentation>

      The taglibType defines the syntax for declaring in
      the deployment descriptor that a tag library is
      available to the application. This can be done
      to override implicit map entries from TLD files and
      from the container.

    </xsd:documentation>
  </xsd:annotation>

  <xsd:sequence>
    <xsd:element name="taglib-uri"
      type="j2ee:string">

      <xsd:annotation>
        <xsd:documentation>

          A taglib-uri element describes a URI identifying a
          tag library used in the web application. The body
          of the taglib-uri element may be either an
          absolute URI specification, or a relative URI.
          There should be no entries in web.xml with the
          same taglib-uri value.
        </xsd:documentation>
      </xsd:annotation>
    </xsd:element>
  </xsd:sequence>
</xsd:complexType>

```

```
        </xsd:documentation>
    </xsd:annotation>

</xsd:element>
<xsd:element name="taglib-location"
    type="j2ee:pathType">

    <xsd:annotation>
        <xsd:documentation>

            the taglib-location element contains the location
            (as a resource relative to the root of the web
            application) where to find the Tag Library
            Description file for the tag library.

        </xsd:documentation>
    </xsd:annotation>

</xsd:element>
</xsd:sequence>
<xsd:attribute name="id" type="xsd:ID"/>
</xsd:complexType>

</xsd:schema>
```

A P P E N D I X JSP.C

Tag Library Descriptor Formats

This appendix includes the XML Schema and DTD files for tag library descriptors using each version of the JSP specification (from JSP 1.1 to current). All JSP 2.2 containers are required to be able to parse and accept all TLD formats described in this appendix. The formats are listed in order from most recent to least recent.

JSP.C.1 XML Schema for TLD, JSP 2.1

The following is an XML Schema file describing a Tag Library Descriptor in a JSP 2.1 format. This is the same XSD as http://java.sun.com/xml/ns/javaee/web-jsptaglibrary_2_1.xsd, except for some formatting changes to extract comments and make them more readable. Some of the types used in this XSD are defined in the Java EE Platform Specification (see Related Documents in the Preface for a link to this specification).

The schema is preceded by a set of diagrams that graphically illustrate the element structure of the schema. The symbols ‘+’, ‘*’, ‘|’, ‘(’ and ‘)’ have the same meaning as in DTD. In the event of a discrepancy between these diagrams and the schema, the schema prevails.

This schema differs from the JSP 2.0 version by supporting deferred expressions. The <attribute> element now supports three new sub-elements: <deferred-value>, <deferred-method>, and <method-signature>.

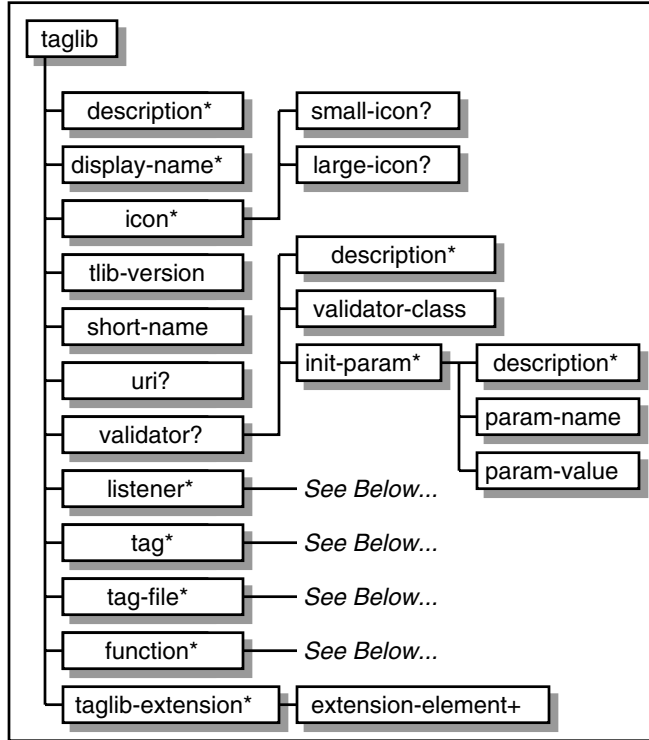


Figure JSP.C-1 TLD Schema Element Structure

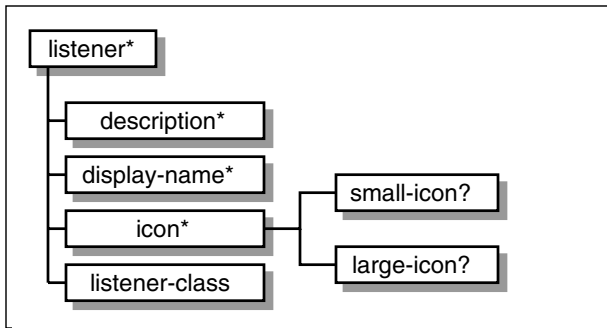


Figure JSP.C-2 TLD Schema Element Structure - listener

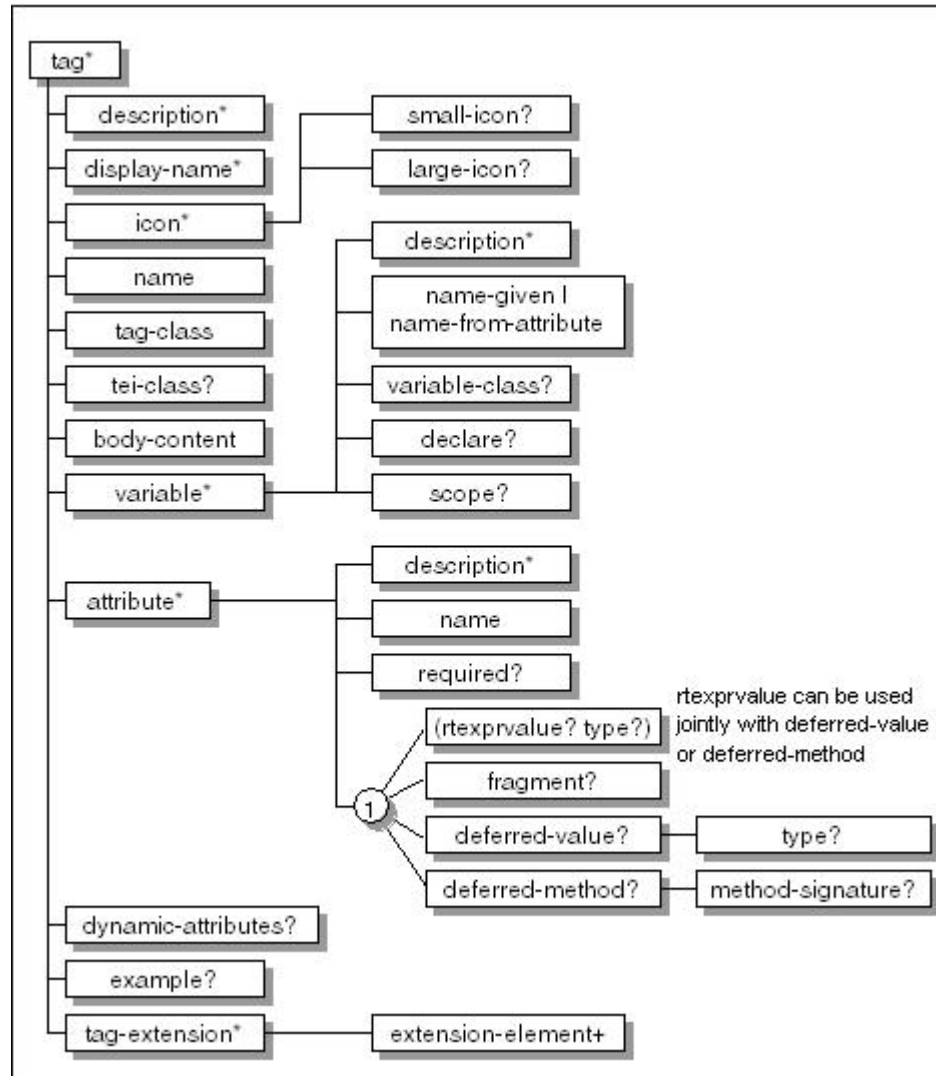


Figure JSP.C-3 TLD Schema Element Structure - tag

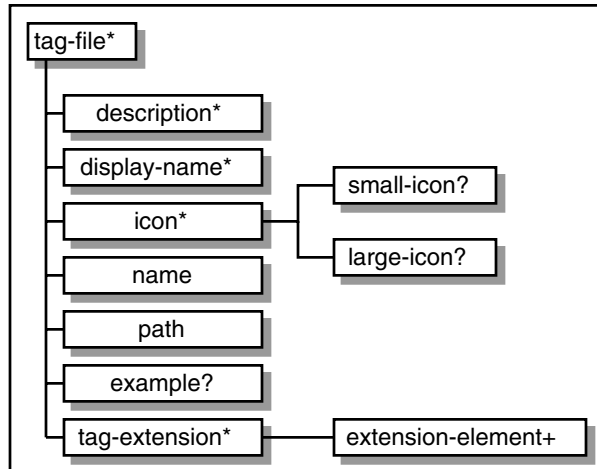


Figure JSP.C-4 TLD Schema Element Structure - tag-file

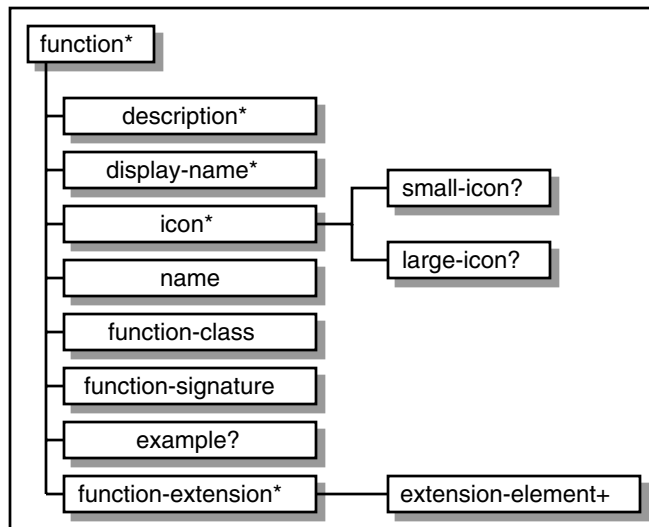


Figure JSP.C-5 TLD Schema Element Structure - function

```

<?xml version="1.0" encoding="UTF-8"?>
<xsd:schema
  targetNamespace="http://java.sun.com/xml/ns/javaee"
  xmlns:javaee="http://java.sun.com/xml/ns/javaee"
  xmlns:xsd="http://www.w3.org/2001/XMLSchema"
  elementFormDefault="qualified"
  attributeFormDefault="unqualified"
  version="2.1">

  <xsd:annotation>
    <xsd:documentation>

      @(#)web-jsptaglibrary_2_1.xsds    1.1

    </xsd:documentation>
  </xsd:annotation>

  <xsd:annotation>
    <xsd:documentation>

      This is the XML Schema for the JSP Taglibrary
      descriptor. All Taglibrary descriptors must
      indicate the tag library schema by using the Taglibrary
      namespace:

      http://java.sun.com/xml/ns/javaee

      and by indicating the version of the schema by
      using the version element as shown below:

      <taglib xmlns="http://java.sun.com/xml/ns/javaee"
        xmlns:xsi="http://www.w3.org/2001/XMLSchema-instance"
        xsi:schemaLocation="..."
        version="2.1">
        ...
      </taglib>

      The instance documents may indicate the published
      version of the schema using xsi:schemaLocation attribute
      for Java EE namespace with the following location:

      http://java.sun.com/xml/ns/javaee/web-jsptaglibrary_2_1.xsd

    </xsd:documentation>
  </xsd:annotation>

```

```

<xsd:include schemaLocation="javaee_5.xsd"/>

<!-- ***** -->
<xsd:element name="taglib" type="javaee:tldTaglibType">

  <xsd:annotation>
    <xsd:documentation>

      The taglib tag is the document root.
      The definition of taglib is provided
      by the tldTaglibType.

    </xsd:documentation>
  </xsd:annotation>

  <xsd:unique name="tag-name-uniqueness">

    <xsd:annotation>
      <xsd:documentation>

        The taglib element contains, among other things, tag and
        tag-file elements.
        The name subelements of these elements must each be unique.

      </xsd:documentation>
    </xsd:annotation>

    <xsd:selector xpath="javaee:tag|javaee:tag-file"/>
    <xsd:field xpath="javaee:name"/>
  </xsd:unique>
  <xsd:unique name="function-name-uniqueness">

    <xsd:annotation>
      <xsd:documentation>

        The taglib element contains function elements.
        The name subelements of these elements must each be unique.

      </xsd:documentation>
    </xsd:annotation>

    <xsd:selector xpath="javaee:function"/>
    <xsd:field xpath="javaee:name"/>
  </xsd:unique>
</xsd:element>

```



```

<!-- ***** -->
<xsd:complexType name="body-contentType">

  <xsd:annotation>
    <xsd:documentation>

      Specifies the type of body that is valid for a tag.
      This value is used by the JSP container to validate
      that a tag invocation has the correct body syntax and
      by page composition tools to assist the page author
      in providing a valid tag body.

      There are currently four values specified:

      tagdependent      The body of the tag is interpreted by the tag
                        implementation itself, and is most likely
                        in a different "language", e.g embedded SQL
                        statements.

      JSP                The body of the tag contains nested JSP
                        syntax.

      empty              The body must be empty

      scriptless         The body accepts only template text, EL
                        Expressions, and JSP action elements. No
                        scripting elements are allowed.

    </xsd:documentation>
  </xsd:annotation>

  <xsd:simpleContent>
    <xsd:restriction base="javaee:string">
      <xsd:enumeration value="tagdependent"/>
      <xsd:enumeration value="JSP"/>
      <xsd:enumeration value="empty"/>
      <xsd:enumeration value="scriptless"/>
    </xsd:restriction>
  </xsd:simpleContent>
</xsd:complexType>

<!-- ***** -->
<xsd:complexType name="extensibleType" abstract="true">

```

```

<xsd:annotation>
  <xsd:documentation>

    The extensibleType is an abstract base type that is used to
    define the type of extension-elements. Instance documents
    must substitute a known type to define the extension by
    using xsi:type attribute to define the actual type of
    extension-elements.

  </xsd:documentation>
</xsd:annotation>

  <xsd:attribute name="id" type="xsd:ID"/>
</xsd:complexType>

<!-- ***** -->
<xsd:complexType name="functionType">

  <xsd:annotation>
    <xsd:documentation>

      The function element is used to provide information on each
      function in the tag library that is to be exposed to the EL.

      The function element may have several subelements defining:

|                           |                                                                                                                                                                |
|---------------------------|----------------------------------------------------------------------------------------------------------------------------------------------------------------|
| <i>description</i>        | <i>Optional tag-specific information</i>                                                                                                                       |
| <i>display-name</i>       | <i>A short name that is intended to be         displayed by tools</i>                                                                                          |
| <i>icon</i>               | <i>Optional icon element that can be used         by tools</i>                                                                                                 |
| <i>name</i>               | <i>A unique name for this function</i>                                                                                                                         |
| <i>function-class</i>     | <i>Provides the name of the Java class that         implements the function</i>                                                                                |
| <i>function-signature</i> | <i>Provides the signature, as in the Java         Language Specification, of the Java         method that is to be used to implement         the function.</i> |
| <i>example</i>            | <i>Optional informal description of an</i>                                                                                                                     |


```

example of a use of this function

```

function-extension Zero or more extensions that provide extra
information about this function, for tool
consumption

</xsd:documentation>
</xsd:annotation>

<xsd:sequence>
  <xsd:group ref="javaee:descriptionGroup"/>
  <xsd:element name="name"
    type="javaee:tld-canonical-nameType">

    <xsd:annotation>
      <xsd:documentation>

        A unique name for this function.

      </xsd:documentation>
    </xsd:annotation>

  </xsd:element>
  <xsd:element name="function-class"
    type="javaee:fully-qualified-classType">

    <xsd:annotation>
      <xsd:documentation>

        Provides the fully-qualified class name of the Java
class containing the static method that implements
the function.

      </xsd:documentation>
    </xsd:annotation>

  </xsd:element>
  <xsd:element name="function-signature"
    type="javaee:string">

    <xsd:annotation>
      <xsd:documentation>

        Provides the signature, of the static Java method that is
to be used to implement the function. The syntax of the

```

function-signature element is as follows:

```

FunctionSignature ::= ReturnType S MethodName S?
                    '(' S? Parameters? S? ')'

ReturnType        ::= Type

MethodName        ::= Identifier

Parameters        ::= Parameter
                    | ( Parameter S? ',' S? Parameters )

Parameter         ::= Type

```

Where:

** Type is a basic type or a fully qualified Java class name (including package name), as per the 'Type' production in the Java Language Specification, Second Edition, Chapter 18.*

** Identifier is a Java identifier, as per the 'Identifier' production in the Java Language Specification, Second Edition, Chapter 18.*

Example:

```
java.lang.String nickName( java.lang.String, int )
```

```

</xsd:documentation>
</xsd:annotation>

</xsd:element>
<xsd:element name="example"
  type="javaee:xsdStringType"
  minOccurs="0">

<xsd:annotation>
  <xsd:documentation>

```

The example element contains an informal description of an example of the use of this function.

```

        </xsd:documentation>
    </xsd:annotation>

</xsd:element>
<xsd:element name="function-extension"
    type="javaee:tld-extensionType"
    minOccurs="0"
    maxOccurs="unbounded">

    <xsd:annotation>
        <xsd:documentation>

            Function extensions are for tool use only and must not
            affect the behavior of a container.

        </xsd:documentation>
    </xsd:annotation>

</xsd:element>
</xsd:sequence>
<xsd:attribute name="id" type="xsd:ID"/>
</xsd:complexType>

<!-- ***** -->
<xsd:complexType name="tagFileType">

    <xsd:annotation>
        <xsd:documentation>

            Defines an action in this tag library that is implemented
            as a .tag file.

            The tag-file element has two required subelements:

|                     |                                                                           |
|---------------------|---------------------------------------------------------------------------|
| <i>description</i>  | <i>Optional tag-specific information</i>                                  |
| <i>display-name</i> | <i>A short name that is intended to be             displayed by tools</i> |
| <i>icon</i>         | <i>Optional icon element that can be used             by tools</i>        |
| <i>name</i>         | <i>The unique action name</i>                                             |
| <i>path</i>         | <i>Where to find the .tag file implementing this</i>                      |


```

action, relative to the root of the web application or the root of the JAR file for a tag library packaged in a JAR. This must begin with /WEB-INF/tags if the .tag file resides in the WAR, or /META-INF/tags if the .tag file resides in a JAR.

example *Optional informal description of an example of a use of this tag*

tag-extension *Zero or more extensions that provide extra information about this tag, for tool consumption*

```

</xsd:documentation>
</xsd:annotation>

<xsd:sequence>
  <xsd:group ref="javaee:descriptionGroup"/>
  <xsd:element name="name"
    type="javaee:tld-canonical-nameType"/>
  <xsd:element name="path"
    type="javaee:pathType"/>
  <xsd:element name="example"
    type="javaee:xsdStringType"
    minOccurs="0">

    <xsd:annotation>
      <xsd:documentation>

        The example element contains an informal description
        of an example of the use of a tag.

      </xsd:documentation>
    </xsd:annotation>

  </xsd:element>
  <xsd:element name="tag-extension"
    type="javaee:tld-extensionType"
    minOccurs="0"
    maxOccurs="unbounded">

    <xsd:annotation>
      <xsd:documentation>

```

Tag extensions are for tool use only and must not affect the behavior of a container.

```

    </xsd:documentation>
  </xsd:annotation>

  </xsd:element>
</xsd:sequence>
<xsd:attribute name="id" type="xsd:ID"/>
</xsd:complexType>

<!-- ***** -->
<xsd:complexType name="tagType">

  <xsd:annotation>
    <xsd:documentation>

      The tag defines a unique tag in this tag library. It has one
      attribute, id.

      The tag element may have several subelements defining:

      description      Optional tag-specific information

      display-name    A short name that is intended to be
                        displayed by tools

      icon            Optional icon element that can be used
                        by tools

      name            The unique action name

      tag-class       The tag handler class implementing
                        javax.servlet.jsp.tagext.JspTag

      tei-class      An optional subclass of
                        javax.servlet.jsp.tagext.TagExtraInfo

      body-content   The body content type

      variable       Optional scripting variable information

      attribute      All attributes of this action that are
                        evaluated prior to invocation.
    
```

dynamic-attributes Whether this tag supports additional attributes with dynamic names. If true, the tag-class must implement the `javax.servlet.jsp.tagext.DynamicAttributes` interface. Defaults to false.

example Optional informal description of an example of a use of this tag

tag-extension Zero or more extensions that provide extra information about this tag, for tool consumption

```

</xsd:documentation>
</xsd:annotation>

<xsd:sequence>
  <xsd:group ref="javaee:descriptionGroup"/>
  <xsd:element name="name"
    type="javaee:tld-canonical-nameType"/>
  <xsd:element name="tag-class"
    type="javaee:fully-qualified-classType">

    <xsd:annotation>
      <xsd:documentation>

        Defines the subclass of javax.servlet.jsp.tagext.JspTag
        that implements the request time semantics for
        this tag. (required)

      </xsd:documentation>
    </xsd:annotation>

  </xsd:element>
  <xsd:element name="tei-class"
    type="javaee:fully-qualified-classType"
    minOccurs="0">

    <xsd:annotation>
      <xsd:documentation>

        Defines the subclass of javax.servlet.jsp.tagext.TagExtraInfo
        for this tag. (optional)

        If this is not given, the class is not consulted at

```



```

        translation time.

    </xsd:documentation>
</xsd:annotation>

</xsd:element>
<xsd:element name="body-content"
    type="javaee:body-contentType">

    <xsd:annotation>
    <xsd:documentation>

        Specifies the format for the body of this tag.
        The default in JSP 1.2 was "JSP" but because this
        is an invalid setting for simple tag handlers, there
        is no longer a default in JSP 2.0. A reasonable
        default for simple tag handlers is "scriptless" if
        the tag can have a body.

    </xsd:documentation>
    </xsd:annotation>

</xsd:element>
<xsd:element name="variable"
    type="javaee:variableType"
    minOccurs="0" maxOccurs="unbounded"/>
<xsd:element name="attribute"
    type="javaee:tld-attributeType"
    minOccurs="0" maxOccurs="unbounded"/>
<xsd:element name="dynamic-attributes"
    type="javaee:generic-booleanType"
    minOccurs="0"/>
<xsd:element name="example"
    type="javaee:xsdStringType"
    minOccurs="0">

    <xsd:annotation>
    <xsd:documentation>

        The example element contains an informal description
        of an example of the use of a tag.

    </xsd:documentation>
    </xsd:annotation>

```

```

</xsd:element>
<xsd:element name="tag-extension"
             type="javaee:tld-extensionType"
             minOccurs="0"
             maxOccurs="unbounded">

    <xsd:annotation>
        <xsd:documentation>

            Tag extensions are for tool use only and must not affect
            the behavior of a container.

        </xsd:documentation>
    </xsd:annotation>

</xsd:element>
</xsd:sequence>
<xsd:attribute name="id" type="xsd:ID"/>
</xsd:complexType>

<!-- ***** -->
<xsd:complexType name="tld-attributeType">

    <xsd:annotation>
        <xsd:documentation>

            The attribute element defines an attribute for the nesting
            tag. The attribute element may have several subelements
            defining:

            description    a description of the attribute

            name           the name of the attribute

            required       whether the attribute is required or
            optional

            rtexprvalue    whether the attribute is a runtime attribute

            type           the type of the attributes

            fragment       whether this attribute is a fragment

            deferred-value present if this attribute is to be parsed as a
            javax.el.ValueExpression


```

```

        deferred-method present if this attribute is to be parsed as a
            javax.el.MethodExpression

</xsd:documentation>
</xsd:annotation>

<xsd:sequence>
  <xsd:element name="description"
    type="javaee:descriptionType"
    minOccurs="0" maxOccurs="unbounded"/>
  <xsd:element name="name"
    type="javaee:java-identifierType"/>
  <xsd:element name="required"
    type="javaee:generic-booleanType"
    minOccurs="0">

    <xsd:annotation>
      <xsd:documentation>

        Defines if the nesting attribute is required or
          optional.

        If not present then the default is "false", i.e
          the attribute is optional.

      </xsd:documentation>
    </xsd:annotation>

  </xsd:element>
  <xsd:choice>
    <xsd:sequence>
      <xsd:sequence minOccurs="0">
        <xsd:element name="rtexprvalue"
          type="javaee:generic-booleanType">

          <xsd:annotation>
            <xsd:documentation>

              Defines if the nesting attribute can have scriptlet
                expressions as a value, i.e the value of the
                attribute may be dynamically calculated at request
                time, as opposed to a static value determined at
                translation time.

              If not present then the default is "false", i.e the

```

```

        attribute has a static value

</xsd:documentation>
</xsd:annotation>

</xsd:element>
<xsd:element name="type"
             type="javaee:fully-qualified-classType"
             minOccurs="0">

<xsd:annotation>
  <xsd:documentation>

    Defines the Java type of the attributes value.
    If this element is omitted, the expected type is
    assumed to be "java.lang.Object".

  </xsd:documentation>
</xsd:annotation>

</xsd:element>
</xsd:sequence>
<xsd:choice>
  <xsd:element name="deferred-value"
              type="javaee:tld-deferred-valueType"
              minOccurs="0">

<xsd:annotation>
  <xsd:documentation>

    Present if the value for this attribute is to be
    passed to the tag handler as a
    javax.el.ValueExpression. This allows for deferred
    evaluation of EL expressions. An optional subelement
    will contain the expected type that the value will
    be coerced to after evaluation of the expression.
    The type defaults to Object if one is not provided.

  </xsd:documentation>
</xsd:annotation>

</xsd:element>
<xsd:element name="deferred-method"
             type="javaee:tld-deferred-methodType"
             minOccurs="0">

```

```

<xsd:annotation>
  <xsd:documentation>

    Present if the value for this attribute is to be
    passed to the tag handler as a
    javax.el.MethodExpression. This allows for deferred
    evaluation of an EL expression that identifies a
    method to be invoked on an Object. An optional
    subelement will contain the expected method
    signature. The signature defaults to "void method()"
    if one is not provided.

  </xsd:documentation>
</xsd:annotation>

</xsd:element>
</xsd:choice>
</xsd:sequence>
<xsd:element name="fragment"
  type="javaee:generic-booleanType"
  minOccurs="0">

  <xsd:annotation>
    <xsd:documentation>

      "true" if this attribute is of type
      javax.jsp.tagext.JspFragment, representing dynamic
      content that can be re-evaluated as many times
      as needed by the tag handler. If omitted or "false",
      the default is still type="java.lang.String"

    </xsd:documentation>
  </xsd:annotation>

</xsd:element>
</xsd:choice>
</xsd:sequence>
<xsd:attribute name="id" type="xsd:ID"/>
</xsd:complexType>

<!-- ***** -->
<xsd:complexType name="tld-canonical-nameType">

  <xsd:annotation>
    <xsd:documentation>

```

Defines the canonical name of a tag or attribute being defined.

The name must conform to the lexical rules for an NMTOKEN.

```

</xsd:documentation>
</xsd:annotation>

<xsd:simpleContent>
  <xsd:restriction base="javaee:xsdNMTOKENType"/>
</xsd:simpleContent>
</xsd:complexType>

<!-- ***** -->
<xsd:complexType name="tld-deferred-methodType">

  <xsd:annotation>
    <xsd:documentation>

      Defines information about how to provide the value for a
      tag handler attribute that accepts a javax.el.MethodExpression.

      The deferred-method element has one optional subelement:

      method-signature Provides the signature, as in the Java
      Language Specifies, that is expected for
      the method being identified by the
      expression.

    </xsd:documentation>
  </xsd:annotation>

  <xsd:sequence>
    <xsd:element name="method-signature"
      type="javaee:string"
      minOccurs="0">

      <xsd:annotation>
        <xsd:documentation>

          Provides the expected signature of the method identified
          by the javax.el.MethodExpression.

          This disambiguates overloaded methods and ensures that
          the return value is of the expected type.
        </xsd:documentation>
      </xsd:annotation>
    </xsd:element>
  </xsd:sequence>

```

The syntax of the method-signature element is identical to that of the function-signature element. See the documentation for function-signature for more details.

The name of the method is for documentation purposes only and is ignored by the JSP container.

Example:

```

        boolean validate(java.lang.String)

        </xsd:documentation>
    </xsd:annotation>

    </xsd:element>
</xsd:sequence>
<xsd:attribute name="id" type="xsd:ID"/>
</xsd:complexType>
<!-- ***** -->
<xsd:complexType name="tld-deferred-valueType">
    <xsd:annotation>
        <xsd:documentation>
            Defines information about how to provide the value for a
            tag handler attribute that accepts a javax.el.ValueExpression.

            The deferred-value element has one optional subelement:

            type                the expected type of the attribute

        </xsd:documentation>
    </xsd:annotation>

    <xsd:sequence>
        <xsd:element name="type"
            type="javaee:fully-qualified-classType"
            minOccurs="0">

            <xsd:annotation>
                <xsd:documentation>

```

The fully-qualified name of the Java type that is the

```

        expected type for this deferred expression.  If this
        element is omitted, the expected type is assumed to be
        "java.lang.Object".

        </xsd:documentation>
    </xsd:annotation>

    </xsd:element>
</xsd:sequence>
<xsd:attribute name="id" type="xsd:ID"/>
</xsd:complexType>

<!-- ***** -->
<xsd:complexType name="tld-extensionType">

    <xsd:annotation>
        <xsd:documentation>

            The tld-extensionType is used to indicate
            extensions to a specific TLD element.

            It is used by elements to designate an extension block
            that is targeted to a specific extension designated by
            a set of extension elements that are declared by a
            namespace. The namespace identifies the extension to
            the tool that processes the extension.

            The type of the extension-element is abstract. Therefore,
            a concrete type must be specified by the TLD using
            xsi:type attribute for each extension-element.

        </xsd:documentation>
    </xsd:annotation>

    <xsd:sequence>
        <xsd:element name="extension-element"
            type="javaee:extensibleType"
            maxOccurs="unbounded" />
    </xsd:sequence>
    <xsd:attribute name="namespace"
        use="required"
        type="xsd:anyURI" />
    <xsd:attribute name="id" type="xsd:ID" />
</xsd:complexType>

```



```

<!-- ***** -->
<xsd:complexType name="tldTaglibType">

  <xsd:annotation>
    <xsd:documentation>

      The taglib tag is the document root, it defines:

      description      a simple string describing the "use" of this
                        taglib, should be user discernable

      display-name    the display-name element contains a
                        short name that is intended to be displayed
                        by tools

      icon            optional icon that can be used by tools

      tlib-version    the version of the tag library implementation

      short-name      a simple default short name that could be
                        used by a JSP authoring tool to create
                        names with a mnemonic value; for example,
                        the it may be used as the preferred prefix
                        value in taglib directives

      uri            a uri uniquely identifying this taglib

      validator      optional TagLibraryValidator information

      listener       optional event listener specification

      tag            tags in this tag library

      tag-file       tag files in this tag library

      function       zero or more EL functions defined in this
                        tag library

      taglib-extension zero or more extensions that provide extra
                        information about this taglib, for tool
                        consumption

    </xsd:documentation>
  </xsd:annotation>

```

```

<xsd:sequence>
  <xsd:group ref="javaee:descriptionGroup"/>
  <xsd:element name="tlib-version"
    type="javaee:dewey-versionType">

    <xsd:annotation>
      <xsd:documentation>

        Describes this version (number) of the taglibrary.
        It is described as a dewey decimal.

      </xsd:documentation>
    </xsd:annotation>

  </xsd:element>
  <xsd:element name="short-name"
    type="javaee:tld-canonical-nameType">

    <xsd:annotation>
      <xsd:documentation>

        Defines a simple default name that could be used by
        a JSP authoring tool to create names with a
        mnemonic value; for example, it may be used as the
        preferred prefix value in taglib directives. Do
        not use white space, and do not start with digits
        or underscore.

      </xsd:documentation>
    </xsd:annotation>

  </xsd:element>
  <xsd:element name="uri"
    type="javaee:xsdAnyURIType"
    minOccurs="0">

    <xsd:annotation>
      <xsd:documentation>

        Defines a public URI that uniquely identifies this
        version of the taglibrary. Leave it empty if it
        does not apply.

      </xsd:documentation>
    </xsd:annotation>

```

```

</xsd:element>
<xsd:element name="validator"
             type="javaee:validatorType"
             minOccurs="0">
</xsd:element>
<xsd:element name="listener"
             type="javaee:listenerType"
             minOccurs="0" maxOccurs="unbounded">
</xsd:element>
<xsd:element name="tag"
             type="javaee:tagType"
             minOccurs="0"
             maxOccurs="unbounded" />
<xsd:element name="tag-file"
             type="javaee:tagFileType"
             minOccurs="0"
             maxOccurs="unbounded" />
<xsd:element name="function"
             type="javaee:functionType"
             minOccurs="0"
             maxOccurs="unbounded" />
<xsd:element name="taglib-extension"
             type="javaee:tld-extensionType"
             minOccurs="0"
             maxOccurs="unbounded">

<xsd:annotation>
  <xsd:documentation>

    Taglib extensions are for tool use only and must not
    affect the behavior of a container.

  </xsd:documentation>
</xsd:annotation>

</xsd:element>
</xsd:sequence>
<xsd:attribute name="version"
              type="javaee:dewey-versionType"
              fixed="2.1"
              use="required">

<xsd:annotation>
  <xsd:documentation>

```

```

        Describes the JSP version (number) this taglibrary
        requires in order to function (dewey decimal)

        </xsd:documentation>
    </xsd:annotation>

</xsd:attribute>
<xsd:attribute name="id" type="xsd:ID"/>
</xsd:complexType>

<!-- ***** -->
<xsd:complexType name="validatorType">

    <xsd:annotation>
        <xsd:documentation>

            A validator that can be used to validate
            the conformance of a JSP page to using this tag library is
            defined by a validatorType.

        </xsd:documentation>
    </xsd:annotation>

    <xsd:sequence>
        <xsd:element name="description"
            type="javaee:descriptionType"
            minOccurs="0"
            maxOccurs="unbounded"/>
        <xsd:element name="validator-class"
            type="javaee:fully-qualified-classType">

            <xsd:annotation>
                <xsd:documentation>

                    Defines the TagLibraryValidator class that can be used
                    to validate the conformance of a JSP page to using this
                    tag library.

                </xsd:documentation>
            </xsd:annotation>

        </xsd:element>
    </xsd:sequence>
    <xsd:element name="init-param"
        type="javaee:param-valueType"
        minOccurs="0" maxOccurs="unbounded">

```

```

    <xsd:annotation>
      <xsd:documentation>

        The init-param element contains a name/value pair as an
        initialization param.

      </xsd:documentation>
    </xsd:annotation>

  </xsd:element>
</xsd:sequence>
<xsd:attribute name="id" type="xsd:ID"/>
</xsd:complexType>

<!-- ***** -->
<xsd:complexType name="variable-scopeType">

  <xsd:annotation>
    <xsd:documentation>

      This type defines scope of the scripting variable. See
      TagExtraInfo for details. The allowed values are,
      "NESTED", "AT_BEGIN" and "AT_END".

    </xsd:documentation>
  </xsd:annotation>

  <xsd:simpleContent>
    <xsd:restriction base="javaee:string">
      <xsd:enumeration value="NESTED"/>
      <xsd:enumeration value="AT_BEGIN"/>
      <xsd:enumeration value="AT_END"/>
    </xsd:restriction>
  </xsd:simpleContent>
</xsd:complexType>

<!-- ***** -->
<xsd:complexType name="variableType">

  <xsd:annotation>
    <xsd:documentation>

      The variableType provides information on the scripting
      variables defined by using this tag. It is a (translation
      time) error for a tag that has one or more variable

```

subelements to have a *TagExtraInfo* class that returns a non-null value from a call to *getVariableInfo()*.

The subelements of *variableType* are of the form:

<i>description</i>	<i>Optional description of this variable</i>
<i>name-given</i>	<i>The variable name as a constant</i>
<i>name-from-attribute</i>	<i>The name of an attribute whose (translation time) value will give the name of the variable. One of name-given or name-from-attribute is required.</i>
<i>variable-class</i>	<i>Name of the class of the variable. java.lang.String is default.</i>
<i>declare</i>	<i>Whether the variable is declared or not. True is the default.</i>
<i>scope</i>	<i>The scope of the scripting variable defined. NESTED is default.</i>

```

</xsd:documentation>
</xsd:annotation>

<xsd:sequence>
  <xsd:element name="description"
    type="javaee:descriptionType"
    minOccurs="0" maxOccurs="unbounded"/>
  <xsd:choice>
    <xsd:element name="name-given"
      type="javaee:java-identifierType">

      <xsd:annotation>
        <xsd:documentation>

          The name for the scripting variable.

        </xsd:documentation>
      </xsd:annotation>

    </xsd:element>

```

```

<xsd:element name="name-from-attribute"
             type="javaee:java-identifierType">

  <xsd:annotation>
    <xsd:documentation>

      The name of an attribute whose
      (translation-time) value will give the name of
      the variable.

    </xsd:documentation>
  </xsd:annotation>

</xsd:element>
</xsd:choice>
<xsd:element name="variable-class"
             type="javaee:fully-qualified-classType"
             minOccurs="0">

  <xsd:annotation>
    <xsd:documentation>

      The optional name of the class for the scripting
      variable. The default is java.lang.String.

    </xsd:documentation>
  </xsd:annotation>

</xsd:element>
<xsd:element name="declare"
             type="javaee:generic-booleanType"
             minOccurs="0">

  <xsd:annotation>
    <xsd:documentation>

      Whether the scripting variable is to be defined
      or not. See TagExtraInfo for details. This
      element is optional and "true" is the default.

    </xsd:documentation>
  </xsd:annotation>

</xsd:element>
<xsd:element name="scope"

```

```
        type="javaee:variable-scopeType"
        minOccurs="0">

<xsd:annotation>
  <xsd:documentation>

    The element is optional and "NESTED" is the default.

  </xsd:documentation>
</xsd:annotation>

</xsd:element>
</xsd:sequence>
<xsd:attribute name="id" type="xsd:ID"/>
</xsd:complexType>

</xsd:schema>
```


JSP.C.2 XML Schema for TLD, JSP 2.0

The following is an XML Schema file describing a Tag Library Descriptor in a JSP 2.0 format. This is the same XSD as http://java.sun.com/xml/ns/j2ee/web-jsptaglibrary_2_0.xsd, except for some formatting changes to extract comments and make them more readable. Some of the types used in this XSD are defined in the J2EE Platform Specification (see Related Documents in the Preface for a link to this specification).

The schema is preceded by a set of diagrams that graphically illustrate the element structure of the schema. The symbols '+', '*', '!', '(', and ')' have the same meaning as in DTD. In the event of a discrepancy between these diagrams and the schema, the schema prevails.

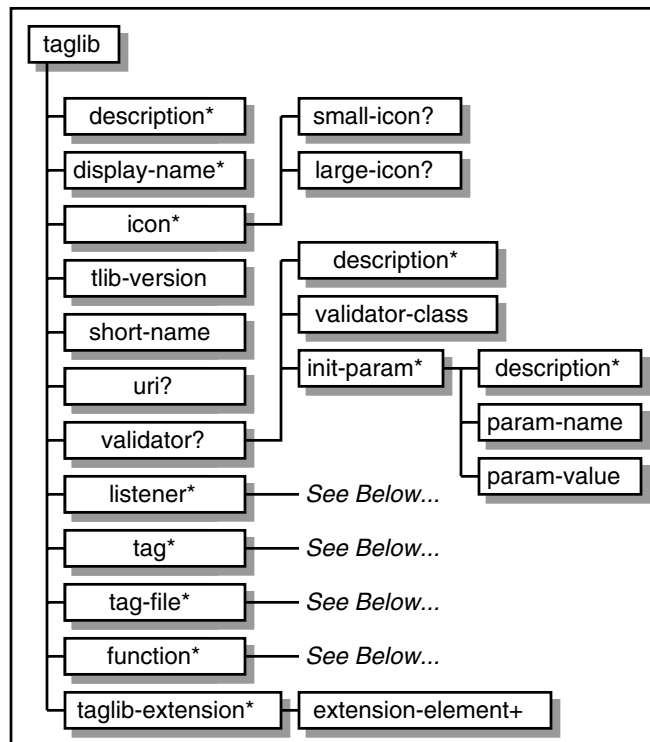


Figure JSP.C-6 TLD Schema Element Structure

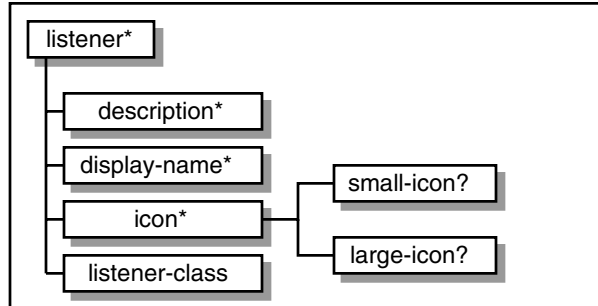


Figure JSP.C-7 TLD Schema Element Structure - listener

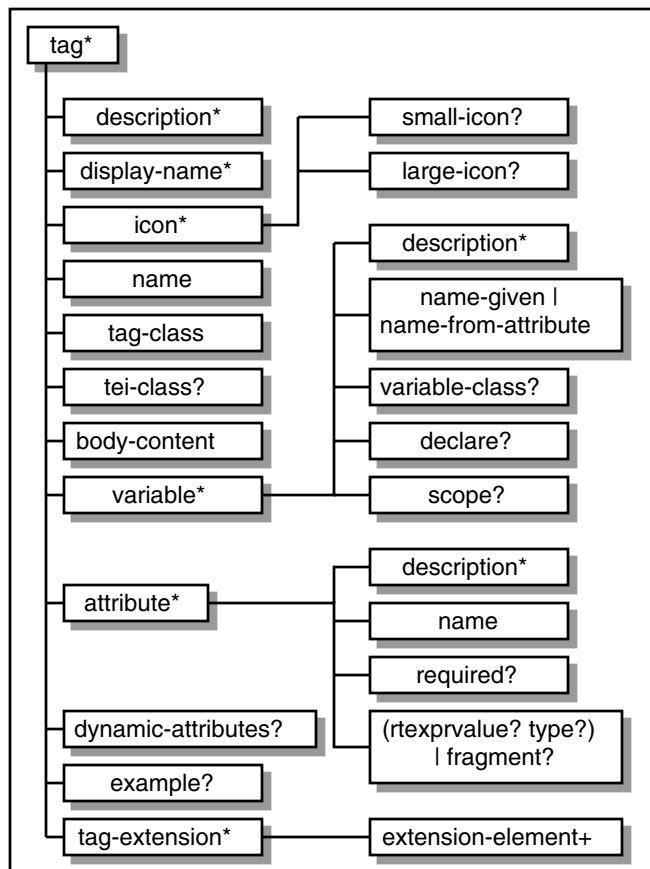


Figure JSP.C-8 TLD Schema Element Structure - tag

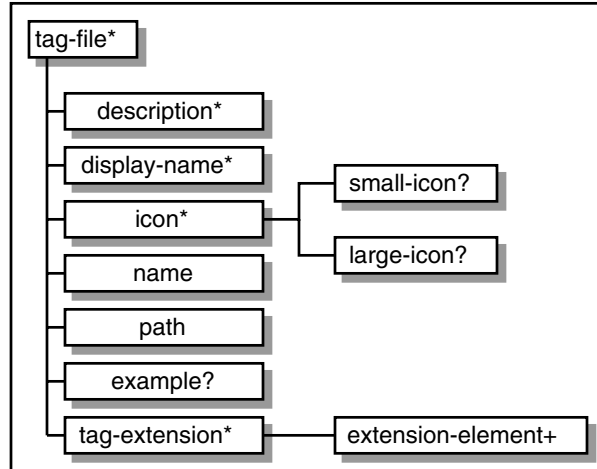


Figure JSP.C-9 TLD Schema Element Structure - tag-file

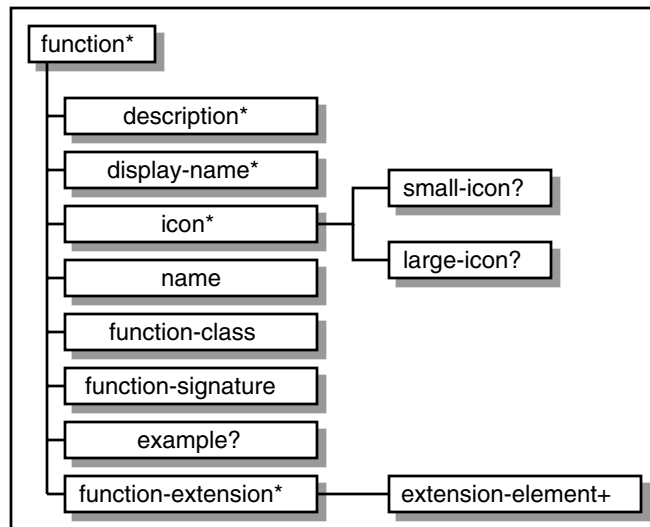


Figure JSP.C-10 TLD Schema Element Structure - function

```

<?xml version="1.0" encoding="UTF-8"?>
<xsd:schema
  targetNamespace="http://java.sun.com/xml/ns/j2ee"
  xmlns:j2ee="http://java.sun.com/xml/ns/j2ee"
  xmlns:xsd="http://www.w3.org/2001/XMLSchema"

```

```

    elementFormDefault="qualified"
    attributeFormDefault="unqualified"
    version="2.0">

<xsd:annotation>
  <xsd:documentation>

    This is the XML Schema for the JSP Taglibrary
    descriptor. All Taglibrary descriptors must
    indicate the tag library schema by using the Taglibrary
    namespace:

    http://java.sun.com/xml/ns/j2ee

    and by indicating the version of the schema by
    using the version element as shown below:

    <taglib xmlns="http://java.sun.com/xml/ns/j2ee"
      xmlns:xsi="http://www.w3.org/2001/XMLSchema-instance"
      xsi:schemaLocation="..."
      version="2.0">
      ...
    </taglib>

    The instance documents may indicate the published
    version of the schema using xsi:schemaLocation attribute
    for J2EE namespace with the following location:

    http://java.sun.com/xml/ns/j2ee/web-jsptaglibrary_2_0.xsd

  </xsd:documentation>
</xsd:annotation>

<xsd:include schemaLocation="j2ee_1_4.xsd"/>

<!-- ***** -->
<xsd:element name="taglib" type="j2ee:tldTaglibType">

  <xsd:annotation>
    <xsd:documentation>

      The taglib tag is the document root.
      The definition of taglib is provided
      by the tldTaglibType.

```

```

    </xsd:documentation>
</xsd:annotation>

<xsd:unique name="tag-name-uniqueness">

    <xsd:annotation>
        <xsd:documentation>

            The taglib element contains, among other things, tag and
            tag-file elements.
            The name subelements of these elements must each be unique.

        </xsd:documentation>
    </xsd:annotation>

    <xsd:selector xpath="j2ee:tag|j2ee:tag-file"/>
    <xsd:field    xpath="j2ee:name"/>
</xsd:unique>
<xsd:unique name="function-name-uniqueness">

    <xsd:annotation>
        <xsd:documentation>

            The taglib element contains function elements.
            The name subelements of these elements must each be unique.

        </xsd:documentation>
    </xsd:annotation>

    <xsd:selector xpath="j2ee:function"/>
    <xsd:field    xpath="j2ee:name"/>
</xsd:unique>
</xsd:element>

<!-- ***** -->
<xsd:complexType name="body-contentType">

    <xsd:annotation>
        <xsd:documentation>

            Specifies the type of body that is valid for a tag.
            This value is used by the JSP container to validate
            that a tag invocation has the correct body syntax and
            by page composition tools to assist the page author
            in providing a valid tag body.


```

There are currently four values specified:

tagdependent The body of the tag is interpreted by the tag implementation itself, and is most likely in a different "language", e.g embedded SQL statements.

JSP The body of the tag contains nested JSP syntax.

empty The body must be empty

scriptless The body accepts only template text, EL Expressions, and JSP action elements. No scripting elements are allowed.

```

</xsd:documentation>
</xsd:annotation>

<xsd:simpleContent>
  <xsd:restriction base="j2ee:string">
    <xsd:enumeration value="tagdependent"/>
    <xsd:enumeration value="JSP"/>
    <xsd:enumeration value="empty"/>
    <xsd:enumeration value="scriptless"/>
  </xsd:restriction>
</xsd:simpleContent>
</xsd:complexType>

<!-- ***** -->
<xsd:complexType name="extensibleType" abstract="true">

  <xsd:annotation>
    <xsd:documentation>

      The extensibleType is an abstract base type that is used to
      define the type of extension-elements. Instance documents
      must substitute a known type to define the extension by
      using xsi:type attribute to define the actual type of
      extension-elements.

    </xsd:documentation>
  </xsd:annotation>

```

```

        <xsd:attribute name="id" type="xsd:ID"/>
    </xsd:complexType>

<!-- ***** -->
<xsd:complexType name="functionType">

    <xsd:annotation>
        <xsd:documentation>

            The function element is used to provide information on each
            function in the tag library that is to be exposed to the EL.

            The function element may have several subelements defining:

            description           Optional tag-specific information

            display-name        A short name that is intended to be
            displayed by tools

            icon                 Optional icon element that can be used
            by tools

            name                 A unique name for this function

            function-class       Provides the name of the Java class that
            implements the function

            function-signature   Provides the signature, as in the Java
            Language Specification, of the Java
            method that is to be used to implement
            the function.

            example             Optional informal description of an
            example of a use of this function

            function-extension   Zero or more extensions that provide extra
            information about this function, for tool
            consumption

        </xsd:documentation>
    </xsd:annotation>

    <xsd:sequence>
        <xsd:group ref="j2ee:descriptionGroup"/>
        <xsd:element name="name"

```

```

        type="j2ee:tld-canonical-nameType">

<xsd:annotation>
  <xsd:documentation>

    A unique name for this function.

  </xsd:documentation>
</xsd:annotation>

</xsd:element>
<xsd:element name="function-class"
  type="j2ee:fully-qualified-classType">

<xsd:annotation>
  <xsd:documentation>

    Provides the fully-qualified class name of the Java
    class containing the static method that implements
    the function.

  </xsd:documentation>
</xsd:annotation>

</xsd:element>
<xsd:element name="function-signature"
  type="j2ee:string">

<xsd:annotation>
  <xsd:documentation>

    Provides the signature, of the static Java method that is
    to be used to implement the function. The syntax of the
    function-signature element is as follows:

        FunctionSignature ::= ReturnType S MethodName S?
            '(' S? Parameters? S? ')'

        ReturnType ::= Type

        MethodName ::= Identifier

        Parameters ::= Parameter
            | ( Parameter S? ', ' S? Parameters )

```


Parameter ::= Type

Where:

** Type is a basic type or a fully qualified Java class name (including package name), as per the 'Type' production in the Java Language Specification, Second Edition, Chapter 18.*

** Identifier is a Java identifier, as per the 'Identifier' production in the Java Language Specification, Second Edition, Chapter 18.*

Example:

java.lang.String nickName(java.lang.String, int)

```

</xsd:documentation>
</xsd:annotation>

</xsd:element>
<xsd:element name="example"
              type="j2ee:xsdStringType"
              minOccurs="0">

  <xsd:annotation>
    <xsd:documentation>

      The example element contains an informal description
      of an example of the use of this function.

    </xsd:documentation>
  </xsd:annotation>

</xsd:element>
<xsd:element name="function-extension"
              type="j2ee:tld-extensionType"
              minOccurs="0"
              maxOccurs="unbounded">

  <xsd:annotation>
    <xsd:documentation>

```

Function extensions are for tool use only and must not affect the behavior of a container.

```

    </xsd:documentation>
  </xsd:annotation>

  </xsd:element>
</xsd:sequence>
<xsd:attribute name="id" type="xsd:ID"/>
</xsd:complexType>
<!-- ***** -->
<xsd:complexType name="tagFileType">
  <xsd:annotation>
    <xsd:documentation>

      Defines an action in this tag library that is implemented
      as a .tag file.

      The tag-file element has two required subelements:

|                      |                                                                                                                                                                                                                                                                                                        |
|----------------------|--------------------------------------------------------------------------------------------------------------------------------------------------------------------------------------------------------------------------------------------------------------------------------------------------------|
| <i>description</i>   | <i>Optional tag-specific information</i>                                                                                                                                                                                                                                                               |
| <i>display-name</i>  | <i>A short name that is intended to be displayed by tools</i>                                                                                                                                                                                                                                          |
| <i>icon</i>          | <i>Optional icon element that can be used by tools</i>                                                                                                                                                                                                                                                 |
| <i>name</i>          | <i>The unique action name</i>                                                                                                                                                                                                                                                                          |
| <i>path</i>          | <i>Where to find the .tag file implementing this action, relative to the root of the web application or the root of the JAR file for a tag library packaged in a JAR. This must begin with /WEB-INF/tags if the .tag file resides in the WAR, or /META-INF/tags if the .tag file resides in a JAR.</i> |
| <i>example</i>       | <i>Optional informal description of an example of a use of this tag</i>                                                                                                                                                                                                                                |
| <i>tag-extension</i> | <i>Zero or more extensions that provide extra information about this tag, for tool</i>                                                                                                                                                                                                                 |


```

consumption

```

</xsd:documentation>
</xsd:annotation>

<xsd:sequence>
  <xsd:group ref="j2ee:descriptionGroup"/>
  <xsd:element name="name"
    type="j2ee:tld-canonical-nameType"/>
  <xsd:element name="path"
    type="j2ee:pathType"/>
  <xsd:element name="example"
    type="j2ee:xsdStringType"
    minOccurs="0">

    <xsd:annotation>
      <xsd:documentation>

        The example element contains an informal description
        of an example of the use of a tag.

      </xsd:documentation>
    </xsd:annotation>

  </xsd:element>
  <xsd:element name="tag-extension"
    type="j2ee:tld-extensionType"
    minOccurs="0"
    maxOccurs="unbounded">

    <xsd:annotation>
      <xsd:documentation>

        Tag extensions are for tool use only and must not affect
        the behavior of a container.

      </xsd:documentation>
    </xsd:annotation>

  </xsd:element>
</xsd:sequence>
<xsd:attribute name="id" type="xsd:ID"/>
</xsd:complexType>

```

```

<!-- ***** -->
<xsd:complexType name="tagType">

  <xsd:annotation>
    <xsd:documentation>

      The tag defines a unique tag in this tag library.  It has one
      attribute, id.

      The tag element may have several subelements defining:

      description      Optional tag-specific information

      display-name     A short name that is intended to be
                       displayed by tools

      icon             Optional icon element that can be used
                       by tools

      name             The unique action name

      tag-class        The tag handler class implementing
                       javax.servlet.jsp.tagext.JspTag

      tei-class        An optional subclass of
                       javax.servlet.jsp.tagext.TagExtraInfo

      body-content     The body content type

      variable         Optional scripting variable information

      attribute        All attributes of this action that are
                       evaluated prior to invocation.

      dynamic-attributes Whether this tag supports additional
                       attributes with dynamic names.  If
                       true, the tag-class must implement the
                       javax.servlet.jsp.tagext.DynamicAttributes
                       interface.  Defaults to false.

      example         Optional informal description of an
                       example of a use of this tag

      tag-extension    Zero or more extensions that provide extra

```

```

                information about this tag, for tool
                consumption

        </xsd:documentation>
</xsd:annotation>

<xsd:sequence>
  <xsd:group ref="j2ee:descriptionGroup"/>
  <xsd:element name="name"
    type="j2ee:tld-canonical-nameType"/>
  <xsd:element name="tag-class"
    type="j2ee:fully-qualified-classType">

    <xsd:annotation>
      <xsd:documentation>

        Defines the subclass of javax.servlet.jsp.tagext.JspTag
        that implements the request time semantics for
        this tag. (required)

      </xsd:documentation>
    </xsd:annotation>

    </xsd:element>
    <xsd:element name="tei-class"
      type="j2ee:fully-qualified-classType"
      minOccurs="0">

      <xsd:annotation>
        <xsd:documentation>

          Defines the subclass of javax.servlet.jsp.tagext.TagExtraInfo
          for this tag. (optional)

          If this is not given, the class is not consulted at
          translation time.

        </xsd:documentation>
      </xsd:annotation>

    </xsd:element>
    <xsd:element name="body-content"
      type="j2ee:body-contentType">

```

```

<xsd:annotation>
  <xsd:documentation>

    Specifies the format for the body of this tag.
    The default in JSP 1.2 was "JSP" but because this
    is an invalid setting for simple tag handlers, there
    is no longer a default in JSP 2.0. A reasonable
    default for simple tag handlers is "scriptless" if
    the tag can have a body.

  </xsd:documentation>
</xsd:annotation>

</xsd:element>
<xsd:element name="variable"
  type="j2ee:variableType"
  minOccurs="0" maxOccurs="unbounded"/>
<xsd:element name="attribute"
  type="j2ee:tld-attributeType"
  minOccurs="0" maxOccurs="unbounded"/>
<xsd:element name="dynamic-attributes"
  type="j2ee:generic-booleanType"
  minOccurs="0"/>
<xsd:element name="example"
  type="j2ee:xsdStringType"
  minOccurs="0">

  <xsd:annotation>
    <xsd:documentation>

      The example element contains an informal description
      of an example of the use of a tag.

    </xsd:documentation>
  </xsd:annotation>

</xsd:element>
<xsd:element name="tag-extension"
  type="j2ee:tld-extensionType"
  minOccurs="0"
  maxOccurs="unbounded">

  <xsd:annotation>
    <xsd:documentation>

```

Tag extensions are for tool use only and must not affect the behavior of a container.

```

    </xsd:documentation>
  </xsd:annotation>

  </xsd:element>
</xsd:sequence>
<xsd:attribute name="id" type="xsd:ID"/>
</xsd:complexType>

<!-- ***** -->
<xsd:complexType name="tld-attributeType">

  <xsd:annotation>
    <xsd:documentation>

      The attribute element defines an attribute for the nesting
      tag. The attribute element may have several subelements
      defining:

      description    a description of the attribute

      name           the name of the attribute

      required       whether the attribute is required or
                       optional

      rtexprvalue   whether the attribute is a runtime attribute

      type           the type of the attributes

      fragment      whether this attribute is a fragment

    </xsd:documentation>
  </xsd:annotation>

  <xsd:sequence>
    <xsd:element name="description"
      type="j2ee:descriptionType"
      minOccurs="0" maxOccurs="unbounded"/>
    <xsd:element name="name"
      type="j2ee:java-identifierType"/>
    <xsd:element name="required"
      type="j2ee:generic-booleanType"

```

```

        minOccurs="0">

<xsd:annotation>
  <xsd:documentation>

    Defines if the nesting attribute is required or
    optional.

    If not present then the default is "false", i.e
    the attribute is optional.

  </xsd:documentation>
</xsd:annotation>

</xsd:element>
<xsd:choice>
  <xsd:sequence>
    <xsd:element name="rtexprvalue"
      type="j2ee:generic-booleanType"
      minOccurs="0">

      <xsd:annotation>
        <xsd:documentation>

          Defines if the nesting attribute can have scriptlet
          expressions as a value, i.e the value of the
          attribute may be dynamically calculated at request
          time, as opposed to a static value determined at
          translation time.

          If not present then the default is "false", i.e the
          attribute has a static value

        </xsd:documentation>
      </xsd:annotation>

    </xsd:element>
    <xsd:element name="type"
      type="j2ee:fully-qualified-classType"
      minOccurs="0">

      <xsd:annotation>
        <xsd:documentation>

          Defines the Java type of the attributes value. For

```



```

        static values (those determined at translation time)
        the type is always java.lang.String.

        </xsd:documentation>
    </xsd:annotation>

    </xsd:element>
</xsd:sequence>
<xsd:element name="fragment"
    type="j2ee:generic-booleanType"
    minOccurs="0">

    <xsd:annotation>
        <xsd:documentation>

            "true" if this attribute is of type
            javax.jsp.tagext.JspFragment, representing dynamic
            content that can be re-evaluated as many times
            as needed by the tag handler. If omitted or "false",
            the default is still type="java.lang.String"

        </xsd:documentation>
    </xsd:annotation>

    </xsd:element>
</xsd:choice>
</xsd:sequence>
<xsd:attribute name="id" type="xsd:ID"/>
</xsd:complexType>
<!-- ***** -->
<xsd:complexType name="tld-canonical-nameType">

    <xsd:annotation>
        <xsd:documentation>

            Defines the canonical name of a tag or attribute being
            defined.

            The name must conform to the lexical rules for an NMTOKEN.

        </xsd:documentation>
    </xsd:annotation>

    <xsd:simpleContent>

```

```

        <xsd:restriction base="j2ee:xsdNMTOKEntype" />
    </xsd:simpleContent>
</xsd:complexType>

<!-- ***** -->
<xsd:complexType name="tld-extensionType">

    <xsd:annotation>
        <xsd:documentation>

            The tld-extensionType is used to indicate
            extensions to a specific TLD element.

            It is used by elements to designate an extension block
            that is targeted to a specific extension designated by
            a set of extension elements that are declared by a
            namespace. The namespace identifies the extension to
            the tool that processes the extension.

            The type of the extension-element is abstract. Therefore,
            a concrete type must be specified by the TLD using
            xsi:type attribute for each extension-element.

        </xsd:documentation>
    </xsd:annotation>

    <xsd:sequence>
        <xsd:element name="extension-element"
            type="j2ee:extensibleType"
            maxOccurs="unbounded" />
    </xsd:sequence>
    <xsd:attribute name="namespace"
        use="required"
        type="xsd:anyURI" />
    <xsd:attribute name="id" type="xsd:ID" />
</xsd:complexType>

<!-- ***** -->
<xsd:complexType name="tldTaglibType">

    <xsd:annotation>
        <xsd:documentation>

            The taglib tag is the document root, it defines:


```

<i>description</i>	<i>a simple string describing the "use" of this taglib, should be user discernable</i>
<i>display-name</i>	<i>the display-name element contains a short name that is intended to be displayed by tools</i>
<i>icon</i>	<i>optional icon that can be used by tools</i>
<i>tlib-version</i>	<i>the version of the tag library implementation</i>
<i>short-name</i>	<i>a simple default short name that could be used by a JSP authoring tool to create names with a mnemonic value; for example, the it may be used as the preferred prefix value in taglib directives</i>
<i>uri</i>	<i>a uri uniquely identifying this taglib</i>
<i>validator</i>	<i>optional TagLibraryValidator information</i>
<i>listener</i>	<i>optional event listener specification</i>
<i>tag</i>	<i>tags in this tag library</i>
<i>tag-file</i>	<i>tag files in this tag library</i>
<i>function</i>	<i>zero or more EL functions defined in this tag library</i>
<i>taglib-extension</i>	<i>zero or more extensions that provide extra information about this taglib, for tool consumption</i>

```

</xsd:documentation>
</xsd:annotation>

<xsd:sequence>
  <xsd:group ref="j2ee:descriptionGroup"/>
  <xsd:element name="tlib-version"
    type="j2ee:dewey-versionType">

  <xsd:annotation>
    <xsd:documentation>

```

*Describes this version (number) of the taglibrary.
It is described as a dewey decimal.*

```

    </xsd:documentation>
  </xsd:annotation>

</xsd:element>
<xsd:element name="short-name"
              type="j2ee:tld-canonical-nameType">

  <xsd:annotation>
    <xsd:documentation>

      Defines a simple default name that could be used by
      a JSP authoring tool to create names with a
      mnemonic value; for example, it may be used as the
      preferred prefix value in taglib directives. Do
      not use white space, and do not start with digits
      or underscore.

    </xsd:documentation>
  </xsd:annotation>

</xsd:element>
<xsd:element name="uri"
              type="j2ee:xsdAnyURIType"
              minOccurs="0">

  <xsd:annotation>
    <xsd:documentation>

      Defines a public URI that uniquely identifies this
      version of the taglibrary. Leave it empty if it
      does not apply.

    </xsd:documentation>
  </xsd:annotation>

</xsd:element>
<xsd:element name="validator"
              type="j2ee:validatorType"
              minOccurs="0">
</xsd:element>
<xsd:element name="listener"
              type="j2ee:listenerType"

```

```

        minOccurs="0" maxOccurs="unbounded">
</xsd:element>
<xsd:element name="tag"
    type="j2ee:tagType"
    minOccurs="0"
    maxOccurs="unbounded" />
<xsd:element name="tag-file"
    type="j2ee:tagFileType"
    minOccurs="0"
    maxOccurs="unbounded" />
<xsd:element name="function"
    type="j2ee:functionType"
    minOccurs="0"
    maxOccurs="unbounded" />
<xsd:element name="taglib-extension"
    type="j2ee:tld-extensionType"
    minOccurs="0"
    maxOccurs="unbounded">

    <xsd:annotation>
        <xsd:documentation>

            Taglib extensions are for tool use only and must not affect
            the behavior of a container.

        </xsd:documentation>
    </xsd:annotation>

</xsd:element>
</xsd:sequence>
<xsd:attribute name="version"
    type="j2ee:dewey-versionType"
    fixed="2.0"
    use="required">

    <xsd:annotation>
        <xsd:documentation>

            Describes the JSP version (number) this taglibrary
            requires in order to function (dewey decimal)

        </xsd:documentation>
    </xsd:annotation>

</xsd:attribute>

```

```

    <xsd:attribute name="id" type="xsd:ID"/>
  </xsd:complexType>

<!-- ***** -->
  <xsd:complexType name="validatorType">

    <xsd:annotation>
      <xsd:documentation>

        A validator that can be used to validate
        the conformance of a JSP page to using this tag library is
        defined by a validatorType.

      </xsd:documentation>
    </xsd:annotation>

    <xsd:sequence>
      <xsd:element name="description"
        type="j2ee:descriptionType"
        minOccurs="0"
        maxOccurs="unbounded"/>
      <xsd:element name="validator-class"
        type="j2ee:fully-qualified-classType">

        <xsd:annotation>
          <xsd:documentation>

            Defines the TagLibraryValidator class that can be used
            to validate the conformance of a JSP page to using this
            tag library.

          </xsd:documentation>
        </xsd:annotation>

      </xsd:element>
      <xsd:element name="init-param"
        type="j2ee:param-valueType"
        minOccurs="0" maxOccurs="unbounded">

        <xsd:annotation>
          <xsd:documentation>

            The init-param element contains a name/value pair as an
            initialization param.

          </xsd:documentation>
        </xsd:annotation>
      </xsd:element>
    </xsd:sequence>
  </xsd:complexType>

```

```

        </xsd:documentation>
    </xsd:annotation>

    </xsd:element>
</xsd:sequence>
<xsd:attribute name="id" type="xsd:ID"/>
</xsd:complexType>

<!-- ***** -->
<xsd:complexType name="variable-scopeType">

    <xsd:annotation>
        <xsd:documentation>

            This type defines scope of the scripting variable. See
            TagExtraInfo for details. The allowed values are,
            "NESTED", "AT_BEGIN" and "AT_END".

        </xsd:documentation>
    </xsd:annotation>

    <xsd:simpleContent>
        <xsd:restriction base="j2ee:string">
            <xsd:enumeration value="NESTED"/>
            <xsd:enumeration value="AT_BEGIN"/>
            <xsd:enumeration value="AT_END"/>
        </xsd:restriction>
    </xsd:simpleContent>
</xsd:complexType>

<!-- ***** -->
<xsd:complexType name="variableType">

    <xsd:annotation>
        <xsd:documentation>

            The variableType provides information on the scripting
            variables defined by using this tag. It is a (translation
            time) error for a tag that has one or more variable
            subelements to have a TagExtraInfo class that returns a
            non-null value from a call to getVariableInfo().

            The subelements of variableType are of the form:

|                    |                                     |
|--------------------|-------------------------------------|
| <i>description</i> | <i>Optional description of this</i> |
|--------------------|-------------------------------------|


```

<i>variable</i>	
<i>name-given</i>	<i>The variable name as a constant</i>
<i>name-from-attribute</i>	<i>The name of an attribute whose (translation time) value will give the name of the variable. One of name-given or name-from-attribute is required.</i>
<i>variable-class</i>	<i>Name of the class of the variable. java.lang.String is default.</i>
<i>declare</i>	<i>Whether the variable is declared or not. True is the default.</i>
<i>scope</i>	<i>The scope of the scripting variable defined. NESTED is default.</i>

```

</xsd:documentation>
</xsd:annotation>

<xsd:sequence>
  <xsd:element name="description"
    type="j2ee:descriptionType"
    minOccurs="0" maxOccurs="unbounded" />
  <xsd:choice>
    <xsd:element name="name-given"
      type="j2ee:java-identifierType">

      <xsd:annotation>
        <xsd:documentation>

          The name for the scripting variable.

        </xsd:documentation>
      </xsd:annotation>

    </xsd:element>
    <xsd:element name="name-from-attribute"
      type="j2ee:java-identifierType">

      <xsd:annotation>
        <xsd:documentation>

```


The name of an attribute whose (translation-time) value will give the name of the variable.

```

    </xsd:documentation>
  </xsd:annotation>

</xsd:element>
</xsd:choice>
<xsd:element name="variable-class"
  type="j2ee:fully-qualified-classType"
  minOccurs="0">

  <xsd:annotation>
    <xsd:documentation>

      The optional name of the class for the scripting
      variable. The default is java.lang.String.

    </xsd:documentation>
  </xsd:annotation>

</xsd:element>
<xsd:element name="declare"
  type="j2ee:generic-booleanType"
  minOccurs="0">

  <xsd:annotation>
    <xsd:documentation>

      Whether the scripting variable is to be defined
      or not. See TagExtraInfo for details. This
      element is optional and "true" is the default.

    </xsd:documentation>
  </xsd:annotation>

</xsd:element>
<xsd:element name="scope"
  type="j2ee:variable-scopeType"
  minOccurs="0">

  <xsd:annotation>
    <xsd:documentation>

```

The element is optional and "NESTED" is the default.

```

    </xsd:documentation>
  </xsd:annotation>

  </xsd:element>
</xsd:sequence>
<xsd:attribute name="id" type="xsd:ID" />
</xsd:complexType>

</xsd:schema>

```

JSP.C.3DTD for TLD, JSP 1.2

The following is a DTD describing a Tag Library Descriptor file in JSP 1.2 format. This is the same DTD as "http://java.sun.com/dtd/web-jsptaglibrary_1_2.dtd", except for some formatting changes to extract comments and make them more readable:

```

<!--
This is the DTD defining the JavaServer Pages 1.2 Tag Library descriptor (.tld)
(XML) file format/syntax.
A Tag Library is a JAR file containing a valid instance of a Tag Library Descriptor
file, along with the appropriate implementation classes and other resources re-
quired to implement the actions defined therein. When deployed inside a JAR file,
the tag library descriptor files must be in the META-INF directory, or a subdirec-
tory of it. When deployed directly into a web application, the tag library descriptor
files must always be in the WEB-INF directory, or some subdirectory of it.
Packaged tag libraries must have at least one tag library descriptor file. The JSP
1.1 specification allowed for only a single TLD, in META-INF/taglib.tld, but in JSP
1.2 multiple tag libraries are allowed.
Use is subject to license terms.
-->

<!NOTATION WEB-JSPTAGLIB.1_2 PUBLIC "-//Sun Microsystems, Inc.//DTD
JSP Tag Library 1.2//EN">

<!--
All JSP 1.2 tag library descriptors must include a DOCTYPE of the following form:

```

```

<!DOCTYPE taglib PUBLIC "-//Sun Microsystems, Inc.//DTD JSP Tag Library
1.2//EN" "http://java.sun.com/dtd/web-jsptaglibrary_1_2.dtd">
-->

<!--
The taglib element is the document root, it defines:

tlib-version      the version of the tag library implementation
jsp-version       the version of JSP the tag library depends upon
short-name        a simple default name that could be used by a JSP authoring
tool to create names with a mnemonic value; for example, the it may be used as
the preferred prefix value in taglib directives
uri               a uri uniquely identifying this taglib
display-name      the display-name element contains a short name that is intend-
ed to be displayed by tools
small-icon        optional small-icon that can be used by tools
large-icon        optional large-icon that can be used by tools
description       a simple string describing the "use" of this taglib, should be user
discernable
validator         optional TagLibraryValidator information
listener          optional event listener specification
-->

<!ELEMENT taglib (tlib-version, jsp-version, short-name, uri?, display-name?,
small-icon?, large-icon?, description?, validator?, listener*, tag+) >

<!ATTLIST taglib
  id ID #IMPLIED
  xmlns CDATA #FIXED "http://java.sun.com/JSP/TagLibraryDescriptor">
<!--
The value of the tlib-version element describes this version (number) of the tag-
library. This element is mandatory.

#PCDATA ::= [0-9]*{ "."[0-9] }0..3
-->

<!ELEMENT tlib-version (#PCDATA)

```

<!--

The value of the jsp-version element describes the JSP version (number) this taglibrary requires in order to function. This element is mandatory. The value that should be used for JSP 1.2 is "1.2" (no quotes).

```
#PCDATA ::= [0-9]*{ "."[0-9] }0..3
-->
```

<!ELEMENT jsp-version (#PCDATA) >

<!--

The value of the short-name element is a name that could be used by a JSP authoring tool to create names with a mnemonic value; for example, it may be used as the preferred prefix value in taglib directives.

Do not use white space, and do not start with digits or underscore.

```
#PCDATA ::= NMTOKEN
-->
```

<!ELEMENT short-name (#PCDATA) >

<!--

The value of the uri element is a public URI that uniquely identifies the exact semantics of this taglibrary.

-->

<!ELEMENT uri (#PCDATA) >

<!--

The value of the description element is an arbitrary text string describing the tag library.

-->

<!ELEMENT description(#PCDATA) >

<!--

The validator element provides information on an optional validator that can be used to validate the conformance of a JSP page to using this tag library.

-->

<!ELEMENT validator (validator-class, init-param*, description?) >

```
<!--  
The validator-class element defines the TagLibraryValidator class that can be  
used to validate the conformance of a JSP page to using this tag library.  
-->  
  
<!ELEMENT validator-class (#PCDATA) >  
  
<!--  
The init-param element contains a name/value pair as an initialization param.  
-->  
  
<!ELEMENT init-param (param-name, param-value, description?)>  
  
<!--  
The param-name element contains the name of a parameter.  
-->  
  
<!ELEMENT param-name (#PCDATA)>  
  
<!--  
The param-value element contains the value of a parameter.  
-->  
  
<!ELEMENT param-value (#PCDATA)>  
  
<!--  
The listener element defines an optional event listener object to be instantiated  
and registered automatically.  
-->  
  
<!ELEMENT listener (listener-class) >  
  
<!--  
The listener-class element declares a class in the application that must be regis-  
tered as a web application listener bean.  
  
See the Servlet 2.3 specification for details.  
-->  
  
<!ELEMENT listener-class (#PCDATA) >
```

```

<!--
The tag element defines an action in this tag library. The tag element has one at-
tribute, id.
The tag element may have several subelements defining:
name           The unique action name
tag-class      The tag handler class implementing javax.serv-
let.jsp.tagext.Tag
tei-class      An optional subclass of javax.servlet.jsp.tagext.TagExtraInfo
body-content   The body content type
display-name   A short name that is intended to be displayed by tools
small-icon    Optional small-icon that can be used by tools
large-icon    Optional large-icon that can be used by tools
description   Optional tag-specific information
variable      Optional scripting variable information
attribute     All attributes of this action
example       Optional informal description of an example of a use of this ac-
tion.
-->

```

```

<!ELEMENT tag (name, tag-class, tei-class?, body-content?, display-name?,
small-icon?, large-icon?, description?, variable*, attribute*, example?) >

```

```

<!--
The tag-class element indicates the subclass of javax.servlet.jsp.tagext.Tag that
implements the request time semantics for this tag. This element is required.

```

```

#PCDATA ::= fully qualified Java class name
-->

```

```

<!ELEMENT tag-class (#PCDATA) >

```

```

<!--
The tei-class element indicates the subclass of javax.servlet.jsp.tagext.TagEx-
traInfo for this tag. The class is instantiated at translation time. This element is
optional.

```

```

#PCDATA ::= fully qualified Java class name
-->

```

```

<!ELEMENT tei-class (#PCDATA) >

```

<!--

The body-content element provides information on the content of the body of this tag. This element is primarily intended for use by page composition tools.

There are currently three values specified:

tagdependent The body of the tag is interpreted by the tag implementation itself, and is most likely in a different “language”, e.g embedded SQL statements.

JSP The body of the tag contains nested JSP syntax

empty The body must be empty

This element is optional; the default value is JSP

#PCDATA ::= tagdependent | JSP | empty

-->

<!ELEMENT body-content (#PCDATA) >

<!--

The display-name element contains a short name that is intended to be displayed by tools.

-->

<!ELEMENT display-name (#PCDATA) >

<!--

The large-icon element contains the name of a file containing a large (32 x 32) icon image. The icon can be used by tools. The file name is a relative path within the tag library.

The image must be either in the JPEG or GIF format, and the file name must end with the suffix “.jpg” or “.gif” respectively.

-->

<!ELEMENT large-icon (#PCDATA) >

<!--

The small-icon element contains the name of a file containing a small (16 x 16) icon image. The icon can be used by tools. The file name is a relative path within the tag library.

The image must be either in the JPEG or GIF format, and the file name must end with the suffix “.jpg” or “.gif” respectively.

-->

<!ELEMENT small-icon (#PCDATA) >

```
<!--
The example element provides an informal description of an example of the use
of a tag.
-->
```

```
<!ELEMENT example (#PCDATA) >
```

```
<!--
The variable element provides information on the scripting variables defined by
this tag.
```

It is a (translation time) error for an action that has one or more variable subelements to have a TagExtraInfo class that returns a non-null object.

The subelements of variable are of the form:

| | |
|---------------------|---|
| name-given | The variable name as a constant |
| name-from-attribute | The name of an attribute whose (translation time) value will give the name of the variable. One of name-given or name-from-attribute is required. |
| variable-class | Name of the class of the variable. java.lang.String is default. |
| declare | Whether the variable is declared or not. True is the default. |
| scope | The scope of the scripting variable defined. NESTED is default. |

```
-->
```

```
<!ELEMENT variable ( (name-given | name-from-attribute), variable-class?, declare?, scope?, description?) >
```

```
<!--
The name-given element provides the name for the scripting variable.
```

One of name-given or name-from-attribute is required.

```
-->
```

```
<!ELEMENT name-given (#PCDATA) >
```

```
<!--
The value of the name-from-attribute element is the name of an attribute whose
(translation-time) value will give the name of the variable.
```

One of name-given or name-from-attribute is required.

```
-->
```

```
<!ELEMENT name-from-attribute (#PCDATA) >
```


<!--

The variable-class element is the name of the class for the scripting variable.

This element is optional; the default is java.lang.String.

-->

<!ELEMENT variable-class (#PCDATA) >

<!--

The value of the declare element indicates whether the scripting variable is to be defined or not. See TagExtraInfo for details.

This element is optional and is the default is true.

-->

<!ELEMENT declare (#PCDATA) >

<!--

The value of the scope element describes the scope of the scripting variable.

See TagExtraInfo for details.

This element is optional and the default value is the string "NESTED". The other legal values are "AT_BEGIN" and "AT_END".

-->

<!ELEMENT scope (#PCDATA) >

<!--

The attribute element defines an attribute for the nesting tag.

The attribute element may have several subelements defining:

| | |
|-------------|---|
| name | the name of the attribute |
| attribute | whether the attribute is required or optional |
| rtexprvalue | whether the attribute is a runtime attribute |
| type | the type of the attributes |
| description | a description of the attribute |

-->

<!ELEMENT attribute (name, required? , rtexprvalue?, type?, description?) >

<!--
The name element defines the canonical name of a tag or attribute being defined

```
#PCDATA ::= NMTOKEN
-->
```

```
<!ELEMENT name(#PCDATA) >
```

<!--
The value of the required element indicates if the nesting attribute is required or optional. This attribute is optional and its default value is false.

```
#PCDATA ::= true | false | yes | no
-->
```

```
<!ELEMENT required (#PCDATA) >
```

<!--
The value of the rtxprvalue element indicates if the value of the attribute may be dynamically calculated at request time, as opposed to a static value determined at translation time. This attribute is optional and its default value is false

```
#PCDATA ::= true | false | yes | no
-->
```

```
<!ELEMENT rtxprvalue (#PCDATA) >
```

<!--
The value of the type element describes the Java type of the attributes value.

For static values (those determined at translation time) the type is always java.lang.String.

```
-->
```

```
<!ELEMENT type (#PCDATA) >
```

```
<!-- ID attributes -->
```

```
<!ATTLIST tlib-version id ID #IMPLIED>
```

```
<!ATTLIST jsp-version id ID #IMPLIED>
```

```
<!ATTLIST short-name id ID #IMPLIED>
```

```
<!ATTLIST uri id ID #IMPLIED>
```

<!ATTLIST description id ID #IMPLIED>
<!ATTLIST example id ID #IMPLIED>
<!ATTLIST tag id ID #IMPLIED>
<!ATTLIST tag-class id ID #IMPLIED>
<!ATTLIST tei-class id ID #IMPLIED>
<!ATTLIST body-content id ID #IMPLIED>
<!ATTLIST attribute id ID #IMPLIED>
<!ATTLIST name id ID #IMPLIED>
<!ATTLIST required id ID #IMPLIED>
<!ATTLIST rtxprvalue id ID #IMPLIED>
<!ATTLIST param-name id ID #IMPLIED>
<!ATTLIST param-value id ID #IMPLIED>
<!ATTLIST listener id ID #IMPLIED>
<!ATTLIST listener-class id ID #IMPLIED>

JSP.C.4DTD for TLD, JSP 1.1

The following is a DTD describing a Tag Library Descriptor file in JSP 1.1 format. This is the same DTD as http://java.sun.com/dtd/web-jsptaglibrary_1_1.dtd, except for some formatting changes to extract comments and make them more readable:

```
<!--
This is the DTD defining the JavaServer Pages 1.1 Tag Library descriptor (.tld)
(XML) file format/syntax.
```

A Tag Library is a JAR file containing a valid instance of a Tag Library Descriptor (taglib.tld) file in the META-INF subdirectory, along with the appropriate implementing classes, and other resources required to implement the tags defined therein.

Use is subject to license terms.

```
-->
```

```
<!--
The taglib tag is the document root, it defines:
tlibversion  the version of the tag library implementation
jspversion   the version of JSP the tag library depends upon
shortname    a simple default short name that could be used by a JSP authoring
             tool to create names with a mnemonic value; for example, the it may be used as
             the preferred prefix value in taglib directives
uri          a uri uniquely identifying this taglib
info         a simple string describing the "use" of this taglib, should be user dis-
             cernable
-->
```

```
<!ELEMENT taglib (tlibversion, jspversion?, shortname, uri?, info?, tag+) >
```

```
<!ATTLIST taglib id ID #IMPLIED
             xmlns CDATA #FIXED
             "http://java.sun.com/dtd/web-jsptaglibrary_1_1.dtd"
>
```

```
<!--
Describes this version (number) of the taglibrary (dewey decimal)
```

```
#PCDATA ::= [0-9]*{ "."[0-9] }0..3
-->
```

```
<!ELEMENT tlibversion (#PCDATA) >
```

<!--
 Describes the JSP version (number) this taglibrary requires in order to function
 (dewey decimal)

The default is 1.1

```
#PCDATA ::= [0-9]*{ "[0-9]" }0..3
-->
```

```
<!ELEMENT jspversion (#PCDATA) >
```

<!--
 Defines a short (default) shortname to be used for tags and variable names used/
 created by this tag library. Do not use white space, and do not start with digits or
 underscore.

```
#PCDATA ::= NMTOKEN
-->
```

```
<!ELEMENT shortname (#PCDATA) >
```

<!--
 Defines a public URI that uniquely identifies this version of the taglibrary Leave it
 empty if it does not apply.
 -->

```
<!ELEMENT uri (#PCDATA) >
```

<!--
 Defines an arbitrary text string describing the tag library
 -->

```
<!ELEMENT info(#PCDATA) >
```

<!--
 The tag defines a unique tag in this tag library, defining:

- the unique tag/element name
- the subclass of javax.servlet.jsp.tagext.Tag implementation class
- an optional subclass of javax.servlet.jsp.tagext.TagExtraInfo
- the body content type (hint)
- optional tag-specific information
- any attributes

-->

```
<!ELEMENT tag (name, tagclass, teiclass?, bodycontent?, info?, attribute*) >
```

```
<!--
```

Defines the subclass of `javax.servlet.jsp.tagext.Tag` that implements the request time semantics for this tag. (required)

```
#PCDATA ::= fully qualified Java class name
```

```
-->
```

```
<!ELEMENT tagclass (#PCDATA) >
```

```
<!--
```

Defines the subclass of `javax.servlet.jsp.tagext.TagExtraInfo` for this tag. (optional)

If this is not given, the class is not consulted at translation time.

```
#PCDATA ::= fully qualified Java class name
```

```
-->
```

```
<!ELEMENT teiclass (#PCDATA) >
```

```
<!--
```

Provides a hint as to the content of the body of this tag. Primarily intended for use by page composition tools.

There are currently three values specified:

`tagdependent` The body of the tag is interpreted by the tag implementation itself, and is most likely in a different "language", e.g embedded SQL statements.

`JSP` The body of the tag contains nested JSP syntax

`empty` The body must be empty. The default (if not defined) is `JSP`

```
#PCDATA ::= tagdependent | JSP | empty
```

```
-->
```

```
<!ELEMENT bodycontent (#PCDATA) >
```

```
<!--
```

The attribute tag defines an attribute for the nesting tag

An attribute definition is composed of:

- the attributes name (required)

- if the attribute is required or optional (optional)

- if the attributes value may be dynamically calculated at runtime by a scriptlet expression (optional)

```
-->
```

<!ELEMENT attribute (name, required? , rtxprvalue?) >

<!--

Defines the canonical name of a tag or attribute being defined

#PCDATA ::= NMTOKEN

-->

<!ELEMENT name(#PCDATA) >

<!--

Defines if the nesting attribute is required or optional.

#PCDATA ::= true | false | yes | no

If not present then the default is “false”, i.e the attribute is optional.

-->

<!ELEMENT required (#PCDATA) >

<!--

Defines if the nesting attribute can have scriptlet expressions as a value, i.e the value of the attribute may be dynamically calculated at request time, as opposed to a static value determined at translation time.

#PCDATA ::= true | false | yes | no

If not present then the default is “false”, i.e the attribute has a static value

-->

<!ELEMENT rtxprvalue (#PCDATA) >

<!ATTLIST tlibversion id ID #IMPLIED>

<!ATTLIST jspversion id ID #IMPLIED>

<!ATTLIST shortname id ID #IMPLIED>

<!ATTLIST uri id ID #IMPLIED>

<!ATTLIST info id ID #IMPLIED>

<!ATTLIST tag id ID #IMPLIED>

<!ATTLIST tagclass id ID #IMPLIED>

<!ATTLIST teiclass id ID #IMPLIED>

<!ATTLIST bodycontent id ID #IMPLIED>

<!ATTLIST attribute id ID #IMPLIED>

<!ATTLIST name id ID #IMPLIED>

<!ATTLIST required id ID #IMPLIED>

<!ATTLIST rtxprvalue id ID #IMPLIED>

Page Encoding Detection

This appendix details the algorithm containers are required to use in order to determine the character encoding for a JSP page or tag file. See Chapter JSP.4, “Internationalization Issues” for details on where this algorithm is used. The algorithm is designed to maximize convenience to the page author, while preserving backwards compatibility with previous versions of the JSP specification.

JSP.D.1 Detection Algorithm for JSP pages

The following is a complete though unoptimized algorithm for determining the character encoding for a JSP file. JSP containers may use an optimized version of this algorithm, but it must detect the same encoding as the algorithm in all cases.

1. Decide whether the source file is a JSP page in standard syntax or a JSP document in XML syntax.
 - a. If there is a `<is-xml>` element in a `<jsp-property-group>` that names this file, then if it has the value "true", the file is a JSP document, and if it has the value "false", the file is not a JSP document.
 - b. Otherwise, if the file name has the extension "jspx", the file is a JSP document.
 - c. Otherwise, try to find a `<jsp:root>` element in the file.
 - i. Determine the initial encoding from the first four bytes of the file, as described in appendix F.1 of the XML 1.0 specification. For the byte sequence "3C 3F 78 6D", use ISO-8859-1; for the byte sequence "4C 6F A7 94", use IBM037; for all other cases, use the UTF-* or UCS-* encoding given in the appendix.

- ii. Read the file using the initial encoding and search for a `<jsp:root>` element. If the element is found and is the top element, the file is a JSP document in XML syntax
 - d. Otherwise, the file is a JSP page in standard syntax.
2. Reset the file.
3. If the file is a JSP page in standard syntax:
 - 3.1 If the file is not preceded by a BOM:
 - a. Check whether there is a JSP configuration element `<page-encoding>` whose URL pattern matches this file.
 - b. Read the file using the initial encoding and search for a `pageEncoding` attribute in a page declaration. The specification requires the attribute to be found only if it is not preceded by non-ASCII characters, so simplified implementations are allowed.
 - c. Report an error if there are a `<page-encoding>` configuration element whose URL pattern matches this file and a `pageEncoding` attribute, and the two name different encodings.
 - d. If there is a `<page-encoding>` configuration element whose URL pattern matches this file, the page character encoding is the one named in this element.
 - e. Otherwise, if there is a `pageEncoding` attribute, the page character encoding is the one named in this attribute.
 - f. Otherwise, read the file using the initial encoding and search for a `charset` value within a `contentType` attribute in a page declaration. If it exists, the page character encoding is the one named in this `charset` value. The specification requires the attribute to be found only if it is not preceded by non-ASCII characters, so simplified implementations are allowed.
 - g. Otherwise, the page character encoding is ISO-8859-1.
 - 3.2 If the file is preceded by a BOM:
 - a. Read the file using the encoding indicated by the BOM, and search for a `pageEncoding` attribute in a page declaration.
 - b. Report an error if any of the following conditions are met:

- i. There is a `<page-encoding>` configuration element whose URL pattern matches this page and whose encoding does not match the encoding indicated by the BOM.
 - ii. There is a `pageEncoding` page directive attribute whose encoding does not match the encoding indicated by the BOM.
4. If the file is a JSP document in XML syntax, use these steps.
 - a. Determine the page character encoding as described in appendix F.1 of the XML 1.0 specification. Note whether the encoding was named in the encoding attribute of the XML prolog or just derived from the initial bytes.
 - b. Check whether there is a JSP configuration element `<page-encoding>` whose URL pattern matches this file.
 - c. Read the file using the detected encoding and search for a `pageEncoding` attribute in a `<jsp:directive.page>` element.
 - d. Report an error if any of the following conditions is met:
 - i. The XML prolog names an encoding and there is `<page-encoding>` configuration element whose URL pattern matches this file and which names a different encoding.
 - ii. The XML prolog names an encoding and there is a `pageEncoding` attribute which names a different encoding.
 - iii. There are a `<page-encoding>` configuration element whose URL pattern matches this file and a `pageEncoding` attribute, and the two name different encodings.
5. Reset the file and read it using the page character encoding.

JSP.D.2Detection Algorithm for Tag Files

The following details the algorithm for determining the character encoding for a tag file. JSP containers may use an optimized version of this algorithm, but it must detect the same encoding as the algorithm in all cases.

1. Determine whether the source file is a tag file in standard or XML syntax.
 - a. If the file name has the extension "tagx", the file is a tag file in XML syntax. Otherwise, it is a tag file in standard syntax.

2. If the file is a tag file in standard syntax, use these steps:
 - 2.1 If the file is not preceded by a BOM:
 - a. Read the file using the initial default encoding and search for a `pageEncoding` attribute in a tag directive. The specification requires the attribute to be found only if it is not preceded by non-ASCII characters.
 - b. If there is a `pageEncoding` attribute, the page character encoding is the one named in this attribute.
 - c. Otherwise, the page character encoding is ISO-8859-1.
 - d. Reset the file and read it using the page character encoding.
 - 2.2 If the file is preceded by a BOM:
 - a. Read the file using the encoding indicated by the BOM, and search for a `pageEncoding` attribute in a tag directive.
 - b. Report an error if there is a `pageEncoding` tag directive attribute whose encoding does not match the encoding indicated by the BOM.
3. If the file is a JSP document in XML syntax, use these steps.
 - a. Determine the page character encoding as described in appendix F.1 of the XML 1.0 specification.
 - b. Read the file using the detected encoding.

A P P E N D I X JSP.E

Changes

This appendix lists the changes in the JavaServer Pages specification. This appendix is non-normative.

JSP.E.1 Changes between JSP 2.2 and JSP 2.1 Final Release

- Added JSP.3.3.9 Declaring Default Content Type.
- Added JSP.3.3.10 Setting Default Buffer Size.
- Added JSP.3.3.11 Raising Errors for Undeclared Namespaces
- Table JSP.5-7 Added an omit attribute to <jsp:attribute>
- Changed the last sentence of second paragraph of Section JSP.3.3 from
The exception is the page-encoding property, which applies separately to each JSP file matched by its URL pattern.
to
The exception is the page-encoding and ix-xml property, which applies separately to each JSP file matched by its URL pattern.
- Change the last sentence of entry 1 of the semantics section of JSP.5.1 from
The inspection is done synchronized per scope namespace to avoid non-deterministic behavior.
to

For **application** and **session** scope, the inspection is done synchronized per scope namespace to avoid non-deterministic behavior.

- Changed the first sentence of the second paragraph of JSP.5.6 from

When doing `jsp:include` or `jsp:forward`, the included page or forwarded page will see the original request object, with the original parameters augmented with the new parameters, with new values taking precedence over existing values when applicable.

to

When doing `jsp:include` or `jsp:forward`, the included page or forwarded page will see the original request object, with the original parameters augmented with the new parameters, in the order of appearance, with new values taking precedence over existing values when applicable.
- Changed the last sentence of alias description in Table JSP.8-4 from

A translation error must occur if the value of `alias` is the same as the value of a `name` attribute of an attribute directive or the `name-given` attribute of a variable directive in the same translation unit.

to

A translation error must occur if the value of `alias` is the same as the value of a `name` attribute of an attribute directive or the `alias` or `name-given` attribute of a variable directive in the same translation unit.
- Added to the 7th paragraph of the package description for `javax.servlet.jsp.tagext` in Part II, after "1.Classic Tag Handlers/Properties"

To prevent confusion, a tag handler with an empty body must not reuse any previous tag handler with a non-empty body.
- In the package description for `javax.servlet.jsp.tagext` in Part II, under the topic "Invocation of a JSP Fragment", corrected the second to last sentence of step 1, from "the scoped attribute is removed from the tag file's page scope." to "the scoped attribute is removed from the calling page's page scope."
- Clarified javadocs for `TagLibraryValidator`'s `uri` parameter.

- Fixed errors in the examples in JSP.10.3.3, JSP.10.3.4, and JSP.10.3.5.
- Fixed an error in the example in JSP.1.12.2.
- Fixed errors in the examples in JSP.8.3.

JSP.E.2 Changes between JSP 2.1 Proposed Final Draft 2 and JSP 2.1 Final Release

- Added to the end of Section JSP.1.4.3 ("Using JSPs as Error Pages"):

A JSP container must detect if a JSP error page is self-referencing and throw a translation error.
- Section JSP.7.1.11 (""): Changed last paragraph from:

Finally, note that injection is not supported on JSP pages or tag files. This is because all the information represented by injection annotations needs to be known at deployment time. If an annotation is included in a JSP page or tag file, it won't be seen at deployment time (unless the JSP was being precompiled during deployment).

to

Resource injection is not supported for JSP pages or tag files.
- Added to the end of JSP.8.3 ("Semantics of Tag Files"):

If a tag file in XML syntax contains a `jsp:root` element, the value of its "version" attribute must match the tag file's JSP version. See Section JSP.8.4.2 ("Packaging in a JAR") and Section JSP.8.4.3 ("Packaging Directly in a Web Application") for how the JSP version of a tag file is determined.
- Added to Section "Backwards Compatibility with JSP 2.0":

In a tag file, `{expr}` in template text is handled according to the tag file's JSP version: If the tag file's JSP version is 2.0 or less, `{expr}` in template text will not cause any error. If the tag file's JSP version is equal to or greater than 2.1, `{expr}` in template text must cause an error, unless it has been escaped or the tag file contains a `deferredSyntaxAllowedAsLiteral` tag directive attribute set to `TRUE`. See

Section JSP.8.4.2 ("Packaging in a JAR") and Section JSP.8.4.3 ("Packaging Directly in a Web Application") for how the JSP version of a tag file is determined.

- Changed the signature of the `getAttributeNamesInScope` method in `javax.servlet.jsp.JspContext` from
`abstract public Enumeration getAttributeNamesInScope(int scope);`
to
`abstract public Enumeration<String> getAttributeNamesInScope(int scope);`

JSP.E.3 Changes between JSP 2.1 Proposed Final Draft and JSP 2.1 Proposed Final Draft 2

E.3.1 Resource Injection

- Augmented Section JSP.7.1.11, "Resource Injection" to clarify exactly which annotations are supported.

E.3.2 JSP document syntax and the DOCTYPE prologue

- There are some peculiarities involved to be able to validate a JSP Document according to a DTD. Augmented Section JSP.6.2.4, "JSP Document Validat-

tion” and Section JSP.6.4.4, “Example: Using Custom Actions and Tag Files” to clarify these peculiarities.

E.3.3 Page Character Encoding

- Clarified the page character encoding algorithms to take into account tag files in both JSP and XML syntax. Section JSP.4.1, “Page Character Encoding” and Appendix D, “Page Encoding Detection” have been updated.

E.3.4 EL Resolvers

- Clarified that all ELResolvers added via `JspApplicationContext.addELResolver()` are processed in the same order in which they were registered. See Section JSP.2.9, “Resolution of Variables and their Properties”.

E.3.5 JSP Version of Tag Files

- Clarified how the JSP version of tag files is determined: Tag files packaged in a JAR file inherit the JSP version from the referencing TLD. For tag files packaged directly in a web application, the JSP version defaults to 2.0 and may be configured from the JSP version of a TLD with the reserved name *implicit.tld* placed in the same directory as the tag files. The *implicit.tld* may also be used to configure the tlib-version of an implicit tag library. See Section JSP.8.4.2, “Packaging in a JAR” and Section JSP.8.4.3, “Packaging Directly in a Web Application”.

E.3.6 Unsupported Tag Directive and Attribute Directive Attributes in Pre-2.1 Tag Files

- Specifying the *deferredSyntaxAllowedAsLiteral* tag directive attribute (see Section JSP.8.5.1, “The tag Directive”), and the *deferredValue*, *deferredValueType*, *deferredMethod*, and *deferredMethodSignature* attribute directive at-

tributes (see Section JSP.8.5.2, “The attribute Directive”) in a tag file whose JSP version is less than 2.1 must cause a translation error.

E.3.7 Static Attribute

- Section JSP.2.3.1, “Static Attribute” has been clarified.

JSP.E.4 Changes between JSP 2.1 Public Review and JSP 2.1 Proposed Final Draft

E.4.8 Resource Injection

- In a Java EE environment, tag handlers and event listeners may now satisfy external resource dependencies through the process of “Resource Injection”. See Section JSP.7.1.11, “Resource Injection”.

E.4.9 Deferred expressions in tag files

- In order to support deferred expressions in tag files, the following changes were made:
 - Added method `createValueExpression` to `javax.el.ExpressionFactory`.
 - Updated Section 2.3.5 “Dynamic Attribute or Deferred Expression”.
 - Updated Sections JSP.8.3 “Semantics of Tag Files” and JSP.8.5.2 “The attribute Directive”.

E.4.10 Deferred expressions for dynamic attributes

The javadoc of package `javax.servlet.jsp.tagext` now clarifies how deferred expressions are supported as dynamic attributes.

E.4.11 ResourceBundleELResolver

- We now support the concept of a ResourceBundle EL Resolver to allow internationalization via the EL. See `javax.el.ResourceBundleResolver` and Section JSP.2.9, “Resolution of Variables and their Properties”.

E.4.12 Clarified required support for JSR-45 ("Debugging Support for Other Languages")

- Updated Section JSP.11.5, “Debugging Requirements” to be consistent with Section JSP.1.1.10, “Debugging JSP Pages” where it is stated that support for JSR-45 is required.

E.4.13 Byte Order Mark and Page Encoding

The JSP spec now supports Byte Order Marks (BOM) as authoritative page encoding declarations for JSP pages in standard syntax. Section JSP.4.1, “Page Character Encoding” and Section JSP.D.1, “Detection Algorithm for JSP pages” have been updated.

E.4.14 TagAttributeInfo

Now supports a getter on to return the string specified for the `<description>` subelement of `<attribute>` (must have been an oversight in previous versions of the specification). See also Section E.6.40, “TLD schema now supports deferred expressions as attributes”.

E.4.15 Taglib map order of precedence

- In Section JSP.7.3.2, “TLD resource path”, added the Java EE platform tag libraries at the highest level for the order of precedence.

E.4.16 Generics

- Since JSP 2.1 requires J2SE 5.0, we’ve modified the APIs that can take advantage of generics. These include: `javax.servlet.jsp.tagext.TagLibraryValidator:se`
`tInitParameters()`, `javax.servlet.jsp.tagext.TagData:getAttributes()`,

`javax.servlet.jsp.tagext.TagSupport:getValues()`, `javax.servlet.jsp.tagext.SimpleTagSupport:findAncestorWithClass()`.

E.4.17 Various Clarifications

- In "Section JSP 2.4, Implicit Objects", `header` and `HeaderValues` are obtained from calls to `HttpServletRequest` (not `ServletRequest`).
- Clarified the definition of element "type" in the TLD schema. As stated in section 1.14.2.1, String values are converted to a target type using the conversions defined in table 1-11. So `rtexprvalue=false` attributes do not always have a type of `java.lang.String`.
- In Table JSP.1-8 "Page Directive Attributes", clarified that for attribute "language", the only defined and required scripting language value for this attribute is `java` (all lowercase, case sensitive).
- The body-content constants in `javax.servlet.jsp.tagext.TagInfo` have been updated to be consistent with the enumeration values in the TLD schema. [https://jsp-spec-public.dev.java.net/issues/show_bug.cgi?id=149]
- For the `import` attribute in Table JSP 1-8 "Page Directive attributes", clarified that no other packages may be part of the default import list.

JSP.E.5 Changes between JSP 2.1 EDR and JSP 2.1 Public Review

E.5.18 Backwards Compatibility with JSP 2.0

In EDR, backwards compatibility with JSP 2.0 was triggered via the version of the deployment descriptor. Backwards compatibility is now triggered via the container itself and the `jsp-version` associated with a tag library. See "Backwards Compatibility with JSP 2.0".

E.5.19 Faces Action Attribute and MethodExpression

In Faces, the `action` attribute accepts both a String literal or a `MethodExpression`. When migrating to JSF 1.2, if the attribute's type is set as `MethodExpression`, an error would be reported if a String literal is specified because a String literal cannot evaluate to a valid `javax.el.MethodExpression`.

To solve this issue, the specification of `MethodExpression` has been expanded to also support String literal-expressions. Changes have been made to

Section JSP.2.3, “Expressions and Attribute Values” to describe what happens now when a tag handler attribute is of type `javax.el.MethodExpression`.

E.5.20 Additional element for the TLD

The `<attribute>` element of the TLD now allows subelements `<rtexprvalue>` and `<deferred-value>` to be specified jointly. This is useful for tags such as `<c:forEach>` that want to support both request-time expression values (e.g. `#{model.list}`) as well as deferred values (e.g. `#{model.list}`) to enable the mapping of iteration attributes as EL variables that can then be used by nested Faces tags.

Chapter 2 on the Expression Language has been reworked in an attempt to better describe how EL expressions are processed according to their *type category*.

E.5.21 New `JspId` attribute

Some tag handlers can benefit from being assigned a unique identifier within a page. The new interface `javax.servlet.jsp.tagext.JspIdConsumer` makes this possible.

E.5.22 Removing whitespaces from template text

It is now possible to have extraneous whitespaces removed from template text through element `trim-directive-whitespaces` of JSP Property Groups (See Section JSP.3.3.8, “Removing whitespaces from template text”), or the page and tag file directive attribute `trimDirectiveWhitespaces` (See Section JSP.1.10.1, “The page Directive”, Section JSP.8.5.1, “The tag Directive”).

E.5.23 Response Status Code for JSP error page

In Section JSP.1.4.3, “Using JSPs as Error Pages”, clarified how the response status code of a JSP error page is set.

E.5.24 Comments in JSP Documents

In Section JSP.1.5, “Comments”, clarified how comments are processed in JSP documents (XML syntax).

E.5.25 Byte Order Mark and Page Encoding

In Section JSP.4.1, “Page Character Encoding”, clarified that Byte Order Marks are not supported as authoritative page encoding declarations for JSP pages in standard syntax. However, maybe this should be reconsidered for JSP 2.1. For anyone with an opinion on this topic, please share your thoughts at https://jsp-spec-public.dev.java.net/issues/show_bug.cgi?id=133

E.5.26 TagLibraryInfo

Allow for deferred (“lazy”) parsing of TLDs by removing requirement that underlying TLD must be parsed during constructor invocation. Added `getTaglibraryInfos()` method, which allows inspection of all “foreign” taglibs imported into translation unit.

E.5.27 SimpleTag and <body-content>

In Section JSP.7.1.5, “Simple Tag Handlers”, an error now needs to be reported only if the offending tag (body content specified as JSP for a SimpleTag) is actually being referenced in a JSP page. This will allow for optimizations.

E.5.28 JspApplicationContext.addResolver()

To make it easier for the Faces implementation, modified the constraint on calling `addResolver()` to take effect after the application has received any request from the client, instead of after the application has been initialized.

E.5.29 Duplicate tag files

In Section JSP.8.4.3, “Packaging Directly in a Web Application”, clarified the fact that tag files can have a `.tag` or `.tagx` extension and that if two tag files have the same name except for the extension (e.g. `a.tag` and `a.tagx`), the tag library is considered invalid.

E.5.30 Table 1-9

A translation error must occur if the value does not start with `/WEB-INF/tags`, and not `WEB-INF/tags/`.

E.5.31 Restructuring of API chapters

The high level descriptions of the APIs have been consolidated in each package's `package.html` file. This means that they will now also be part of the independently generated javadocs.

JSP.E.6 Changes between JSP 2.0 Final and JSP 2.1 EDR1

The JSP and JSF expert groups have collaborated together to unify the JSP 2.0 and Faces 1.1 Expressions Languages. The result is the new *unified* Expression Language (EL 2.1).

The support in JSP 2.1 of the new unified Expression Language triggered numerous modifications to the specification. These modifications are summarized in the bullet items below.

E.6.32 New specification document for the Expression Language

While the expression language is still defined within the JSP 2.1 specification, it however now has its own independent specification document. This makes the intent clear that the Expression Language is generally applicable to a variety of technologies and does not carry a dependency on the JSP specification.

E.6.33 Backwards Compatibility and Migration Guidelines

Backwards compatibility considerations with respect to JSP 2.0 as well as migration guidelines from JSP 2.0 to JSP 2.1 are described in the Preface. Section Section JSP.3.3.2, "Deactivating EL Evaluation" also addresses the issue of backwards compatibility through deactivation of EL evaluation.

E.6.34 Chapter 2 - Expression Language

The chapter on the Expression Language has been substantially modified to focus strictly on the integration of the unified EL within the JSP 2.1 environment. EL specific content has been moved to the EL specification document.

E.6.35 New class `javax.servlet.jsp.JspApplicationContext`

The new class `JspApplicationContext` stores application-scoped information relevant to JSP containers. It supports the integration of the unified Expression Language by allowing other frameworks to register `ELResolvers`, and by

providing access to a factory to create EL expression objects. See Section JSP.12.1, “JSP Page Implementation Object Contract”.

E.6.36 New method `getJspApplicationContext` on `JspFactory`

This new method allows an application or framework to get access to the `JspApplicationContext`. See Section JSP.12.1.3, “`JspFactory`”

E.6.37 Major changes to the `javax.servlet.jsp.el` API

All of the classes and interfaces of the `javax.servlet.jsp.el` API have been deprecated. The APIs defined by the unified Expression Language (`javax.el`) should be used as of JSP 2.1. Two new classes, `ImplicitObjectELResolver` and `ScopedAttributeELResolver`, have been added to implement variable resolution rules that must be supported by a JSP container with the new unified Expression Language. See Chapter JSP.14, “Expression Language API”.

E.6.38 New method `getELContext` on `JspContext`

This new method returns the `ELContext` associated with a `JspContext`. The `ELContext` embeds the `ELResolver` that must be provided for the evaluation of EL expressions that appear in a JSP page or tag file. See Section JSP.12.2.1, “`JspContext`” and Section JSP.2.9, “Resolution of Variables and their Properties”.

E.6.39 New rules for tag handler attributes

Tag handlers must now handle attribute values according to the new Expression objects of the unified Expression Language. See Section JSP.2.2, “Syntax of expressions in JSP pages: `{ }` vs `#{ }`”.

E.6.40 TLD schema now supports deferred expressions as attributes

If a tag attribute wishes to accept a deferred expression, it must declare that it wishes to do so in the TLD. This is supported with three new elements: `<deferred-value>`, `<deferred-method>`, and `<method-signature>`. See Section JSP.C.1, “XML Schema for TLD, JSP 2.1”.

E.6.41 Syntax of EL expressions

The new unified EL supports both `${expr}` and `#{expr}` syntaxes for EL expressions. The specification has been modified in many places to state the fact that EL expressions can be written using both constructs `${expr}` or `#{expr}`.

Escaping rules for `${}` have also been extended to `#{}`. See:

- Section JSP.1.3.2, “Element Syntax”

- Section JSP.1.3.10, “JSP Syntax Grammar”

- Section JSP.1.6, “Quoting and Escape Conventions”.

- `isELIgnored` in Section Table JSP.1-8, “Page Directive Attributes”

- Section JSP.10.1.11, “Request-Time Attribute Expressions”

- Section JSP.10.1.12, “Template Text and XML Elements”

E.6.42 Constraints on the use of `${}` and `#{}`

While the unified EL API parses and evaluates `${expr}` and `#{expr}` the same way, additional restrictions are placed on the usage of these delimiters in JSP pages. See Section JSP.2.2, “Syntax of expressions in JSP pages: `${}` vs `#{}`”.

E.6.43 Escaping EL expressions

JSP 2.0 already provides for escaping `${}` expressions using `\${}`. An additional escape sequence `\#{}` has been added so that page authors can escape `#{}` expressions. See:

JSP.E.7 Changes between JSP 2.0 PFD3 and JSP 2.0 Final

- Minor typos and clarifications.
- API Changes:
 - Changed `javax.servlet.jsp.tagext.JspFragment` from an interface to an abstract class. Made `JspFragment.invoke()` abstract.
 - Added `JspFragment.getJspContext()` method.
- Added section on compatibility and porting issues between JSP 1.2 and JSP 2.0 to Preface.
- Minor clarifications to JSR-45 line number mapping guidelines.
- Clarified use of `<jsp:output>` in tag files.
- Added `doctype-root-element`, `doctype-public` and `doctype-system` properties to `<jsp:output>` for outputting DOCTYPE in JSP XML syntax.
- Requires that the JSP stratum is the default, for JSR-45 debugging.
- Added I18N detection algorithm appendix.
- Added element structure diagrams for TLD schema.
- Removed requirement on ordering of attribute setter calls, except for `<jsp:attribute>`.
- Clarified that a TLD is invalid if it specifies "JSP" as the `<body-content>` for a `SimpleTag` extension.
- Made the JSR-45 requirement optional.
- Clarified ranges of EL integer and floating point literals.
- Clarified semantics for cross-syntax translation-time includes (between standard and XML syntaxes). Added three examples to illustrate these semantics.
- Loosened checking for duplicate page directive attributes and duplicate taglib directive declarations to make static includes more useful. Duplicates are now okay so long as the values are identical in both places.
- Re-enabled preludes and codas for JSP Documents (XML syntax).
- Removed special behavior of the `id` attribute for custom tags. Virtually no containers implement this feature and it was thought solidifying this requirement in JSP 2.0 would break applications.

- Clarified that the uri passed to `TagLibraryValidator.validate()` is the uri in the XML View, not necessarily the value of the uri attribute in the taglib directive.

JSP.E.8 Changes between JSP 2.0 PFD2 and JSP 2.0 PFD3

- Minor typos and clarifications.
- Added `\$` as a way to quote `$` in template text and attribute values, both in standard and XML syntaxes. This enabled quoting of EL expressions. Quoting of `$` is disabled for pages where EL is ignored, for backwards compatibility. Described the XML view for quoting EL expressions.
- Changes to the API:
 - `NullPointerException` must be thrown for null name in various methods.
 - Allow null passed as default prefix in EL API to indicate a prefix is required.
 - `SimpleTagSupport`: Made `jspBody` and `jspContext` fields private. Made `getJspBody()` and `getJspContext()` accessors protected.
 - `ExpressionEvaluator`: Changed so that only one EL expression can be parsed or evaluated at a time, with no intermixed static text. Removed `defaultPrefix` parameters and changed so that `FunctionMappers` can mutate between `ExpressionEvaluator.parseExpression()` and `Expression.evaluate()`.
 - Updated javadocs for `JspWriter` to indicate that the resulting text is written to the buffer or underlying writer directly, and not converted to the platform's default encoding first, which would make no sense in this context.
- Changes to Tag Library Descriptor (TLD):
 - Added `descriptionGroup`, `example` and `extension` elements to `<tag-file>`.
 - Moved definitions of `j2ee:extensibleType` and `j2ee:tld-extensionType` to `web-jsptaglibrary_2_0.xsd`.
 - Added `function-extension` element.
 - Updated `tag-name-uniqueness` to check for uniqueness across name elements both in tag and tag-file elements. Removed `tag-file-name-uniqueness`.
 - Removed capital versions of `TAGDEPENDENT`, `EMPTY`, and `SCRIPTLESS` enumerations in `body-contentType`.
 - Reformatted indentation.
 - Added example of how to write a schema for a TLD extension.
- Changes to the Expression Language (EL):

- Clarified that the container must check EL syntax at translation time.
- Removed rules for escaping EL expression output. in EL chapter.
- Added conditional operator (A ? B : C).
- Added coercion rules for target type Long.
- The empty operator can now be applied to any Collection.
- In all cases, omitting the prefix of a function now means the function is associated with the default namespace.
- EBNF Grammar Changes:
 - Better handling for syntax errors for unmatched action tags
 - Added logic to handle quoting EL expressions.
- Changed conversion rules for attribute values for the empty String "" to match EL semantics.
- Removed synchronization of variables from the page to the tag file, but kept synchronization from tag file to page. This is consistent with classic tags.
- Changed the default value for the rtxprvalue attribute of the attribute directive to true.
- I18N Changes:
 - During a <jsp:forward> or <jsp:include> the container is now required to encode the parameters using the character encoding from the request object.
 - Character encoding is now determined for each file separately, even if one file includes another using the include directive.
- Changed the semantics of <is-xml> so that a value of false simply indicates the resource is not a JSP document, but rather a JSP page.
- Changed .jspx extension to only work with a Servlet 2.4 or greater web.xml.
- Synchronized behavior of error pages with the Servlet specification.
- Changed dynamic-attributes attribute of the tag directive to specify the name of a Map to place the dynamic attributes into, instead of placing them directly in the page scope. Dynamic attributes with a uri are ignored.
- Added alias attribute and name-from-attribute mechanism for tag files.
- Clarified behavior of Tag Library Validators when namespaces are redefined in JSP documents.
- Added non-normative guidelines for JSR-45 line number mapping.

- Clarified that DTD validation of JSP Documents must be done by containers.
- Clarified that in JSP Documents the prefix "jsp" is not fixed for the namespace `http://java.sun.com/JSP/Page`.
- Clarified that, if 'a' is not a custom action, `` does not contain a request-time attribute value whereas `` does.

JSP.E.9 Changes between JSP 2.0 PFD and JSP 2.0 PFD2

- Minor typos and clarifications.
- Clarified handling of non-String types when using `<jsp:attribute>`.
- Clarified that JSP Configuration settings do not apply to tag files.
- Changed the way EL expressions and Scripting is enabled/disabled:
 - Removed `isScriptingEnabled` attribute from page/tag directive.
 - Changed `<scripting-enabled>` JSP Configuration element to `<scripting-invalid>`
 - Changed `<el-enabled>` JSP Configuration element to `<el-ignored>`
 - Changed `isELEnabled` to `isELIgnored`.
- Clarified that EL expressions can be used to provide request-time attribute values as well.
- Added a grammar for the `<function-signature>` element in the TLD.
- Clarified expected container behavior for various illegal JSP code.
- Clarified JSP Configuration URL Patterns are as defined in the Servlet specification.
- Clarified that for `<jsp:invoke>`, an `IllegalStateException` must occur if scope is session and the calling page does not participate in a session.
- Clarified that invalid tag libraries must trigger a translation error.
- API Changes, including:
 - Various javadoc clarifications to enhance testability.
 - Added new `pushBody(java.io.Writer)` to `JspContext`.
 - Moved `popBody()` from `PageContext` to `JspContext`.
 - Removed `ELException.toString()`

- Adjusted semantics of `SimpleTagSupport.findAncestorWithClass()` so that it uses the return value of `TagAdapter.getAdaptee()` when comparing class types, and for the final return value.
- Clarified `SkipPageException` should not be manually thrown in JSP Pages.
- Removed `TagLibraryInfo.getTagdir()` and corresponding protected attribute, as it can never return anything useful. Also removed the JSP 2.0 version of the constructor, since it only differed by its `tagdir` parameter.
- Removed `pContext` parameter from `VariableResolver.resolveVariable()`.
- Changed `ExpressionEvaluator` from an interface to an abstract class.
- Changed `Expression` from an interface to an abstract class.
- Removed `PAGE_SCOPE`, `REQUEST_SCOPE`, `SESSION_SCOPE` and `APPLICATION_SCOPE` constants from `JspContext` as they are duplicated in `PageContext`.
- Various changes to schema for JSP portion of `web.xml` and to schema for TLDs.
- Made it illegal to refer to classes in the unnamed (a.k.a. default) package, since JDK 1.4 has stopped supporting this.
- Reduced J2SE requirement to J2SE 1.3 for standalone containers and J2SE 1.4 for J2EE 1.4 containers. Made Unicode 3.0 and JSR-45 optional when running in J2SE 1.3 and required when running in J2SE 1.4.
- JSR-45 `SourceDebugAttribute` extensions must now be generated for tag files as well.
- Internationalization Changes:
 - Renamed the "Localization" chapter to "Internationalization", and rewrote it for clarity, to provide more up-to-date information on JSTL, and to refer to the Servlet specification for details of the `ServletResponse` behavior.
 - If the `contentType` charset defaults to ISO-8859-1, it isn't passed on to the `ServletResponse`, so that implicit character encoding specifications can still override it in Servlet 2.4.
 - The page character encoding of documents in XML syntax is now always detected in the XML specification. The `pageEncoding` attribute and/or `page-encoding` configuration element may be given, but must not disagree with the XML prolog.
 - XML views are encoded in UTF-8, and their `pageEncoding` attribute is set to reflect this. Their `contentType` attribute is set to reflect the `contentType` that the container will pass to the `ServletResponse`.

- Moved details about XML view of tag files to "JSP and XML" chapter.
- Changed the way variable synchronization works in Tag Files and simple tag handlers:
 - Removed the Map parameter from `JspFragment.invoke()`.
 - Removed all `JspFragment` logic dealing with preparing and restoring the page scope.
 - Disallowed the use of `<jsp:param>` in `<jsp:invoke>` and `<jsp:doBody>`
 - Removed fragment attribute from the variable directive (and from the variable element in the TLD). Variables can no longer be scoped to a specific fragment.
 - It is now a translation-time error to have a variable directive with a `name-given` attribute having the same value as the `name` attribute of an attribute directive, for a given tag file translation unit.
 - Variables appear as page-scoped attributes local to the tag file, and are synchronized with the calling `JspContext` at various points, depending on the scope of the variable.
 - Clarified that scripting variables are still declared for `SimpleTag` variables.
- Clarified what implicit objects are available to tag files.
- Removed the `value` attribute of the `<jsp:body>` standard action.
- Added glossary entries for tag file, JSP fragment, named attribute, JSP segment, classic tag handler, simple tag handler, dynamic attribute, and JSP configuration.
- Added `<jsp:element>` standard action to standard syntax as well.
- Expression Language
 - Clarified behavior of EL functions whose implementations are declared to return `void`.
 - Specified expected behavior when an EL function throws an exception.
 - Specified that the result of an EL expression in template text is quoted, to help in preventing cross-site scripting attacks.
 - Made rules for coercing A to Number type N more specific.
 - Added special handling for all operators for `BigInteger` and `BigDecimal` types.
- Specified stricter rules for tag handler instance reuse to improve compatibility.

- Changed behavior of `JspException` being thrown from dynamic attributes to be handled as though the exception came from another setter method, instead of having come from `doStartTag()` or `doEndTag()`.
- Clarified how dynamic attributes behave with respect to namespaces.
- Relaxed the need to call `setParent(null)` on Simple Tag Handlers.
- Clarified that classic tag invocations with empty bodies will not cause body methods to be invoked, even if the body content type for the tag is something other than "empty".
- Some clarifications on how implicit taglib maps are constructed.
- EBNF Grammar Changes:
 - Fixed EBNF for Params, Fallback productions to allow for `<jsp:body>` to appear inside.
 - Clarified that `<jsp:body>` cannot be used to specify the body of `<jsp:body>` or `<jsp:attribute>` and that `<jsp:attribute>` cannot be used to specify an attribute of `<jsp:attribute>`.
 - Clarified that XML-style attributes, such as those used in directives, can be separated from each other by whitespace.
 - Added `<jsp:output>` and `<jsp:text>` to grammar.
 - Corrected definition of `<jsp:param>`.
 - Fixed EBNF for `<jsp:text>`, `<jsp:scriptlet>`, `<jsp:expression>` and `<jsp:declaration>` so that CDATA sections are now allowed.
- Added `mayscript` attribute to `<jsp:plugin>` tag.
- Clarified `<jsp-property-group>` matching logic and how URL pattern overlaps are resolved between `<jsp-property-group>` and `<servlet-mapping>` elements.
- Clarified that a primitive cannot be used as the type of an attribute in tag files.
- Clarified that the default for the language attribute of the page directive is `java`.
- Moved `<jsp:element>` and `<jsp:text>` to Standard Actions chapter. Added `<jsp:output>` to Standard Actions chapter.
- Split XML chapter into two chapters - one on JSP Documents and one on XML Views of JSP Pages and JSP Documents. Rewrote large portions of JSP Documents chapter.

- Changed semantics of SimpleTag so that if a body is not present, setJspBody() is not called (instead of passing null).
- Added XML syntax for tag files (.tagx).
- Made preludes and codas illegal for JSP Documents (XML syntax).

JSP.E.10 Changes between JSP 2.0 PFD1a and JSP 2.0 PFD

- Synchronized Standard Actions Chapter with JSP 1.2 Errata B.
- Clarifications in the Localization Chapter to make encoding table clearer.
- Changed TagAdapter to reduce confusion for container vendors.
- EL Function implementations no longer need to be in a non-abstract class.
- Updated BNF for EL to include functions.
- Removed the restriction that the value attribute of <jsp:body> cannot be used for Classic Tag Handlers.
- Various typographical edits and clarifications (scattered).
- In <jsp:doBody>, made it illegal to specify a <jsp:param> with the same name as a variable with a scope of AT_BEGIN or NESTED.
- Provided a brief, non-normative overview of the SimpleTag lifecycle in the SimpleTag javadocs for the convenience of developers.
- Added new include() method to PageContext, with flush parameter.
- Removed name attribute from tag directive.
- Changed semantics of tag file packaging, and modified XML Schema accordingly.
- Improved access to error information in error pages by adding javax.servlet.error.exception and providing access to other attributes via the EL.
- Filled in many missing javadoc entries in the JSP API.
- Clarified that, for tag files, if an optional attribute is declared but not passed in, no page-scoped variable is created (used to say value is null, which is illegal).
- Added TLD Deployment extensions to Tag Extensions chapter and TLD. These extensions are only for tool consumption.

- Cleaned up description of coercion rules in Expression Language chapter.
- Clarified that Dynamic Attributes must be considered to accept request-time expression values.
- Modified the concept of JSP documents. In JSP 1.2 we had two quite separate syntaxes and, for instance, elements like `<jsp:expression>` were not available in *classic* JSP syntax. In JSP 2.0 the same basic syntax is available everywhere, but a JSP page can be tagged as being an XML document and thus can benefit from XML concepts like well-formedness, validity, and entity definitions.
- Added configuration property `<is-xml>` to indicate that a JSP page is to be treated as an XML document (JSP Document).
- Incorporated new XML syntax details in the Core Syntax and in the JSP documents chapter. Renamed Chapter 6 from JSP Documents to JSP and XML.
- XML syntax versions of all JSP elements are now also available in JSP pages that are not JSP documents - this is a, backward compatible, extension from the JSP 1.2 semantics.
- Added default interpretation of extension ".jspx" to mean a JSP document (and thus, an XML document).
- Added a `<jsp:element>` element to dynamically generate XML elements.
- Clarified that when a `<jsp:useBean>` element is used in an scriptless page, or in an scriptless context (as in the body of an action so indicated), there are no Java scripting variables created but instead an EL variable is created.
- Clarified that EL expressions are available in all attributes of both standard and custom actions that accept run time expressions.
- Changed `<jsp:invoke>` and `<jsp:doBody>` to accept `var` attribute to store fragment output as a `String`. Changed semantics of `varReader` so that `#{reader}` no longer echoes the contents of the `Reader` and no longer resets the stream. The `Reader` can be passed to a custom action for further processing.
- Can now use `<jsp:attribute>` for any standard or custom action attribute, and can now use scriptlets and expressions in the body of `<jsp:attribute>` where it makes sense.
- Removed `fragment-input` directive and replaced with a new `fragment` attribute for the `variable` directive. Removed `<fragment-attribute>` and `<fragment-input>` elements in the TLD and replaced them with new `<attribute>` subelement

called `<fragment>`, and new `<variable>` subelement called `<fragment>`. Updated APIs for tag info accordingly.

- Clarified that the implicit objects available to JSP pages under the EL are always available through the given names.
- The EL Evaluator API has continued to evolve. Among the changes there is now a `FunctionMapper` abstraction, and parsing errors are now reported through an `ELParseException`. The `VariableResolver` Interface now is obtained from the `JspContext` and abstracts its context.

JSP.E.11 Changes between JSP 2.0 PD2 and JSP 2.0 PFD1a

- Removed restriction that containers must not reuse `JspFragment` instances.
- Added `javax.servlet.jsp.tagext.JspTag` to the API chapter.
- Fixed EBNF for `Params`, `Fallback` productions.
- Fixed some minor typos (scattered).
- Added uniqueness constraints to XML Schema for `tag/name`, `tag-file/name` and `function/name`.
- Added `SkipPageException` as an exception for indicating a page is to be skipped in `JspFragments` and `Simple Tag Handlers`. Replaces `SKIP_PAGE` and `EVAL_PAGE` constants (only for `Simple Tag Handlers` - `Classic Tag Handlers` still use those constants).
- Clarified `<jsp:attribute>` can be used to specify only request-time expression attributes, and can be used for standard actions, and custom actions implemented using either `Classic Tag Handlers` or `Simple Tag Handlers`. Also clarified the `<jsp:body>` value attribute can only be used for `Simple Tag Handlers` and that `<jsp:attribute>` can be used to specify a fragment even for `Classic Tag Handlers`.
- Modified the page scope handling for `Jsp Fragments` and `Tag Files` to be much cleaner. Removed `peekPageScope()`, `pushPageScope()` and `popPageScope()`. Instead, fragments are assumed to share the page scope with its containing page, and tag files are required to create a `Jsp Context Wrapper`.
- Removed `javax.servlet.jsp.tagext.AttributeNotSupportedException`, and replaced it with a simple `JspException` which is just as effective.

- Added two constructors to `JspTagException` to allow specification of the root cause.
- Made `jspContext` and `jspBody` fields protected in `SimpleTagSupport`.

JSP.E.12 Changes between JSP 2.0 PD1 and JSP 2.0 PD2

NOTE: JSP 2.0 PD2 was not released publicly.

- Updated I18N chapter to indicate Unicode 3.0 support and new details URL.
- Now requires JSR-45 strata name to be JSP.
- Clarified trim attribute of `<jsp:attribute>` is to be used at translation time.
- Fixed some minor typos (scattered).
- Renamed `<el-evaluation>` web.xml element to `<el-enabled>`
- Reorganized new features. Created a cohesive chapter about Tag Files. Simple Tag Handler details were moved to Tag Extensions and to the API chapter. Standard Action description was moved to Standard Action chapter.
- Added a root interface `JspTag` to cover `Tag` and `SimpleTag`.
- Moved all TLD DTDs to a single "Tag Library Descriptor Schemas" Appendix and added the new JSP 2.0 XML Schema to that appendix.
- Added JSP 2.0 XML Schema, which is imported by the Servlet 2.4 Web Application Deployment Descriptor.
- Updated page directive table and grammar to include `isScriptingEnabled` and `isELEnabled`.
- Added language, import, `isScriptingEnabled` and `isELEnabled` attributes to tag directive.
- Applied fixes to EBNF grammar based on JSP 2.0 Preview EA1 experience
- Clarified that `jsp:id` is now required and added `TagExtraInfo.validate()` and requirement that container call it instead of `TagExtraInfo.isValid()`.
- Reorganized slightly the EL chapter to emphasize the parts of the language that do not depend on JSP details. Also removed the description of the API in that chapter: the javadoc-generated chapter is more complete.

- Function names now need to be unique within a tag library; arity is not used to disambiguate functions. This was done to simplify the EL language and the decision can be revisited in later releases based on usage experience.
- Some refinements to the EL API: a new method was added that accepts a `VariableResolver` instead of a `JspContext`, and the prefix/shortname map has been split into two separate maps.

JSP.E.13 Changes between JSP 2.0 CD2 and JSP 2.0 PD1

- Moved all the JSP configuration description into its own chapter.
- Reordered the EBNF description to be at the end of JSP 1.3.
- Restored some pieces in the Syntax chapter that were lost in an editing operation. The only substantive piece was the description of the `<include-prelude>` and `<include-coda>` elements, which are now in the JSP configuration chapter.
- Added details on how to implement functions in EL.

JSP.E.14 Changes between JSP 2.0 CD1 and JSP 2.0 CD2

E.14.44 Between CD2c and CD2

- Upgraded major version from JSP 1.3 to JSP 2.0, added section to the Preface explaining change.
- Added directive examples to JSP Fragments chapter.
- Moved section describing passing attribute values via `<jsp:attribute>` and `<jsp:body>` to syntax chapter and moved definitions of these two standard actions to Standard Actions chapter, from JSP Fragments chapter.
- Added optional scope attribute to `<jsp:invoke>` and `<jsp:doBody>`.
- Improved and simplified the way tag files are packaged. One can now package tag files in JARs or place them in a subdirectory of `/WEB-INF/tags/` and access them without specifying a uri.
- Changed `SimpleTag` to not extend `Tag`. Added `TagAdapter` to handle tag collaboration, and removed dependency on `PageContext` in `SimpleTag`. These changes help make `SimpleTag` usable in environments other than Servlet request/response.

- Changed fragment invocation via `<jsp:invoke>` and `<jsp:doBody>` to be able to expose their result as a `java.io.Reader` object instead of a `String`. This is expected to be more efficient.
- Added `<include-prelude>` and `<include-coda>` elements to `<jsp-properties-group>`. Added a description in the Syntax Chapter.
- Added a `getExpressionEvaluator()` method to `JspContext` (and, thus, to `PageContext`).
- Added better description of JSP configuration information to different chapters.
- Added to-do notes on EL to Syntax chapter, sketching where the information will go.
- Renamed `elEvaluation` property of page directive. The new name is `isELEnabled`, to be consistent with other properties.

E.14.45 Between CD2b and CD2c

- Fixed syntax table so that `flush` is optional in `<jsp:include>` standard action.
- Integrated EL grammar with JSP EBNF.
- Clarified `doEndTag()` description when `SKIP_PAGE` is returned.
- Added `dynamic-attributes` element in tag directive to describe a tag file that accepts dynamic attributes.
- Added `SimpleTag`, `JspFragment`, `DynamicAttributes`, `AttributeNotSupportedException`, `ExpressionEvaluator`, and `VariableResolver` classes to API. Added new API chapter for `javax.servlet.jsp.el` package.
- Added `isScriptingEnabled` directive and scripting-enabled JSP configuration element.
- Renamed `jsp-group` JSP configuration element to `jsp-properties-group`. Clarified conflict resolution rules.
- Clarified direction with EL function - details still to come.
- Added a chapter for EL API.
- Added description of page-encoding JSP configuration element to Localization chapter.

E.14.46 Between CD2a and CD2b

- Reordered "Users of JSP Technology" and "Basic Concepts" in the Overview section.
- Added `<jsp-config>` element to `web.xml` as a parent element for `<taglib>`. Added `<jsp-group>` as a new subelement to describe properties for a group of JSP pages that are described using `<url-pattern>` and other elements. Currently the only other element is `<el-evaluation>`, which can be used to describe whether EL evaluation is active or not by default.
- Modified the default rules for EL evaluation. Now, EL evaluation is always off, but it is very easy to add evaluation on through a `<jsp-group>` element.
- Various EBNF fixes
- Fixed some typos in Example Scenario in JSP_Fragments chapter
- Clarified issues on `<jsp:forward>` from within a tag file?
- Clarified issues on `<jsp:attribute>` and whitespace

E.14.47 Changes between CD1 and CD2a

- Added a part structure to the specification description. This helps provide guidance to the readers.
- Added a mechanism to pass attributes whose names are not known until runtime to tag handlers (Dynamic Attributes).
- Added `getPageContext()` to `SimpleTag`.
- Adjustment to `table` to make `defaultInputEncoding` the default output encoding if unspecified.
- Moved EBNF description from Fragments chapter to Core Syntax.
- Improved EBNF description of `<jsp:attribute>` and `<jsp:body>`. Also, easier to read valid standard action attribute sets.

JSP.E.15 Changes between JSP 2.0 ED1 and JSP 2.0 CD1

This is the first Community Draft of the JSP 2.0 specification.

E.15.48 JSP Fragments, .tag Files, and Simple Tag Handlers

- A new chapter on JSP fragments and supporting technologies such as the .tag mechanism and simple tag handlers:
 - JSP fragments allow a portion of JSP code to be encapsulated into a Java object which can be passed around and evaluated zero or more times.
 - The .tag mechanism allows page authors to use JSP syntax to write Custom Actions.
 - Simple tag handlers integrates tightly with JSP fragments and allows for a much easier and more natural invocation protocol for tag extensions.

E.15.49 Expression Language Added

- Added the Expression Language chapter, equivalent to that released in the JSP Standard Tag Library (JSTL) Public Draft, Appendix A.
- Updated the Expression Language chapter, including preliminary information on the API to invoke the EL evaluator.

E.15.50 EBNF Fixes

Various fixes to the EBNF, to handle CustomAction translation errors correctly. Improved readability by adding ATTR[] construct, to allow easier expression of XML-style attributes that can appear in any order.

E.15.51 I18N Clarifications

Incorporated JSP 1.2 errata_a. Clarified when container can call `setContent-Type()` and how it is possible to dynamically affect content type and character encoding from within a page or custom action.

E.15.52 Other Changes

- Updated Status, Preface, Changes chapters.
- Made support for `jsp:id` mandatory.
- Various typographical fixes.

JSP.E.16 Changes Between JSP 1.2 Final Draft and JSP 2.0 ED1

This is the first expert draft of the JSP 2.0 specification.

E.16.53 Typographical Fixes and Version Numbers

Various typographical fixes that do not change any specification requirements, and version number updates for JSP 2.0. Various things were fixed from JSP 1.2 such as missing page numbers, repeated table numbers, etc.

E.16.54 Added EBNF Grammar for JSP Standard Syntax

A new section was added to the Syntax Chapter that presents a simple EBNF grammar for the standard (i.e. non-XML) JSP syntax. The grammar is intended to provide a concise syntax overview and to resolve any syntax ambiguities present in the specification.

E.16.55 Added Users of JavaServer Pages Section

A new section was added to the Overview Chapter that describes the various classes of users that make use of JSP technology, describing their role, the technology they're familiar with, and the sections of this specifications that are relevant to them.

E.16.56 Added Placeholders for Expression Language and Custom Actions Using JSP

Two new chapters were added in anticipation of the new Expression Language and Custom Actions Using JSP features.

E.16.57 Added Requirement for Debugging Support

A new section was added to the JSP Container Chapter requiring support for JSR-045 ("Debugging Support for Other Languages"). The precompilation protocol was also updated.

JSP.E.17 Changes Between PFD 2 and Final Draft

This is the final version approved by JCP Executive Committee; the document was updated to reflect that status. All change bars were reset.

JavaServer Pages 2.2 Specification

E.17.58 Added jsp:id mechanism

A new mechanism was added to allow willing JSP containers to provide improved translation-time error information from TagLibraryValidator classes. The signature of TagLibraryValidator.validate() was modified slightly, and a new ValidationMessage class was added. These objects act through a new attribute, jsp:id, which is optionally supported by a JSP container and exposed only through the XML view of a JSP page. Chapter JSP.10, Chapter JSP.7 (Section JSP.7.4.1.2) and Chapter JSP.13 (Section JSP.13.9.6) were affected.

E.17.59 Other Small Changes

- Made height & width be rtxprs. Section JSP.5.7 was affected.
- Added attribute value conversion from String literal to short and Short, and corrected conversion for char and Character in Table JSP.1-11.
- Corrected a statement on the allowed return values for doStartTag() for Tag, IterationTag and BodyTag.. PFD2 incorrectly indicated that "empty" tags could only return SKIP_BODY; the correct statement is that tags whose body-content is "empty" can only return SKIP_BODY.

E.17.60 Clarification of role of id

The mandated interpretations of the "id" attribute in Section JSP 2.13.3 (that id represents page-wide unique ids) and the "scope" attribute in Section JSP 2.13.4 (regarding the scope for the introduced variable) were not enforced by most (perhaps all?) containers, and were inconsistent with prevalent practices in custom tag library development. Essentially these sections were being interpreted as localized statements about the jsp:useBean standard action. This has been made explicit and the sections were moved to Chapter 5 to reflect that.

Sections JSP.2.13.3 and JSP.2.13.4, and Chapter 4 were affected.

E.17.61 Clarifications on Multiple Requests and Threading

- Clarify that TLV instances need be thread safe. This affected Section JSP.13.9.6.
- Clarify that a tag handler instance is actively processing only one request at a time; this happens naturally if the tag handler is instantiated afresh through new() invocations, but it requires spelling once tag handler pooling is introduced. This clarification affected Chapter JSP.13.

E.17.62 Clarifications on JSP Documents

Several clarifications in Chapter JSP.6.

- Reaffirmed that, in a JSP page in XML syntax, the URI for jsp core actions is important, not the prefix.
- Clarify that `<?xml ... ?>` is not required (as indicated by the XML spec).
- Clarified further the interpretation of whitespace on JSP documents.

E.17.63 Clarifications on Well Known Tag Libraries

Clarified that a tag library author may indicate, through the description comment, that a tag handler may expose at runtime only some subset of the information described through the tag handler implementation class. This is useful for specialized implementations of well-known tag libraries like the JSP standard tag library. This clarification affected the description of the tag element in Section JSP.7.3 and the description of `Tag.setParent()` and `TagSupport.findAncestorWithClass()`.

Removed the last paragraph on Section JSP.7.3.9; we don't have any plans to remove the well-know URI mechanism.

In general cleaned up the presentation of the computation of the taglib map between a URI and a TLD resource path; the previous version was clunky.

E.17.64 Clarified Impact of Blocks

Clarified further the legal uses and the role of block constructs within scriptlets and nested actions. This affected small portions of Sections JSP.1.3.3, JSP.9.4, JSP.9.4.4 and JSP.13.9.10.

E.17.65 Other Small Clarifications

- Reaffirmed more explicitly that the location of icons is relative to TLD file. Section JSP.7.3 was affected.
- Removed non-normative comment about JSR-045 in Section JSP.1.1.10.
- Removed the comment on `errorPages` needing to be JSP pages, they can also be static objects. This affects Table JSP.1-8.
- Reaffirmed that event listeners in a tag library are registered before the application is started. This affects Section JSP.7.1.9.

- Clarify when the use of quoting conventions is required for attribute values. Clarified that request-time attribute values follow the same rules. This affects Section JSP.1.3.5, Section JSP.1.6 and Section JSP.1.14.1.
- Clarified the interpretation of relative specifications for include directives and jsp:include and jsp:forward actions. This affected Section JSP.1.2.1, Section JSP.1.10.5, Section JSP.5.4 and Section JSP.5.5
- Corrected the inconsistency on the precompilation protocol in Section JSP.11.4.2 regarding whether the requests are delivered to the page or not; they are not.
- Clarified that the <type> subelement of <attribute> in the TLD file should match that of the underlying JavaBean component property.
- Spelled out the use of ClassLoader.getResource() to get at data from a TagLibraryValidator class.

JSP.E.18 Changes Between 1.2 PFD 1b and PFD 2

Change bars are used in almost all chapters to indicate changes between PFD 1b and PFD 2. The exception are Chapters 12 and 13 which are generated automatically from the Java sources and have no change bars. Most changes are semantical, but some of them are editorial.

E.18.66 Added elements to Tag Library Descriptor

The Tag Library Descriptor (TLD) was extended with descriptive information that is useful to users of the tag library. In particular, a TLD can now be massaged directly (e.g. using an XSLT stylesheet) into an end-user document.

A new <example> element was added, as an optional subelement of <tag>. The existing <description> element was made a valid optional subelement of <variable>, <attribute> and <validator>.

Section JSP.7.3 and Appendix JSP.B were affected. The TLD 1.2 DTD and Schemas were also affected.

E.18.67 Changed the way version information is encoded into TLD

The mechanism used to provide version information on the TLD was changed. In the PFD the version was encoded into the namespace. In PFD2 the namespace is not intended to change unless there are non-compatible changes, and the version is

encoded into the <jsp-version> element, which is now mandatory. The new URI for the namespace is "http://java.sun.com/JSP/TagLibraryDescriptor".

Chapter JSP.7 and Appendix JSP.B were affected.

E.18.68 Assigning String literals to Object attributes

It is now possible to assign string literals to an attribute that is defined as having type Object, as well as to a property of type Object. The valid type conversions are now all described in Section JSP.1.14.2, and used by reference in the semantics of <jsp:setProperty>.

E.18.69 Clarification on valid names for prefix, action and attributes

We clarified the valid names for prefixes used in taglib directives, element names used in actions, and attribute names.

E.18.70 Clarification of details of empty actions

The JSP 1.1 specification distinguishes empty from non-empty actions, although the description could be better. Unfortunately, the JSP 1.2 PFD1 draft did not improve the description. This draft improves the description by making it clear what methods are invoked when.

Chapters 1, 7 and 13 were affected.

E.18.71 Corrections related to XML syntax

We clarified several issues related to the XML syntax for JSP pages and to the XML view of a JSP page. Most changes are in Chapter JSP.6.

- Removed an inexistant flush attribute in the include directive at Chapter JSP.6.
- Clarified that JSP comments in a JSP page in JSP syntax are not preserved on the XML view of the page.
- Clarified that JSP pages in XML syntax should have no DOCTYPE.
- Clarified the treatment of include directives in the XML view of a JSP page.
- Clarified the format of the URIs to use in xmlns attributes for taglib directives, and corrected Appendix JSP.B.

E.18.72 Other changes

We clarified several other inconsistencies or mistakes

- Explicitly indicated which attributes are reserved (Section JSP.1.3.5) and which prefixes are reserved (Section JSP.1.10.2).
- Add a comment to the DTD for the TLD indicating that a DOCTYPE is needed and what its value is. No changes to the value.
- Removed the paragraph at the end of Section JSP.7.3.9 that used to contain non-normative comments on the future of "well known URIs".
- Corrected the description of the valid values that can be passed to the flush attribute of the include action in Section JSP.5.4.
- Clarified that `<jsp:param>` can only appear within `<jsp:forward>`, `<jsp:include>`, and `<jsp:params>`.
- Clarified that `<jsp:params>` and `<jsp:fallback>` can only appear within `<jsp:plugin>`.
- Resolved a conflict in Section JSP.5.4 between the Servlet and the JSP specification regarding how to treat modifications to headers in included actions.
- Section 10.1.1 in PFD1 incorrectly described the valid return values for `doStartTag()` in tag handlers that implement the `BodyTag` interface. The correct valid values are `SKIP_BODY`, `EVAL_BODY_INCLUDE` and `EVAL_BODY_BUFFER`. Section now indicates this.

JSP.E.19 Changes Between 1.2 PFD and 1.2 PFD 1b

PFD 1b is a draft that has mostly formatting and a few editorial changes. This draft is shown only to make it simpler to correlate changes between later drafts and the previous drafts.

Change bars are used to indicate changes between PFD 1 and PFD 1b.

JSP.E.20 Changes Between 1.2 PD1 and 1.2 PFD

The following changes occurred between the Public Draft 1 and the Proposed Final Draft versions of the JSP 1.2 specification.

E.20.73 Deletions

- Removed the `resetCustomAttributes()` method.

E.20.74 Additions

- Added constructors and methods to `JspException` to support a `rootCause` (paralleling the `ServletException`).
- Added a `PageContext.handleException(Throwable)` method.
- Added references to JSR-045 regarding debugging support.
- Added new `TryCatchFinally` interface to provide better control over exceptions in tag handlers.
- Added an implicit URI to TLD map for packaged tag libraries. This also provides support for multiple TLDs inside a single JAR file.
- Added `pageEncoding` attribute to page directive.
- Added material to Chapter JSP.4.
- Added `TagValidatorInfo` class.
- Added Section JSP.1.1.9 with a suggestion on extension convention for top and included JSP files.

E.20.75 Clarifications

- A tag handler object can be created with a simple “`new()`”; it needs not be a fully fledged Beans, supporting the complete behavior of the `java.beans.Beans.instantiate()` method.
- Removed the “recommendation” that the `<uri>` element in a TLD be a URL to anything.
- Clarified that extension dependency information in packaged tag libraries should be honored.
- Clarified invocation and lifecycle of `TagLibraryValidator`.
- Clarified where TLDs may appear in a packaged JAR file.
- Clarified when are `response.getWriter()`.

E.20.76 Changes

- Moved a couple of chapters around
- Improved and clarified Chapter JSP.6.
- Moved the include directive back into Chapter JSP.1.
- Renamed `javax.servlet.jsp.tagext.PageInfo` to `javax.servlet.jsp.tagext.PageData` (for consistency with existing `TagData`).
- Added initialization parameters to `TagLibraryInformation` validation in TLD, adding a new `<validator>` element, renaming `<validatorclass>` to `<validator-class>` for consistency, and adding `<init-param>` as in the Servlet `web.xml` descriptor.
- Added method to pass the initialization parameters to the validator class and removed the use of `TagLibraryInfo`. Added prefix and uri String arguments to `validate()` method.
- Changed element names in TLD to consistently follow convention. New names are `<tag-class>`, `<tei-class>`, `<tlib-version>`, `<jsp-version>`, `<short-name>` and `<body-content>`. `<info>` was renamed `<description>`.

JSP.E.21 Changes Between 1.1 and 1.2 PD1

The following changes occurred between the JSP 1.1 and JSP 1.2 Public Draft 1.

E.21.77 Organizational Changes

- Chapter 8 and 10 are now generated automatically from the javadoc sources.
- Created a new document to allow longer descriptions of uses of the technology.
- Created a new I18N chapter to capture Servlet 2.3 implications and others (mostly empty for PD1).
- Removed Implementation Notes and Future appendices, as they have not been updated yet.

E.21.78 New Document

We created a new, non-normative document, “Using JSP Technology”. The document is still being updated to JSP 1.2 and Servlet 2.3. We moved to this document the following:

- Some of the non-normative Overview material.
- All of the appendix on tag library examples.
- Some of the material on the Tag Extensions chapter.

E.21.79 Additions to API

- `jsp:include` can now indicate “`flush='false'`”.
- Made the XML view of a JSP page available for input, and for validation.
- `PropertyEditor.setAsText()` can now be used to convert from a literal string attribute value.
- New `ValidatorClass` and `JspPage` classes for validation against tag libraries.
- New `IteratorTag` interface to support iteration without `BodyContent`. Added two new constants (`EVAL_BODY_BUFFERED` and `EVAL_BODY_AGAIN`) to help document better how the tag protocol works; they are carefully designed so that old tag handlers will still work unchanged, but the old name for the constant `EVAL_BODY_TAG` is now deprecated.
- Added listener classes to the TLD.
- Added elements to the TLD to avoid having to write `TagExtraInfo` classes in the most common cases.
- Added a `resetCustomAttributes()` method to `Tag` interface.
- Added elements to the TLD for delivering icons and descriptions to use in authoring tools.

E.21.80 Clarifications

- Incorporated errata 1.1_a and (in progress) 1.1_b.

E.21.81 Changes

- JSP 1.2 is based on Servlet 2.3, in particular:
- JSP 1.2 is based on the Java 2 platform.

JSP.E.22 Changes Between 1.0 and 1.1

The JSP 1.1 specification builds on the JSP 1.0 specification. The following changes occurred between the JSP 1.0 final specification and the JSP 1.1 final specification.

E.22.82 Additions

- Added a portable tag extension mechanism with an XML-based Tag Library Descriptor, and a run-time stack of tag handlers. Tag handlers are based on the JavaBeans component model. Adjusted the semantics of the uri attribute in taglib directives.
- Flush is now a mandatory attribute of jsp:include, and the only valid value is "true".
- Added parameters to jsp:include and jsp:forward.
- Enabled the compilation of JSP pages into Servlet classes that can be transported from one JSP container to another. Added appendix with an example of this.
- Added a precompilation protocol.
- Added pushBody() and popBody() to PageContext.
- Added JspException and JspTagException classes.
- Consistent use of the JSP page, JSP container, and similar terms.
- Added a Glossary as Appendix JSPE, "Changes".
- Expanded Chapter 1 so as to cover 0.92's "model 1" and "model 2".
- Clarified a number of JSP 1.0 details.

E.22.83 Changes

- Use Servlet 2.2 instead of Servlet 2.1 (as clarified in Appendix B), including distributable JSP pages.
- `jsp:plugin` no longer can be implemented by just sending the contents of `jsp:fallback` to the client.
- Reserved all request parameters starting with "jsp".

A P P E N D I X JSP.F

Glossary

This appendix is a glossary of the main concepts mentioned in this specification. This appendix is non-normative.

action An element in a JSP page that can act on implicit objects and other server-side objects or can define new scripting variables. Actions follow the XML syntax for elements with a start tag, a body and an end tag; if the body is empty it can also use the empty tag syntax. The tag must use a prefix.

action, standard An action that is defined in the JSP specification and is always available to a JSP file without being imported.

action, custom An action described in a portable manner by a tag library descriptor and a collection of Java classes and imported into a JSP page by a taglib directive.

Application Assembler A person that combines JSP pages, servlet classes, HTML content, tag libraries, and other Web content into a deployable Web application.

classic tag handler A tag handler that implements the `javax.servlet.jsp.tagext.Tag` interface.

component contract The contract between a component and its container, including life cycle management of the component and the APIs and protocols that the container must support.

Component Provider A vendor that provides a component either as Java classes or as JSP page source.

- distributed container** A JSP container that can run a Web application that is tagged as distributable and is spread across multiple Java virtual machines that might be running on different hosts.
- declaration** A scripting element that declares methods, variables, or both in a JSP page. Syntactically it is delimited by the `<%!` and `%>` characters.
- directive** An element in a JSP page that gives an instruction to the JSP container and is interpreted at translation time. Syntactically it is delimited by the `<%@` and `%>` characters.
- dynamic attribute** An attribute, passed to a custom action, whose name is not explicitly declared in the tag library descriptor.
- element** A portion of a JSP page that is recognized by the JSP translator. An element can be a directive, an action, or a scripting element.
- EL expression** An element in a JSP page representing an expression to be parsed and evaluated via the JSP Expression Language. Syntactically it is delimited by the `${` and `}` characters.
- expression** Either a scripting expression or an EL expression.
- fixed template data** Any portions of a JSP file that are not described in the JSP specification, such as HTML tags, XML tags, and text. The template data is returned to the client in the response or is processed by a component.
- implicit object** A server-side object that is defined by the JSP container and is always available in a JSP file without being declared. The implicit objects are request, response, pageContext, session, application, out, config, page, and exception for scriptlets and scripting expressions. The implicit objects are pageContext, pageScope, requestScope, sessionScope, applicationScope, param, paramValues, header, headerValues, cookie and initParam for EL expressions.
- JavaServer Pages technology** An extensible Web technology that uses template data, custom elements, scripting languages, and server-side Java objects to return dynamic content to a client. Typically the template data is HTML or XML elements, and in many cases the client is a Web browser.
- JSP container** A system-level entity that provides life cycle management and runtime support for JSP and servlet components.
- JSP configuration** The deployment-time process by which the JSP container is declaratively configured using a deployment descriptor.

JSP file A text file that contains JSP elements, forming a complete JSP page or just a partial page that must be combined with other JSP files to form a complete page. Most top-level JSP files have a .jsp extension, but other extensions can be configured as well.

JSP fragment A portion of JSP code, translated into an implementation of the javax.servlet.jsp.JspFragment abstract class.

JSP page One or more JSP files that form a syntactically complete description for processing a request to create a response.

JSP page, front A JSP page that receives an HTTP request directly from the client. It creates, updates, and/or accesses some server-side data and then forwards the request to a presentation JSP page.

JSP page, presentation A JSP page that is intended for presentation purposes only. It accesses and/or updates some server-side data and incorporates fixed template data to create content that is sent to the client.

JSP page implementation class The Java programming language class, a servlet, that is the runtime representation of a JSP page and which receives the request object and updates the response object. The page implementation class can use the services provided by the JSP container, including both the servlet and the JSP APIs.

JSP page implementation object The instance of the JSP page implementation class that receives the request object and updates the response object.

JSP segment A portion of JSP code defined in a separate file, and imported into a page using the include directive.

named attribute A standard or custom action attribute whose value is defined using the <jsp:attribute> standard action.

scripting element A declaration, scriptlet, or expression, whose tag syntax is defined by the JSP specification, and whose content is written according to the scripting language used in the JSP page. The JSP specification describes the syntax and semantics for the case where the language page attribute is java.

scripting expression A scripting element that contains a valid scripting language expression that is evaluated, converted to a String, and placed into the implicit out object. Syntactically it is delimited by the <%= and %> characters.

scriptlet An scripting element containing any code fragment that is valid in the scripting language used in the JSP page. The JSP specification describes what

is a valid scriptlet for the case where the language page attribute is java. Syntactically a scriptlet is delimited by the <% and %> characters.

simple tag handler A tag handler that implements the `javax.servlet.jsp.tagext.SimpleTag` interface.

tag A piece of text between a left angle bracket and a right angle bracket that has a name, can have attributes, and is part of an element in a JSP page. Tag names are known to the JSP translator, either because the name is part of the JSP specification (in the case of a standard action), or because it has been introduced using a Tag Library (in the case of custom action).

text-based document that uses fixed template data and JSP elements to define a custom action. The semantics of a tag file are realized at runtime by a tag handler.

tag library A collection of custom actions described by a tag library descriptor and Java classes.

tag library descriptor An XML document describing a tag library.

Tag Library Provider A vendor that provides a tag library. Typical examples may be a JSP container vendor, a development group within a corporation, a component vendor, or a service vendor that wants to provide easier use of their services.

web application An application built for the Internet, an intranet, or an extranet.

web application, distributable A Web application that is written so that it can be deployed in a Web container distributed across multiple Java virtual machines running on the same host or different hosts. The deployment descriptor for such an application uses the distributable element.

Web Application Deployer A person who deploys a Web application in a Web container, specifying at least the root prefix for the Web application, and in a Java EE environment, the security and resource mappings.

web component A servlet class or JSP page that runs in a JSP container and provides services in response to requests.

Web Container Provider A vendor that provides a servlet and JSP container that support the corresponding component contracts.